



# Aberforth Split Level Income Trust plc

## Monthly Factsheet

31 March 2024

### Fund structure

The Fund is a split capital investment trust – a type of investment company, or collective investment fund – with Premium (Ord) & Standard (ZDP) share listings on the Main Market of the London Stock Exchange.

### Manager: Aberforth Partners

The Fund is managed by Aberforth's investment team of six fund managers:

Sam Ford	Jeremy Hall
Euan Macdonald	Rowan Marron
Rob Scott Moncrieff	Peter Shaw

Further information on the investment team is available at [www.aberforth.co.uk](http://www.aberforth.co.uk).

### Investment universe: DNSCI (XIC)

The Fund's primary investment universe is the Deutsche Numis Smaller Companies Index (excluding Investment Companies). This index is rebalanced every January and its profile at the date of this Factsheet was:

Number of companies	345
Total market value	£142bn
Largest constituent	£2.3bn
Largest constituent if index rebalanced at Factsheet date	£1.8bn

### Key Fund information

Total investments	£205m
Number of investments	64
Active share	76.8%
Gearing – ZDP shares	£60m
Net gearing	33.5%
Total net assets	£153m
Ord share NAV	80.59p
Ord share price	74.50p
Ord discount/(premium)	7.6%
ZDP share NAV (Accounts basis)	126.13p
ZDP share price	123.50p
ZDP discount/(premium)	2.1%

### Fees & charges

Management fee* (12m to 30 Jun 23)	1.01%
Performance fee	None
Ongoing charges (at 30 Jun 23 & includes Management fee)	1.26%

\* Further details of the Management fee are available at [www.aberforth.co.uk](http://www.aberforth.co.uk).

### Yield & dividends (Ord)

Yield	8.1%
1 <sup>st</sup> interim dividend (paid 8 Mar 24)	2.75p
2 <sup>nd</sup> interim dividend (paid 31 Aug 23)	3.30p

### Objective

The Fund's objective is to provide Ordinary (Ord) shareholders with a high level of income, with the potential for income and capital growth, and to provide Zero Dividend Preference (ZDP) shareholders with a pre-determined final capital entitlement of 127.25p per ZDP share on the planned winding up date of 1 July 2024.

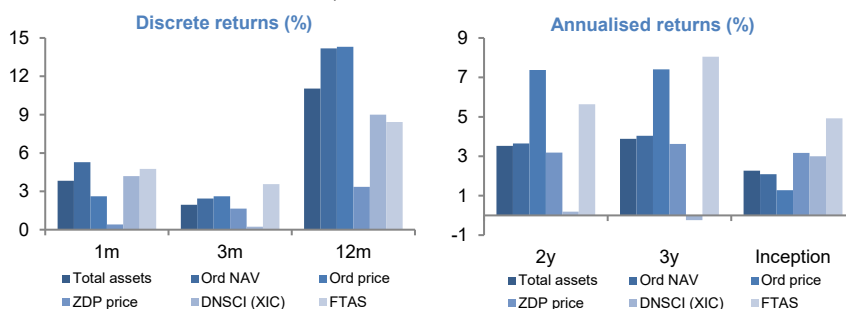
### Investment style: Value

Aberforth are value investors who buy shares in companies that they calculate to be selling below their intrinsic value. This is determined through detailed financial and industrial analysis, combined with a valuation approach that focuses on both stockmarket and corporate worth.

### Investment performance (annualised total returns)

Growth (%)	1m	3m	12m	2y	3y	Inception
Total assets	3.8	1.9	11.0	3.5	3.9	2.3
Ord NAV	5.3	2.4	14.2	3.6	4.0	2.1
Ord price	2.6	2.6	14.3	7.4	7.4	1.3
ZDP price	0.4	1.6	3.3	3.2	3.6	3.2
NSCI (XIC)	4.2	0.2	9.0	0.2	-0.2	3.0
FTAS	4.8	3.6	8.4	5.6	8.0	4.9

Notes: 1m & 3m returns not annualised; Inception = 30 Jun 17; FTAS = FTSE All-Share Index.



### Monthly investment commentary: March

March was a better month for UK equities, which out-performed the US and technology-dominated global equity market index. Better-than-expected inflation data for the UK contributed to falling bond yields and increased expectations of interest rate cuts. The FTSE All-Share was up 4.8%, with broad-based performance across large, mid and small caps. The investment universe – the DNSCI (XIC) – was up 4.2%, against which the Fund delivered a 3.8% return. The value style was a modest tailwind to relative performance.

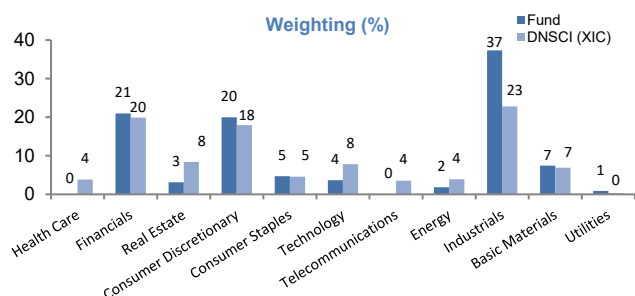
Among the negative contributors to returns was **Wincanton**, which is subject to a takeover from the US-listed GXO and is currently the Fund's largest holding. Its shares drifted slightly after it became clear that the bidding war was over. Under our negotiated terms with the acquirer, Aberforth is bound to hold the shares until the shareholder vote to approve the deal. **Moneysupermarket.com**, the price comparison provider, issued no news in March, but the market was likely digesting February's results announcement and probing the sustainability of the recent strength of the group's large insurance comparison business. **Videndum**, the manufacturer and distributor of broadcast and photography equipment, fell following a delay to the announcement of its full year results.

The Fund's best performer was **Centamin**, the gold miner. The company reported good results in March, which coincided with the gold price reaching record highs. **Reach**, the publisher, saw its shares rise after it reported in-line results that revealed the first signs of stability in advertising yields. **CMC Markets**, the financial derivatives dealer, continued its strong recent share price performance. After undertaking investments in expanding its business lines, the company endured a challenging 2023. Three updates to the market in 2024 so far have brought with them more positive news on profitability.

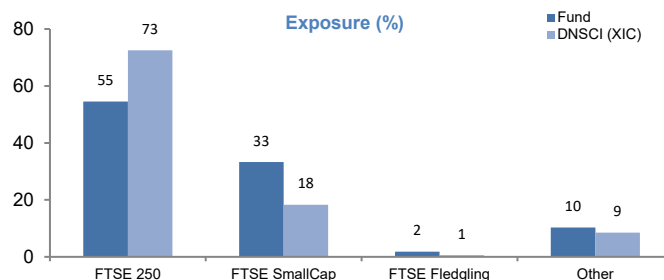
### Top 10 equity investments

Name	Activity	%
Wincanton	Logistics	6.3
Centamin	Gold miner	3.7
Vesuvius	Metal flow engineering	3.6
Morgan Advanced Materials	Manufacture of carbon & ceramic materials	3.2
Wilmington	Business publishing & training	3.2
Redde Northgate	Van rental	3.2
Rathbones Group	Private client fund manager	2.8
Conduit Holdings	Bermuda based (re)insurer	2.5
Bakkavor Group	Food manufacturer	2.5
XPS Pensions Group	Pension Consultancy	2.4

## Sector exposure



## Size exposure



## Gearing

The Fund's Ord shares are geared by the capital entitlement of the ZDP shares which will rise continuously until the planned winding up date of 1 July 2024. The net gearing figure shown in the Key Fund information section is the percentage by which the total value of investments exceeds the total net assets.

## Hurdle rates & redemption yields

The Fund's latest hurdle rates and redemption yields are available from the ZDP Analytics section of the AIC website at [www.theaic.co.uk](http://www.theaic.co.uk).

## Data sources & calculations

All data supplied by Aberforth, except DnSCI (XIC) data (from Numis/Paul Marsh and Elroy Dimson – London Business School) and FTSE data (from FTSE International Limited).

Performance returns are total returns after all expenses and assume reinvestment of dividends. Yield is based on the Fund's trailing 12 months' dividends (excluding Specials). Active share is a measure of how the Fund's portfolio differs from the DnSCI (XIC). Small companies are represented by the DnSCI (XIC). Large companies are represented by the FTAS.

## Security codes & other information

Ord shares	ZDP shares	Other information
SEDOL: BYPBD39	SEDOL: BYPBD51	Launched: 3 Jul 17
ISIN: GB00BYPBD394	ISIN: GB00BYPBD519	Next year-end: 30 Jun 24
TIDM: ASIT	TIDM: ASIZ	LEI: 21380013QYWO82NZV529
Shares in issue: 190,250,000	Shares in issue: 47,562,500	Planned winding-up: 1 Jul 24
Market value: £142m	Market value: £59m	

## Subscribe & contact

If you wish to subscribe to this Factsheet, or have any queries regarding its content, please contact Aberforth's Investor Support team:

(T) 0131 220 0733

(E) [investors@aberforth.co.uk](mailto:investors@aberforth.co.uk)

## Risk warnings

Investments in shares of smaller companies are generally considered to carry a higher degree of risk as the market for their shares may be less liquid than that for shares of larger companies, making shares of smaller companies more difficult to buy and sell.

The performance of shares of smaller companies may be more volatile than the shares of larger companies over short time periods; therefore investors should regard such investments as long term.

There can be no guarantee that the investment objective of the Fund will be achieved or provide the dividends and returns sought by the Fund.

An investment in the Fund is only suitable for investors who are capable of evaluating the merits and risks of such an investment and who have sufficient resources to be able to bear any losses which may arise from such an investment (which may be equal to the whole amount invested). Such an investment should be regarded as long term in nature and complementary to existing investments in a range of other financial assets and should not form a major part of an investment portfolio.

An investment trust is a public limited company, the shares of which are traded on the Main Market of the London Stock Exchange. Accordingly, the ability of shareholders to sell their shares will be dependent on the market price of the shares. The shares may trade at a discount or premium to their net asset value.

Investment trusts may borrow money in order to make further investments. This is known as gearing. The effect of gearing can enhance returns to shareholders in rising markets but will have the opposite effect on returns in falling markets.

The Fund's Ordinary shares (Ords) are geared by the Zero Dividend Preference shares (ZDPs) and rank for repayment of capital after the ZDPs and any creditors of the Fund. A positive net asset value for the Ords will be dependent upon the Fund's assets being sufficient to meet the prior capital entitlements of the holders of the ZDPs. The Ords should therefore be regarded as carrying above average risk. The ZDPs are not a protected or guaranteed investment. In particular, should the Fund be wound up prior to its planned winding up date, holders of ZDPs would only receive their accrued capital entitlement to the date of winding up - which would be less than the final anticipated capital entitlement of the ZDPs.

**Aberforth Partners LLP does not provide retail investors with investment advice.**

**This document has been issued for information purposes only. It does not contain any investment recommendations or an invitation to invest in the Fund. Investors should seek advice from an authorised financial adviser prior to making investment decisions.**

FTSE® is a trade mark of the London Stock Exchange Group companies and is used by FTSE International Limited under licence. All rights in the FTSE indices and/or FTSE ratings vest in FTSE and/or its licensors. Neither FTSE nor its licensors accept any liability for any errors or omissions in the FTSE indices and/or FTSE ratings or underlying data and no party may rely on any FTSE indices, ratings and/or underlying data contained in this communication. No further distribution of FTSE data is permitted without FTSE's express written consent. FTSE does not promote, sponsor or endorse the content of this communication.