

Z Accumulation GBP | Data as at 31.03.2024

Fund objectives and investment policy

The fund aims to provide capital growth in excess of the MSCI World (Net Total Return) (GBP) index (after fees have been deducted) over a 3 to 5 year period by investing in equities of companies worldwide.

Above is the Investment Objective of the fund. For details on the full fund's Investment Policy please see the KIID.

Relevant risks associated with an investment in this fund are shown below and should be carefully considered before making any investment. Past Performance is not a guide to future performance and may not be repeated. The value of investments and the income from them may go down as well as up and investors may not get back the amounts originally invested. Exchange rate changes may cause the value of investments to fall as well as rise. Performance data does not take into account any commissions and costs, if any, charged when units or shares of any fund, as applicable, are issued and redeemed.

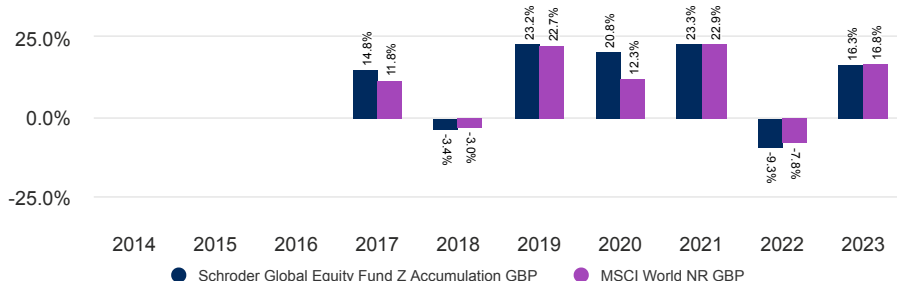
Share class performance (%)

Cumulative performance	1 month	3 months	YTD	1 year	3 years	5 years	Since inception
Share class (Net)	3.9	11.1	11.1	23.5	39.1	93.9	211.4
Target	3.4	9.9	9.9	22.5	39.9	82.4	191.0

Discrete yearly performance (%)	Mar 14 - Mar 15	Mar 15 - Mar 16	Mar 16 - Mar 17	Mar 17 - Mar 18	Mar 18 - Mar 19	Mar 19 - Mar 20	Mar 20 - Mar 21	Mar 21 - Mar 22	Mar 22 - Mar 23	Mar 23 - Mar 24
Share class (Net)	-	-	28.2	4.8	12.0	-3.0	43.7	14.8	-1.9	23.5
Target	-	-	31.9	1.3	12.0	-5.8	38.4	15.4	-1.0	22.5

Calendar year performance	2014	2015	2016	2017	2018	2019	2020	2021	2022	2023
Share class (Net)	-	-	-	14.8	-3.4	23.2	20.8	23.3	-9.3	16.3
Target	-	-	-	11.8	-3.0	22.7	12.3	22.9	-7.8	16.8

Performance over 10 years (%)



Please see the Benchmark section under Important information for more details.

Ratings and accreditation



Please refer to the Source and ratings information section for details on the icons shown above.

Fund facts

Fund manager	Alex Tedder
Managed fund since	31.10.2014
Fund management company	Schroder Unit Trusts Limited
Domicile	United Kingdom
Fund launch date	06.07.1988
Share class launch date	19.02.2016
Fund base currency	GBP
Share class currency	GBP
Fund size (Million)	GBP 1,627.42
Number of holdings	152
Target	MSCI World NR GBP
Unit NAV	GBP 1.5570
Dealing frequency	Daily
Distribution frequency	Annually

Fees & expenses

Ongoing charge	0.60%
Redemption fee	0.00%

Purchase details

Minimum initial subscription	GBP 50,000
------------------------------	------------

Codes

ISIN	GB00BD8RLF51
Bloomberg	SCGLEZA LN
SEDOL	BD8RLF5

Z Accumulation GBP | Data as at 31.03.2024

Risk considerations

Counterparty risk: The fund may have contractual agreements with counterparties. If a counterparty is unable to fulfil their obligations, the sum that they owe to the fund may be lost in part or in whole.

Currency risk: The fund may lose value as a result of movements in foreign exchange rates, otherwise known as currency rates.

Derivatives risk: Derivatives, which are financial instruments deriving their value from an underlying asset, may be used to manage the portfolio efficiently. A derivative may not perform as expected, may create losses greater than the cost of the derivative and may result in losses to the fund.

IBOR risk: The transition of the financial markets away from the use of interbank offered rates (IBORs) to alternative reference interest rates may impact the valuation of certain holdings and disrupt liquidity in certain instruments. This may impact the investment performance of the fund.

Liquidity risk: In difficult market conditions, the fund may not be able to sell a security for full value or at all. This could affect performance and could cause the fund to defer or suspend redemptions of its shares, meaning investors may not be able to have immediate access to their holdings.

Market risk: The value of investments can go up and down and an investor may not get back the amount initially invested.

Operational risk: Operational processes, including those related to the safekeeping of assets, may fail. This may result in losses to the fund.

Performance risk: Investment objectives express an intended result but there is no guarantee that such a result will be achieved. Depending on market conditions and the macro economic environment, investment objectives may become more difficult to achieve.

Synthetic risk & reward indicator (SRRRI)

LOWER RISK

Potentially lower reward

HIGHER RISK

Potentially higher reward



The risk category was calculated using historical performance data and may not be a reliable indicator of the fund's future risk profile. The fund's risk category is not guaranteed to remain fixed. Please see the Key Investor Information Document for more information.

Risk statistics & financial ratios

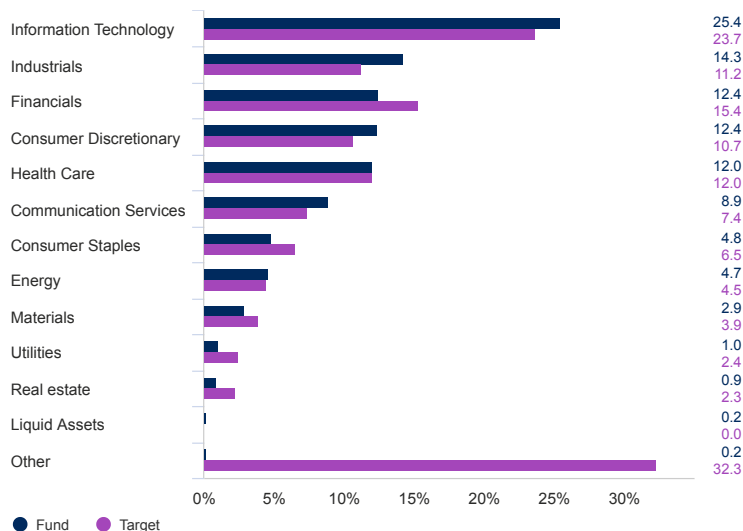
	Fund	Target
Annual volatility (%) (3y)	11.5	11.7
Alpha (%) (3y)	0.2	-
Beta (3y)	1.0	-
Sharpe ratio (3y)	0.8	0.8
Information ratio (3y)	-0.1	-
Dividend Yield (%)	1.4	-
Price to book	3.9	-
Price to earnings	24.0	-
Predicted Tracking error (%)	2.1	-

Source: Morningstar. The above ratios are based on bid to bid price based performance data.

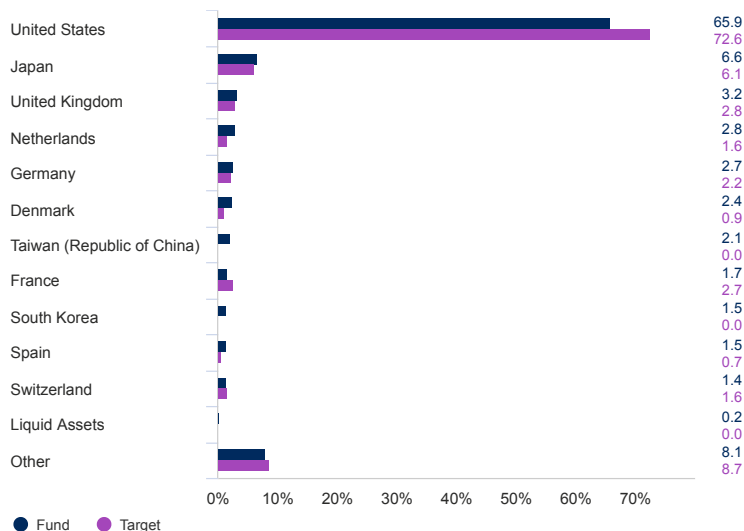
Source: Morningstar, and Schroders for the Predicted tracking error. The above ratios are based on bid to bid price based performance data. These financial ratios refer to the average of the equity holdings contained in the fund's portfolio and in the benchmark (if mentioned) respectively.

Asset allocation

Sector (%)

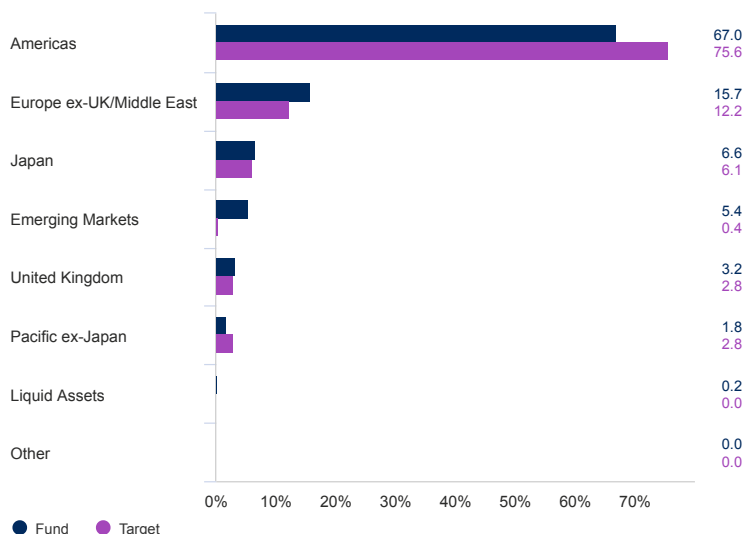


Geographical breakdown (%)



Z Accumulation GBP | Data as at 31.03.2024

Region (%)



Top 10 holdings (%)

Holding name	%
Microsoft Corp	5.9
Alphabet Inc	3.7
NVIDIA Corp	3.5
Amazon.com Inc	2.8
JPMorgan Chase & Co	2.3
Meta Platforms Inc	2.2
Taiwan Semiconductor Manufacturing Co Ltd	2.1
Apple Inc	2.1
Novo Nordisk A/S	1.8
Eli Lilly & Co	1.8

Source: Schroders. Top holdings and asset allocation are at fund level.

Contact information

Schroder Unit Trusts Limited
1 London Wall Place
London
United Kingdom
EC2Y 5AU
Tel: 0800 182 2399
Fax:

For your security, communications may be taped or monitored.

Information relating to changes in fund manager, investment objective, benchmark and corporate action information

Prior to 01.01.2010 benchmark index data has been sourced from Bloomberg and therefore uses the Bloomberg FX rates for conversion. From the end of June 2007 the benchmark of the fund has been the MSCI World Index. Up until the end of June 2007, the fund included global ex UK equities and had a composite benchmark (1/3 North America, 1/3 Europe ex UK, 1/3 Asia).

Benchmarks: (If applicable)

Some performance differences between the fund and the benchmark may arise because the fund performance is calculated at a different valuation point from the benchmark. The target benchmark has been selected because it is representative of the type of investments in which the fund is likely to invest, and it is, therefore, an appropriate target in relation to the return that the fund aims to provide. The investment manager invests on a discretionary basis and there are no restrictions on the extent to which the fund's portfolio and performance may deviate from the benchmark. The investment manager will invest in companies or sectors not included in the benchmark in order to take advantage of specific investment opportunities.

Source and ratings information

Source of all performance data, unless otherwise stated: Morningstar, bid to bid, net income reinvested, net of fees.

Morningstar Rating: © Morningstar 2024. All Rights Reserved. The information contained herein: (1) is proprietary to Morningstar and/or its content providers; (2) may not be copied or distributed; and (3) is not warranted to be accurate, complete or timely. Neither Morningstar nor its content providers are responsible for any damages or losses arising from any use of this information. Past performance is no guarantee of future results.

Z Accumulation GBP | Data as at 31.03.2024

Important information

Costs:

Certain costs associated with your investment in the fund may be incurred in a different currency to that of your investment. These costs may increase or decrease as a result of currency and exchange rate fluctuations.

If a performance fee is applicable to this fund, details of the performance fee model and its computation methodology can be found in the fund's prospectus. This includes a description of the performance fee calculation methodology, the dates on which the performance fee is paid and details of how the performance fee is calculated in relation to the fund's performance fee benchmark, which may differ from the benchmark in the fund's investment objective or investment policy.

For further information regarding the costs and charges associated with your investment, please consult the funds' offering documents and annual report.

General:

The fund is an authorised unit trust. A Key Investor Information Document and Supplementary Information Document are available. These can be requested via our website at www.Schroders.co.uk or call one of our Investor Services Team on 0800 182 2399 for a printed version. For investors' security, telephone calls to Schroder Unit Trusts Limited may be recorded. This information is not an offer, solicitation or recommendation to buy or sell any financial instrument or to adopt any investment strategy. Nothing in this material should be construed as advice or a recommendation to buy or sell. Any references to securities, sectors, regions and/or countries are for illustrative purposes only. Schroders has expressed its own views and opinions in this document and these may change. Schroders will be a data controller in respect of your personal data. For information on how Schroders might process your personal data, please view our Privacy Policy available at www.Schroders.com/en/privacy-policy or on request should you not have access to this webpage. For your security, communications may be taped or monitored. Issued by Schroder Unit Trusts Limited, 1 London Wall Place, London EC2Y 5AU. Registration No 4191730 England. Authorised and regulated by the Financial Conduct Authority.