





Federated Hermes Sustainable Europe ex-UK Equity Fund

Factsheet 31 May 2022

Objective: The investment objective of the Fund is to achieve long-term capital growth over a period of five years, whilst also having a reduced environmental footprint compared to the Benchmark and this is measured using carbon, water and waste metrics.

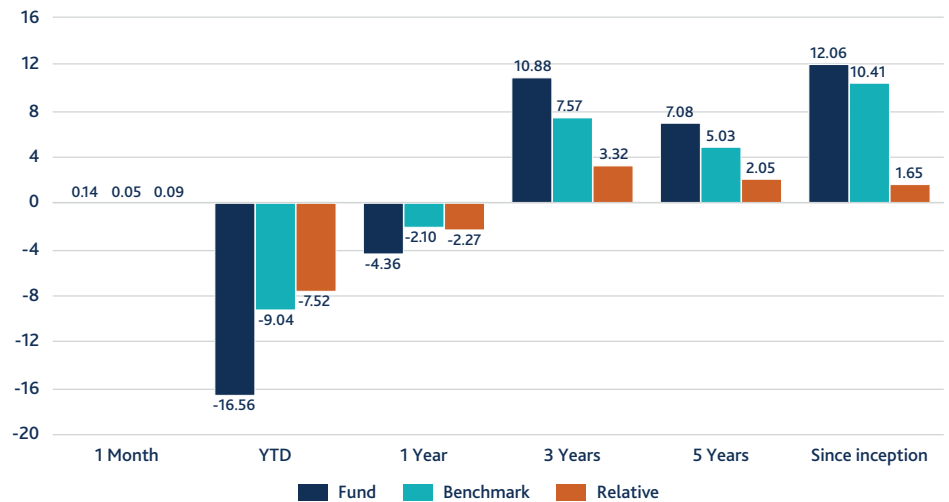
Investment Approach: The investment manager seeks to achieve its objective by investing in profitable companies that are undergoing or driving transformational change whose products, services and activities help to create a more sustainable future. This approach is strengthened by best-in-class integration of environmental, social and governance factors and outcomes-focused engagement that creates an unconstrained, concentrated portfolio of long-term sustainable investments.

Fund information

Fund type	UCITS
Inception date	21 December 2011
Fund size (m)	£6.2 / €7.3 A\$10.8 / US\$7.8 S\$10.7
Lead Portfolio Manager	James Rutherford
Co-Portfolio Manager	Chi Chan
Investment Analysts	Richard Board Miras Mami
Benchmark	MSCI Europe ex UK ND
IA sector	Europe Excluding UK
No. of holdings	36
Concentration of top 10 holdings (%)	38.34
Base currency	Euro
Pricing	Daily
Valuation point	Midday
Ongoing Charge (%)	0.95
Share class	F Sterling Accm
Min. investment	£100,000 or currency equivalent
ISIN	IE00B59G6L68
Valoren	14584465
WKN	A1W7DE
Bloomberg ticker	HESEFGA
Morningstar Rating	★★★★
Citywire Rating	
FundCalibre Rating	
FE Invest Approved	
FE Crown Fund Rating	

Share classes - whether Accm or Dist, hedged or unhedged - are available in other currencies. Ongoing Charge as at 31 December 2021 (estimated number). Morningstar as at 30 April 2022. Citywire UK as at 30 April 2022, ratings have been awarded to the Portfolio Managers based on their risk-adjusted performance track record. FE Crown Fund Rating as at 01 January 2022. FundCalibre Rating as at 31 May 2022. FE Invest Approved Rating as at 31 May 2022.

Fund performance as at 31 May 2022 (%)



Performance over one year is annualised with relative data calculated arithmetically

Performance as at 31 May 2022 (%)

	YTD	2021	2020	2019	2018	2017
Fund	-16.56	18.29	23.37	23.47	-10.58	24.79
Benchmark	-9.04	16.73	7.49	20.45	-9.45	17.53

Rolling year performance (%)

	31/05/21 to 31/05/22	31/05/20 to 31/05/21	31/05/19 to 31/05/20	31/05/18 to 31/05/19	31/05/17 to 31/05/18
Fund	-4.36	26.95	12.29	-6.76	10.73
	31/05/16 to 31/05/17	31/05/15 to 31/05/16	31/05/14 to 31/05/15	31/05/13 to 31/05/14	31/05/12 to 31/05/13
Fund	39.63	-1.80	7.53	8.99	39.63

Prior to 29 October 2021 the Fund was called the Federated Hermes Europe ex-UK Equity Fund with an objective of aiming to increase the value of your investment over a rolling period of any five years. After this date the fund converted to the Federated Hermes Sustainable Europe ex-UK Equity Fund which included the addition of a secondary objective to have a reduced environmental footprint compared to the Benchmark. Prior to 26th June 2020, Federated Hermes Europe ex-UK Equity Fund was named Hermes Europe ex-UK Equity Fund. Performance not available for all of the above period. On 1 January 2020 the benchmark was changed from FTSE World Europe Ex UK Index to MSCI Europe Ex UK Index. Fund performance shown is valued at midday, the benchmark is valued at close of business. Performance shown is the F share class Sterling Accumulating net of all costs and management fees since seeding on 08 November 2012, prior track record is the Z share class Sterling Accumulating, fee adjusted since inception net of all costs. Subscription and redemption fees are not included in the performance figures.

Absolute portfolio exposures

Top 10 holdings (%)

	Fund	Benchmark
ASML	5.88	3.24
Novo Nordisk	5.39	2.54
Soitec	3.95	0.00
Schneider Electric	3.71	1.02
Lonza Group	3.71	0.61
SAP	3.58	1.42
Merck	3.15	0.33
ING Groep	3.02	0.60
EssilorLuxottica	3.00	0.63
Sika	2.96	0.54

Sector allocation (%)

	Fund	Benchmark
Industrials	26.79	15.39
Information Technology	22.43	9.13
Health Care	19.94	16.40
Materials	10.27	7.00
Financials	9.90	15.73
Consumer Discretionary	7.81	11.47
Communication Services	2.11	3.88
Consumer Staples	0.00	11.16
Utilities	0.00	4.58
Energy	0.00	4.17
Real Estate	0.00	1.08

Top 10 country allocation (%)

	Fund	Benchmark
Germany	23.02	16.76
Netherlands	22.77	8.61
France	20.18	23.49
Switzerland	11.37	20.88
Denmark	9.63	5.48
Belgium	4.21	1.87
Sweden	2.95	7.10
Ireland	2.57	1.25
Norway	2.54	1.61
Spain	0.00	5.11

Cash has been omitted from the sector allocation

Federated Hermes

Federated Hermes is a global asset manager guided by the conviction that responsible investing is the best way to create long-term wealth.

The group offers access to capabilities that span equity, fixed income, private markets, multi-asset and liquidity management strategies, in addition to experienced stewardship.

Before making any investment (new or continuous) please consult a financial advisor as to its suitability.

Contact us:




If you have any questions, please let us know using the contact details below:
 United Kingdom +44 (0)20 7702 0888
 Europe: +44 (0)20 7702 0888
 Australia +61 (2) 8051 3083
 Asia +65 6850 0670

Enquiries:
marketing@hermes-investment.com

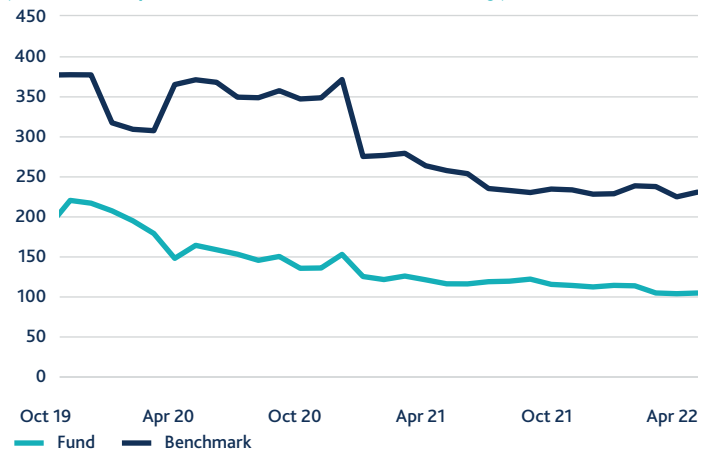
SAI GLOBAL
 ISO 14001
 Environmental

Environmental performance

(Base currency: Euro)

	Fund	Benchmark
 Carbon Footprint (Tonnes CO2 per million invested in base currency)	104.11	230.20
 Water Footprint (m ³ per million invested in base currency)	8,644	23,802
 Waste Footprint (Tonnes per million invested in base currency)	6.38	12.53

Carbon Footprint
(Tonnes CO2 per million invested in base currency)

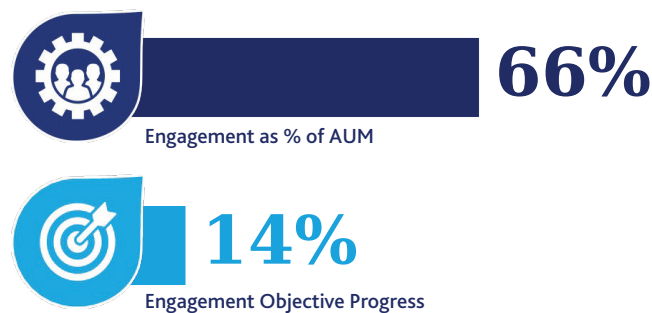


To measure the Fund's environmental performance the key performance indicators used are carbon, water and waste footprints. All three footprints measure the respective environmental impact of the companies within the Fund for every million units of currency invested. Carbon footprint accounts for both direct and indirect greenhouse gas emissions, which are covered in industry-standard definitions for Scope 1, 2 and 3 emissions¹. The water footprint accounts for both direct and indirect² water usage and the waste footprint accounts for waste that is incinerated, nuclear or sent to a landfill. The Fund's environmental performance is compared to that of the benchmark. For example, a smaller carbon footprint figure than the benchmark's is evidence that the Fund's emissions, adjusted for the market value held in the Fund, are lower than those of the benchmark. The measures shown in the table are accurate as of the end of the previous month. The chart shows the Fund's carbon footprint relative to the benchmark's over time.

Sources: Trucost. ¹Scope 1 relates to emissions from sources owned or controlled by the company. Scope 2 addresses indirect emissions associated with the generation of imported or purchased electricity, heat and/or steam. Scope 3 captures other indirect emissions that are a consequence of the company's activities but are generated by sources owned or controlled by another entity, such as employee business travel. ²Direct water relates to water used for cooling and processing, plus purchased water from a utility company. Indirect water relates to water used for cooling and processing by the supply chain.

Stewardship

Engagement coverage and progress



The stewardship data show engagement coverage, progress and voting activity for the past 12 months as at the end of the previous month.

Engagement coverage: shows the proportion of Fund AUM engaged by our stewardship team, EOS at Federated Hermes (EOS). A higher value confirms that more assets are currently being engaged on material ESG and strategic considerations to develop more sustainable business practices and effect positive change.

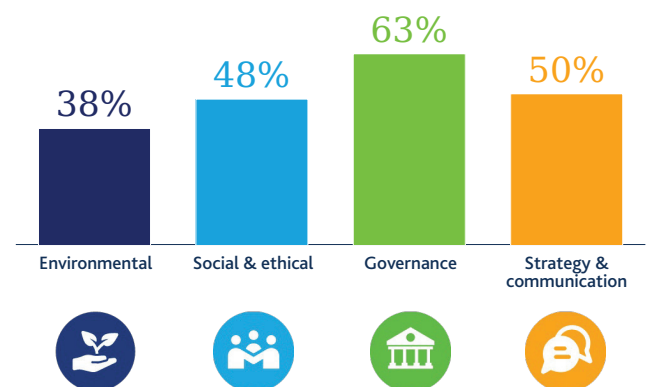
Engagement progress: expresses the success of engagements with Fund assets. The percentage value confirms the proportion of engagements that have progressed one milestone under EOS's proprietary tracking system.

AUM engaged by theme: conveys the ESG and strategic topics that assets have been engaged on over the past 12 months.

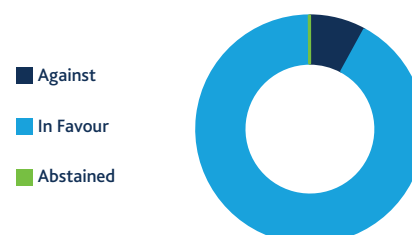
Voting activity: estimates voting activity at shareholder meetings based on Fund holdings at the end of the period. Votes are categorised as where the Fund either voted against management's recommendations on at least one resolution, entirely in favour of management's proposals, or abstained. EOS provides recommendations to the Fund on voting.

Source: EOS at Federated Hermes. Data is averaged over a 12-month rolling period.

Percentage of AUM engaged by theme



Voting activity (%)



Risk profile

- Past performance is not a reliable guide to future performance.
- The value of investments and income may go down as well as up and you may not get back the original amount invested.
- Emerging Markets Risk: The performance of the Fund may have some dependence on the economic environment of emerging markets which may negatively affect the value of the Fund.
- Sustainability Risk: The Fund has environmental and/or social characteristics and so may perform differently to other Funds, as its exposures reflect its sustainability criteria.
- Currency Risk: Currency fluctuations between the share class currency and the base currency of the Fund may adversely affect the value of an investment in the Fund.
- For more information on risks please refer to the Key Investor Information Document and Prospectus.

Glossary of terms

Accm or Accumulating	Instead of income derived from the fund's shares being paid to investors as dividends, this income is re-invested within the fund to buy further shares.
Active ESG	Responsible, active investing for long-term performance. In seeking traditional financial objectives, these Funds employ responsible-investment approaches.
Benchmark	A standard against which the performance of a fund can be measured. Generally, broad market stock and bond indexes are used for this purpose.
Bloomberg Ticker	A string of characters or numbers to identify a listed company or entity on financial services news services.
Citywire Rating	Provides a rating of individual fund manager performance, rather than rating funds. Fewer than 25% of managers tracked qualify for a Citywire Fund Manager Rating. The ratings range downwards from AAA to AA, A and +.
COB	Close of business.
Dist or Distributing	Income derived from the funds shares being paid to investors as dividends.
Engagement	A purposeful, long-term and proactive dialogue between a company or asset and its investors, aiming to influence or change the way it is run in order to enhance its value and generate positive environmental and social outcomes. As a pioneer of effective stewardship, the international business of Federated Hermes believes that this practice lies at the heart of long-term investment. Our Responsibility Office oversees the integration of stewardship into all our investment activities.
EOS at Federated Hermes (EOS)	A pioneer of effective stewardship and provider. Founded in 2004 on a legacy dating back to 1983, EOS provides investors worldwide with the following services: engagement, voting, public policy advocacy, responsible-investment policy advice and portfolio screening.
FE Crown Fund Rating	Ratings are compiled using three key measurements of a fund's performance. A five FE Crown Fund Rating reflects the highest tier.
Future	A financial contract obligating the buyer to purchase an asset (or the seller to sell an asset) at a pre-determined future date & price.
IA Sector	The IA sectors divide funds available in the UK, including some offshore (EU) funds, into smaller groups, to allow you to make like-for-like comparisons between funds in a sector.
Impact	Mission-led investment strategies to deliver positive impact. Applying responsible-investment approaches, these Funds focus on companies generating positive impact or undergoing positive transformation benefiting people and the planet.
ISIN	International Securities Identification Numbers (ISIN) uniquely identify a financial security for trading and settlement purposes.
Morningstar Rating	A ranking ranging from one to five stars, with five being the best, given to publicly traded funds by the investment research firm Morningstar.
Ongoing Charge	Estimated charges taken from the Fund over one year.
Overweight / Underweight	A situation where a portfolio holds an excess or lesser amount of a particular security when compared to the security's weight in the underlying benchmark portfolio.
Portfolio Exposures	A measurement of how much a fund is invested in a particular financial security and/or market sector and/or industry. The measurement is usually represented as a percentage of the overall fund or a percentage relative to its benchmark.
Sustainable	Thematic and values-based approaches for sustainable outcomes. With financial and sustainability objectives, these Funds use responsible-investment approaches with greater exposure to ESG leaders and use of industry exclusions.
Valuation Point	The time at which the assets of a fund are priced.

Disclaimer

This is a marketing communication. This document does not constitute a solicitation or offer to any person to buy or sell any related securities, financial instruments or products; nor does it constitute an offer to purchase securities to any person in the United States or to any US Person as such term is defined under the US Securities Exchange Act of 1933. It pays no regard to an individual's investment objectives or financial needs of any recipient. No action should be taken or omitted to be taken based on this document. Tax treatment depends on personal circumstances and may change. This document is not advice on legal, taxation or investment matters so investors must rely on their own examination of such matters or seek advice. Before making any investment (new or continuous), please consult a professional and/or investment adviser as to its suitability. All figures, unless otherwise indicated, are sourced from Federated Hermes. All performance includes reinvestment of dividends and other earnings.

Federated Hermes Investment Funds plc ("FHIF") is an open-ended investment company with variable capital and with segregated liability between its sub-funds (each, a "Fund"). FHIF is incorporated in Ireland and authorised by the Central Bank of Ireland ("CBI"). FHIF appoints Hermes Fund Managers Ireland Limited ("HFMIL") as its management company. HFMIL is authorised and regulated by the CBI.

Further information on investment products and any associated risks can be found in the relevant Fund's Key Investor Information Document ("KIID"), the prospectus and any supplements, the articles of association and the annual and semi-annual reports. In the case of any inconsistency between the descriptions or terms in this document and the prospectus, the prospectus shall prevail. Details of the Manager's Remuneration Policy and Sustainable Policies are available on the Policies and Disclosures page at <https://www.hermes-investment.com/ie/hermes-ireland-policies-and-disclosures>, including: (a) a description of how remuneration and benefits are calculated; and b) Sustainability related policy and disclosures. These documents are available free of charge (i) at the office of the Administrator, Northern Trust International Fund Administration Services (Ireland) Limited, Georges Court, 54- 62 Townsend Street, Dublin 2, Ireland. Tel (+ 353) 1 434 5002 / Fax (+ 353) 1 531 8595; (ii) at <https://www.hermes-investment.com/ie>; (iii) at the office of its representative in Switzerland (ACOLIN Fund Services AG, Leutschenbachstrasse 50, CH-8050 Zurich). The paying agent in Switzerland is NPB Neue Privat Bank AG, Limmatquai 1 / am Bellevue, CH-8024 Zürich. The information provided herein does not constitute an offer of the Fund in Switzerland pursuant to the Swiss Financial Services Act ("FinSA") and its implementing ordinance. This is solely an advertisement for the Fund pursuant to FinSA and its implementing ordinance. The costs for hedged share classes with be higher than the costs for non-hedged share classes. Refer to the prospectus or offering documents before making any final investment decisions and consider all fund characteristics and not just ESG characteristics.

Issued and approved by Hermes Fund Managers Ireland Limited ("HFMIL") which is authorised and regulated by the Central Bank of Ireland. Registered address: 7/8 Upper Mount Street, Dublin 2, Ireland, D02 FT59. HFMIL appoints Hermes Investment Management Limited ("HIML") to undertake distribution activities in respect of the Fund in certain jurisdictions. HIML is authorised and regulated by the Financial Conduct Authority. Registered address: Sixth Floor, 150 Cheapside, London EC2V 6ET. Telephone calls may be recorded for training and monitoring purposes. Potential investors in the United Kingdom are advised that compensation may not be available under the United Kingdom Financial Services Compensation Scheme.

In Australia: This Factsheet relates to interests in the Fund ("Fund") named on the Factsheet. Federated Hermes Investment Funds Plc is the issuer of interests in the Fund ("Issuer"). Both Hermes Investment Management Ltd and Federated Investors Australia Services Ltd ACN 161 230 637 ("FIAS") are the distributors of the Fund. ("Distributors"). None of the Fund or the Manager hold an Australian financial services licence under the Corporations Act 2001 (Cth) ("Corporations Act"). HIML operates under the relevant class order relief from the Australian Securities and Investments Commission ("ASIC") while FIAS holds an AFS licence (Licence Number - 433831). The offer of interests in the Fund ("Interests") is only made in circumstances under which no disclosure is required under Chapter 6D and Part 7.9 of the Corporations Act. Nothing in this Factsheet is, or purports to be, an offer to a person to whom disclosure would be required under Chapter 6D or Part 7.9 of the Corporations Act. This Factsheet is not a disclosure document under Chapter 6D of the Corporations Act or a product disclosure statement for the purposes of Part 7.9 of the Corporations Act. This Factsheet has not been and will not be lodged with ASIC and does not contain all the information that a disclosure document or a product disclosure statement is required to contain. The distribution of this Factsheet in Australia has not been authorised by ASIC or any other regulatory authority in Australia. In addition, the Fund is not a registered managed investment scheme, as defined in the Corporations Act. This Factsheet is provided for general information purposes only and is not intended to constitute, and does not constitute, the provision of any financial product advice or recommendation and must not be relied upon as such. This Factsheet is not intended to influence a person in making a decision in relation to a particular financial product or class of financial products, or an interest in a particular financial product or class of financial products. This Factsheet has been prepared without taking account of your objectives, financial situation or needs and you should obtain independent professional financial advice that considers your circumstances before making any financial or investment decisions.

In Hong Kong: The contents of this document have not been reviewed by any regulatory authority in Hong Kong. You are advised to exercise caution in relation to the offer. If you are in any doubt about any of the contents of this document, you should obtain independent professional advice. The fund is not authorised under Section 104 of the Securities and Futures Ordinance of Hong Kong by the Securities and Futures Commission of Hong Kong. Accordingly the distribution of this document, and the placement of interests in the fund in Hong Kong, is restricted. This document may only be distributed, circulated or issued to persons who are professional investors under the Securities and Futures Ordinance and any rules made under that Ordinance or as otherwise permitted by the Securities and Futures Ordinance.

Benchmark source: MSCI. The MSCI data is for internal use only and may not be redistributed or used in connection with creating or offering any securities, financial products or indices. Neither MSCI nor any other third party involved in or related to compiling, computing or creating the MSCI data (the "MSCI Parties") makes any express or implied warranties or representations with respect to such data (or the results to be obtained by the use thereof), and the MSCI Parties hereby expressly disclaim all warranties of originality, accuracy, completeness, merchantability or fitness for a particular purpose with respect to such data. Without limiting any of the foregoing, in no event shall any of the MSCI Parties have any liability for any direct, indirect, special, punitive, consequential or any other damages (including lost profits) even if notified of the possibility of such damages.