

PASSIVE



iShares € Govt Bond 15-30yr UCITS ETF  
Euro (Distributing)  
iShares II plc



April 2024

Performance, Portfolio Breakdowns and Net Asset information as at: 30-Apr-2024. All other data as at 14-May-2024.  
This document is marketing material. For Investors in the UK. Investors should read the KIID/PRIIPs document and prospectus prior to investing, and should refer to the prospectus for the funds full list of risks.

|   |   |
|---|---|
| <b>FUND OVERVIEW</b><br>The Fund seeks to track the performance of an index composed of investment grade government bonds from France, Germany, Italy, Netherlands, and Spain.  | <b>PRODUCT INFORMATION</b><br><b>ISIN</b> : IE00B1FZS913<br><b>Share Class Launch Date</b> : 08-Dec-2006<br><b>Share Class Currency</b> : EUR<br><b>Total Expense Ratio</b> : 0.15%<br><b>Use of Income</b> : Distributing<br><b>Net Assets of Share Class (M)</b> : 973.67 EUR   |
| <b>KEY BENEFITS</b><br>1. Targeted exposure to long-term Euro government bonds<br>2. Direct investment in government bonds<br>3. Regional government bond exposure  | <b>KEY FACTS</b><br><b>Asset Class</b> : Fixed Income<br><b>Benchmark</b> : Bloomberg Euro Government Bond 30 Year Term Index<br><b>Fund Launch Date</b> : 08-Dec-2006<br><b>Distribution Frequency</b> : Semi-Annual<br><b>Net Assets of Fund (M)</b> : 973.67 EUR<br><b>SFDR Classification</b> : Other<br><b>Domicile</b> : Ireland<br><b>Methodology</b> : Sampled<br><b>Issuing Company</b> : iShares II plc<br><b>Product Structure</b> : Physical<br><b>ISA Eligibility</b> : Yes<br><b>SIPP Available</b> : Yes<br><b>UK Reporting Status</b> : Yes |
| <b>RISK INDICATOR</b><br><div><div><b>Lower Risk</b><br/>Potentially Lower Rewards</div><div><b>Higher Risk</b><br/>Potentially Higher Rewards</div></div> <div><div>1</div><div>2</div><div>3</div><div>4</div><div>5</div><div>6</div><div>7</div></div>  | <b>PORTFOLIO CHARACTERISTICS</b><br><b>Effective Duration</b> : 16.27 yrs<br><b>Average Weighted Maturity</b> : 21.60 yrs<br><b>Standard Deviation (3y)</b> : 16.98%<br><b>Yield To Maturity</b> : 3.44<br><b>Trailing 12-month Yield</b> : 2.77%<br><b>3y Beta</b> : 1.00<br><b>Number of Holdings</b> : 53  |
| <b>CAPITAL AT RISK:</b> The value of investments and the income from them can fall as well as rise and are not guaranteed. Investors may not get back the amount originally invested.   |   |
| <b>KEY RISKS:</b> <ul style="list-style-type: none"><li>Credit risk, changes to interest rates and/or issuer defaults will have a significant impact on the performance of fixed income securities. Potential or actual credit rating downgrades may increase the level of risk.</li><li>Counterparty Risk: The insolvency of any institutions providing services such as safekeeping of assets or acting as counterparty to derivatives or other instruments, may expose the Share Class to financial loss.</li><li>Credit Risk: The issuer of a financial asset held within the Fund may not pay income or repay capital to the Fund when due.</li><li>Liquidity Risk: Lower liquidity means there are insufficient buyers or sellers to allow the Fund to sell or buy investments readily.</li></ul> |   |

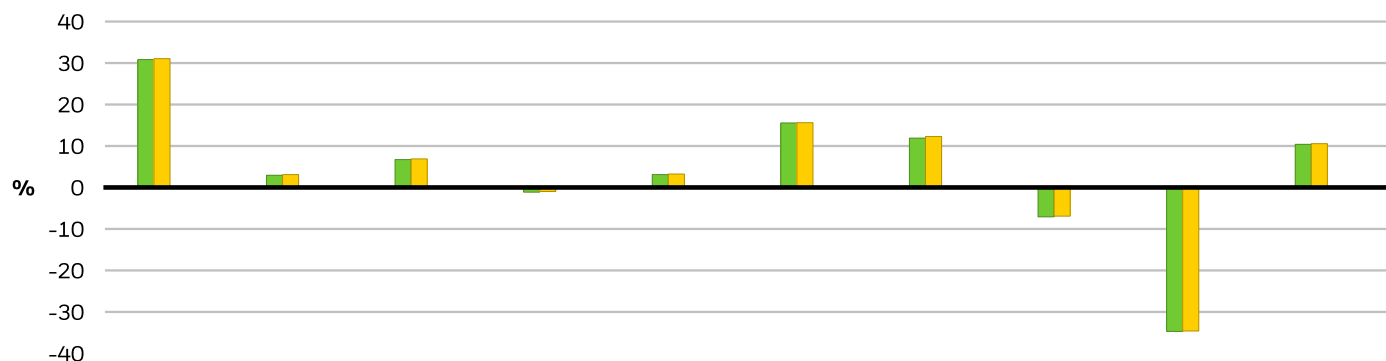
# iShares € Govt Bond 15-30yr UCITS ETF

## Euro (Distributing)

### iShares II plc

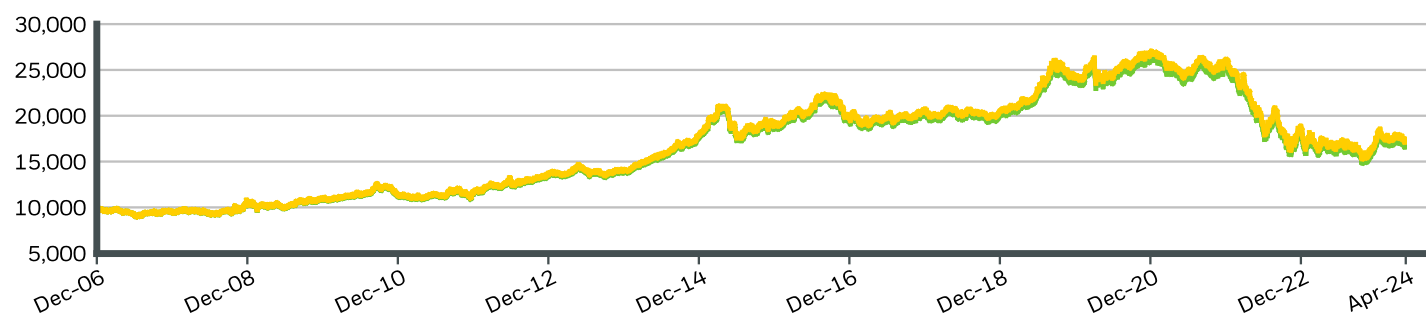
**iShares**  
by BlackRock

#### CALENDAR YEAR PERFORMANCE



|             | 2014  | 2015 | 2016 | 2017  | 2018 | 2019  | 2020  | 2021  | 2022   | 2023  |
|-------------|-------|------|------|-------|------|-------|-------|-------|--------|-------|
| Share Class | 30.84 | 2.94 | 6.72 | -1.14 | 3.11 | 15.55 | 11.90 | -7.08 | -34.71 | 10.40 |
| Benchmark   | 31.06 | 3.10 | 6.89 | -0.97 | 3.24 | 15.62 | 12.28 | -6.92 | -34.60 | 10.56 |

#### GROWTH OF HYPOTHETICAL 10,000 EUR SINCE INCEPTION



#### CUMULATIVE & ANNUALISED PERFORMANCE

|             | CUMULATIVE (%) |       |       |       |      | ANNUALISED (% p.a.) |       |                 |
|-------------|----------------|-------|-------|-------|------|---------------------|-------|-----------------|
|             | 1m             | 3m    | 6m    | YTD   | 1y   | 3y                  | 5y    | Since Inception |
| Share Class | -3.23          | -2.69 | 10.78 | -4.29 | 1.99 | -11.32              | -4.57 | 3.02            |
| Benchmark   | -3.21          | -2.66 | 10.86 | -4.25 | 2.13 | -11.18              | -4.41 | 3.20            |

The figures shown relate to past performance. Past performance is not a reliable indicator of current or future performance and should not be the sole factor of consideration when selecting a product or strategy. Share Class and Benchmark performance displayed in EUR, hedged share class benchmark performance is displayed in EUR. Performance is shown on a Net Asset Value (NAV) basis, with gross income reinvested where applicable. The return of your investment may increase or decrease as a result of currency fluctuations if your investment is made in a currency other than that used in the past performance calculation. **Source:** BlackRock

■ Share Class iShares € Govt Bond 15-30yr UCITS ETF Euro (Distributing)  
■ Benchmark Bloomberg Euro Government Bond 30 Year Term Index

#### Contact Us

For EMEA: +353 1 612 3394 • [www.blackrock.com](http://www.blackrock.com) • [investor.services@blackrock.com](mailto:investor.services@blackrock.com)

iShares € Govt Bond 15-30yr UCITS ETF

Euro (Distributing)

iShares II plc

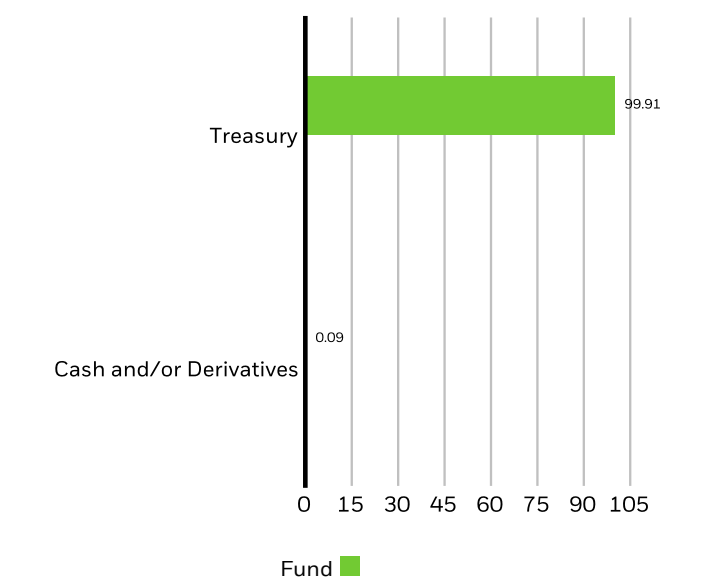


TOP ISSUERS

|                               |               |
|-------------------------------|---------------|
| FRANCE (REPUBLIC OF)          | 27.99%        |
| GERMANY (FEDERAL REPUBLIC OF) | 24.80%        |
| ITALY (REPUBLIC OF)           | 23.98%        |
| SPAIN (KINGDOM OF)            | 14.73%        |
| NETHERLANDS (KINGDOM OF)      | 8.41%         |
| <b>Total of Portfolio</b>     | <b>99.91%</b> |

Holdings subject to change

SECTOR BREAKDOWN (%)



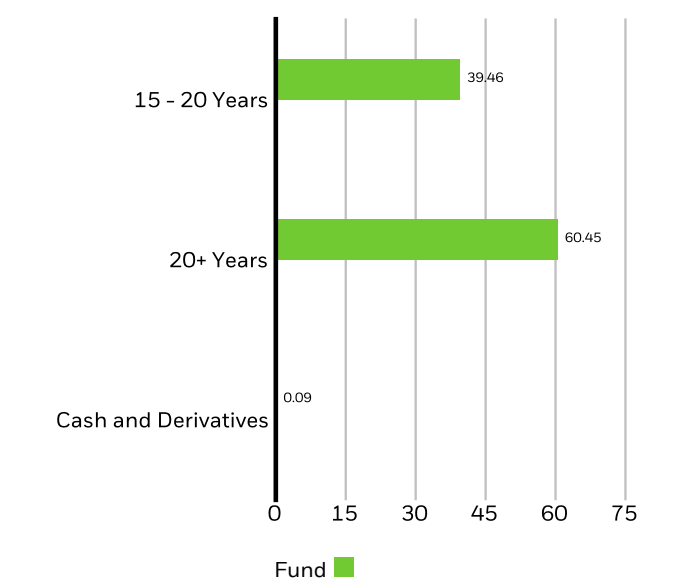
Allocations are subject to change. Source: BlackRock

TRADING INFORMATION

|                  |                       |                    |                      |
|------------------|-----------------------|--------------------|----------------------|
| Exchange         | London Stock Exchange | Euronext Amsterdam | Berne Stock Exchange |
| Ticker           | IBGL                  | IBGL               | IBGL                 |
| Bloomberg Ticker | IBGL LN               | IBGL NA            | IBGL BW              |
| RIC              | IBGL.L                | IBGL.AS            | IBGL.BN              |
| SEDOL            | B1G52P4               | B1W7DZ1            | BMT9SJ6              |
| Listing Currency | GBP                   | EUR                | CHF                  |

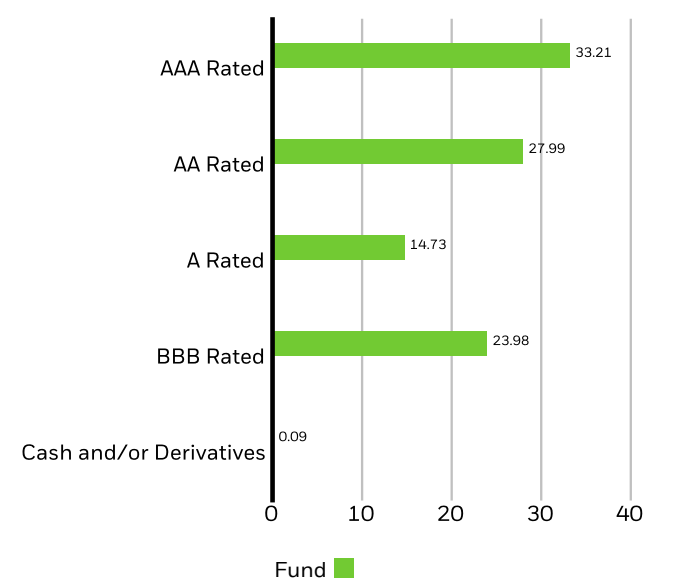
This product is also listed on: Borsa Italiana,Deutsche Boerse Xetra

MATURITY BREAKDOWN (%)



Allocations are subject to change. Source: BlackRock

CREDIT RATINGS (%)



Credit quality ratings on underlying securities of the fund are received from S&P, Moody's and Fitch and converted to the equivalent S&P major rating category. This breakdown is provided by BlackRock and takes the median rating of the three agencies when all three agencies rate a security the lower of the two ratings if only two agencies rate a security and one rating if that is all that is provided. Unrated securities do not necessarily indicate low quality. Below investment-grade is represented by a rating of BB and below. Ratings and portfolio credit quality may change over time.

# iShares € Govt Bond 15–30yr UCITS ETF

## Euro (Distributing)

### iShares II plc



#### GLOSSARY

**SFDR Classification: Article 8:** Products that promote environmental or social characteristics and promote good governance practices.

**Article 9:** Products that have sustainable investments as an objective and follow good governance practices. **Other:** Products that do not meet the criteria to be classified as Article 8 or 9.

**Yield to Maturity:** Yield to Maturity (YTM) is the discount rate that equates the present value of bond's cash flows with its market price (including accrued interest). The fund YTM is the weighted average of fund's individual bond holding YTM's based upon Net Asset Value ('NAV'). The measure does not include fees and expenses. For callable bonds, YTM is the Yield-to-Worst.

**Effective Duration:** Effective duration is a measure of a fund's interest-rate sensitivity. Put simply, the longer a fund's duration, the more sensitive the fund is to shifts in interest rates. So a fund with a duration of 10 years is twice as volatile as a fund with a five-year duration.

#### IMPORTANT INFORMATION:

**In the UK and Non-European Economic Area (EEA) countries:** This is issued by BlackRock Advisors (UK) Limited, which is authorised and regulated by the Financial Conduct Authority. Registered office: 12 Throgmorton Avenue, London, EC2N 2DL, Tel: +44 (0)20 7743 3000. Registered in England and Wales No. 00796793. For your protection, calls are usually recorded. Please refer to the Financial Conduct Authority website for a list of authorised activities conducted by BlackRock.

iShares plc, iShares II plc, iShares III plc, iShares IV plc, iShares V plc, iShares VI plc and iShares VII plc (together 'the Companies') are open-ended investment companies with variable capital having segregated liability between their funds organised under the laws of Ireland and authorised by the Central Bank of Ireland.

Further information about the Fund and the Share Class, such as details of the key underlying investments of the Share Class and share prices, is available on the iShares website at [www.ishares.com](http://www.ishares.com) or by calling +44 (0)845 357 7000 or from your broker or financial adviser. The indicative intra-day net asset value of the Share Class is available at <http://deutsche-boerse.com> and/or <http://www.reuters.com>. A UCITS ETF's units / shares that have been acquired on the secondary market cannot usually be sold directly back to the UCITS ETF itself. Investors who are not Authorised Participants must buy and sell shares on a secondary market with the assistance of an intermediary (e.g. a stockbroker) and may incur fees and additional taxes in doing so. In addition, as the market price at which the Shares are traded on the secondary market may differ from the Net Asset Value per Share, investors may pay more than the then current Net Asset Value per Share when buying shares and may receive less than the current Net Asset Value per Share when selling them.

**For investors in the UK:** This document is marketing material. This document is intended for information purposes only and does not constitute investment advice or an offer to sell or a solicitation of an offer to buy the products described within and no steps may be taken which would constitute or result in a public offering in the UK. This document is strictly confidential and may not be distributed without authorisation from BlackRock Advisors (UK) Limited. Any decision to invest must be based solely on the information contained in the Prospectus, Base Prospectus, Key Investor Information Document, Key Information Document and the latest half-yearly report and unaudited accounts and/or annual report and audited accounts which are available at [www.ishares.com](http://www.ishares.com) in English. Investors should read the specific risks in the Key Investor Information Document, the Key Information Document the Prospectus and the Base Prospectus. BlackRock may terminate marketing at any time.

**Capital at risk:** Past performance is not a reliable indicator of current or future results and should not be the sole factor of consideration when selecting a product or strategy. Changes in the rates of exchange between currencies may cause the value of investments to diminish or increase. Fluctuation may be particularly marked in the case of a higher volatility fund and the value of an investment may fall suddenly and substantially. Levels and basis of taxation may change from time to time. BlackRock has not considered the suitability of this investment against your individual needs and risk tolerance. The data displayed provides summary information. Investment should be made on the basis of the relevant Prospectus which is available from the manager. The products mentioned in this document are intended for information purposes only and do not constitute investment advice or an offer to sell or a solicitation of an offer to buy the securities described within. This document may not be distributed without authorisation from BlackRock.

**Restricted Investors:** This document is not, and under no circumstances is to be construed as an advertisement or any other step in furtherance of a public offering of shares in the United States or Canada. This document is not aimed at persons who are resident in the United States, Canada or any province or territory thereof, where the companies/securities are not authorised or registered for distribution and where no prospectus has been filed with any securities commission or regulatory authority. The companies/securities may not be acquired or owned by, or acquired with the assets of, an ERISA Plan.

Bloomberg Finance L.P. and its affiliates (collectively, "Bloomberg") are not affiliated with BlackRock and do not approve, endorse, review, or recommend iShares iBonds Dec 2025 Term \$ Corp UCITS ETF USD (Acc). Bloomberg and Bloomberg MSCI December 2025 Maturity USD Corporate ESG Screened Index are trademarks or service marks of Bloomberg Finance L.P. and have been licensed to BlackRock. Bloomberg does not guarantee the timeliness, accurateness, or completeness of any data or information relating to the Index.

Any research in this document has been procured and may have been acted on by BlackRock for its own purpose. The results of such research are being made available only incidentally. The views expressed do not constitute investment or any other advice and are subject to change. They do not necessarily reflect the views of any company in the BlackRock Group or any part thereof and no assurances are made as to their accuracy.

© 2024 BlackRock, Inc. All Rights reserved. BLACKROCK, BLACKROCK SOLUTIONS and iSHARES are trademarks of BlackRock, Inc. or its subsidiaries in the United States and elsewhere. All other trademarks are those of their respective owners.

#### Contact Us

For EMEA: +353 1 612 3394 • [www.blackrock.com](http://www.blackrock.com) • [investor.services@blackrock.com](mailto:investor.services@blackrock.com)