

Legal & General UK 100 Index Trust

Unit Trust (UK UCITS compliant) R-Class GBP

Base currency: GBP

Domicile: UK



FUND AIM

The objective of the Fund is to track the performance of the FTSE 100 Index, the "Benchmark Index" on a net total return basis before fees and expenses are applied. Fund performance may differ from the Benchmark Index due to the deduction of fees and expenses and the impact of any tracking error factors.

RISK AND REWARD PROFILE



The synthetic risk and reward indicator (SRRI) is based on the historic volatility of the fund's value and it may change in the future.

This fund is in category 6 because it invests in company shares which generally provide higher rewards and higher risks than other investments such as bonds, cash or commercial property.

For more information, please refer to the Key Risks section on page 3.

WHO IS THIS FUND FOR?

- This fund is designed for investors looking for growth by tracking the 100 most capitalised mature companies listed on the London Stock Exchange as represented by the index.
- Although investors can take their money out at any time, this fund may not be appropriate for those who plan to withdraw their money within five years.
- This fund is not designed for investors who cannot afford more than a minimal loss of their investment.
- If you do not understand this document we recommend you seek additional information to help you decide if this fund is right for you.

FUND FACTS

Fund size
£1,870.3m

Fund launch date
28 May 1993

Historical yield
3.2%

COSTS

Initial charge
0.00%

Ongoing charge
0.48%

Price basis
Single swing

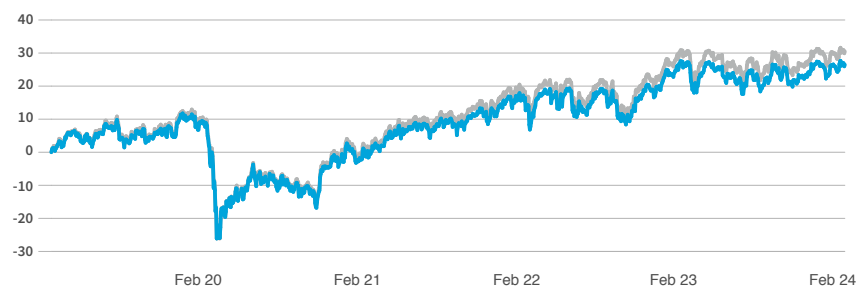
Dilution adjustment
0.70%- round trip

BENCHMARKS

Target benchmark

FTSE Cus 100 Midday (12:00 UK) Net (UK UCIT) TR

PERFORMANCE (%)



	1 month	3 months	1 year	3 years	5 years
■ Fund	0.20	3.03	0.31	28.50	26.36
■ Index	0.24	3.17	0.85	30.86	30.47
Relative to Index	-0.04	-0.14	-0.54	-2.36	-4.11

12 MONTH PERFORMANCE TO MOST RECENT QUARTER (%)

	2023	2022	2021	2020	2019
Fund	7.09	4.74	16.87	-11.82	16.60
Index	7.67	5.20	17.79	-11.19	17.41
Relative to Index	-0.58	-0.46	-0.92	-0.63	-0.81

Performance for the R Inc unit class in GBP, launched on 28 May 1993. Source: Lipper. Performance assumes all fund charges have been taken and that all income generated by the investments, after deduction of tax, remains in the fund. From 31 August 2020 the Index is now priced at the same time as the Fund. Prior to this date the performance of the Index was shown at close.

Past performance is not a guide to the future.

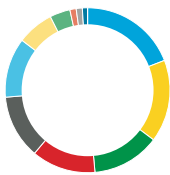
FUND SNAPSHOT

- **What does it invest in?** Invests in shares of the 100 largest companies listed on the London Stock Exchange, as measured by market capitalisation.
- **How does it invest?** Passively managed, aiming to replicate the performance of the Index.



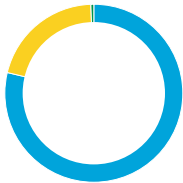
PORTFOLIO BREAKDOWN

All data sources are a combination of LGIM and the Fund Accountant unless otherwise stated. Totals may not sum to due to rounding. In order to minimise transaction costs, the Fund will not always own all the assets that constitute the index and on occasion it will own assets that are not in the index. The number of fund holdings can also differ from the index due to corporate events and proxy holdings.



SECTOR (%)

Financials	19.1
Consumer Staples	16.2
Health Care	13.3
Energy	12.6
Consumer Discretionary	12.5
Industrials	11.7
Basic Materials	7.2
Utilities	4.0
Real Estate	1.2
Telecommunications	1.2
Technology	1.0



MARKET CAPITALISATION (%)

Large	78.7
Mid	20.7
Small	0.5




■ Top 10 issuers 47.7%
■ Rest of portfolio 52.3%
No. of holdings in fund 105
No. of holdings in index 100

TOP 10 ISSUERS (%)

Shell	8.5
AstraZeneca	7.9
HSBC Holdings	6.2
Unilever	5.1
BP	4.1
GSK	3.6
Diageo	3.4
RELX	3.4
Rio Tinto	2.9
British American Tobacco	2.7

COUNTRY (%)

 United Kingdom	100.0
Other	0.0



INDEX FUND
MANAGEMENTTEAM

The Index Fund Management team comprises 25 fund managers, supported by two analysts. Management oversight is provided by the Global Head of Index Funds. The team has average industry experience of 15 years, of which seven years has been at LGIM, and is focused on achieving the equally important objectives of close tracking and maximising returns.

KEY RISKS

- The value of an investment and any income taken from it is not guaranteed and can go down as well as up; you may not get back the amount you originally invested.
- The fund could lose money if any institution providing services such as acting as counterparty to derivatives or other instruments, becomes unwilling or unable to meet its obligations to the fund.
- Derivatives are highly sensitive to changes in the value of the asset on which they are based and can increase the size of losses and gains.
- The fund may have underlying investments that are valued in currencies that are different from sterling (British pounds). Exchange rate fluctuations will impact the value of your investment. Currency hedging techniques may be applied to reduce this impact but may not entirely eliminate it.

For more information, please refer to the key investor information document on our website [↗](#)

LATEST DISTRIBUTION INFORMATION

For distributing unit classes, the latest payments are shown below. Please note that these payments are not guaranteed, are at the discretion of the manager and may be paid out of capital.

Type	Ex-div date	Pay date	Pence per unit
Interim	06 Nov 23	05 Jan 24	2.39p
Final	09 May 23	05 Jul 23	2.56p
Interim	07 Nov 22	05 Jan 23	2.26p
Final	06 May 22	05 Jul 22	2.44p



SPOTLIGHT ON LEGAL & GENERAL INVESTMENT MANAGEMENT

We are one of Europe's largest asset managers and a major global investor, with assets under management of £1,159.2 billion (as at 31 December 2023). We work with a wide range of global clients, including pension schemes, sovereign wealth funds, fund distributors and retail investors.

Source: LGIM internal data as at 31 December 2023. The AUM disclosed aggregates the assets managed by LGIM in the UK, LGIMA in the US and LGIM Asia in Hong Kong (2018-2019 only). The AUM includes the value of securities and derivatives positions.

DEALING INFORMATION

Valuation frequency	Daily, 12pm (UK time)
Dealing frequency	Daily
Settlement period	T+4

CODES

ISIN	R Acc	GB00B0CNH726
	R Inc	GB00B0CNH619
SEDOL	R Acc	B0CNH72
	R Inc	B0CNH61
Bloomberg	R Acc	LGUKIRA
	R Inc	LGUK100

TO FIND OUT MORE

 Visit www.legalandgeneral.com

 Call **0370 050 0955**

 Email investments@landg.com

Lines are open Monday to Friday 8.30am to 6.00pm.
We may record and monitor calls. Call charges will vary.

Important information

Copyright © 2024 Legal & General. This document is subject to copyright. Any unauthorised use is strictly prohibited. All rights are reserved.

Issued by Legal & General (Unit Trust Managers) Limited as management company for this fund. Registered in England and Wales No. 01009418. Registered Office: One Coleman Street, London, EC2R 5AA. Authorised and Regulated by the Financial Conduct Authority No. 119273. We are members of the Investment Association. All features described in this fact sheet are those current at the time of publication and may be changed in the future. Nothing in this fact sheet should be construed as advice and it is therefore not a recommendation to buy or sell investments. If in doubt about the suitability of this product, you should seek professional advice. No investment decisions should be made without first reviewing the key investor information document of the Fund ("KIID") which can be obtained from www.legalandgeneral.com. This fact sheet is only directed at investors resident in jurisdictions where this fund is registered for sale. It is not an offer or invitation to persons outside of those jurisdictions. We reserve the right to reject any applications from outside of such jurisdictions.

Source: London Stock Exchange Group plc and its group undertakings (collectively, the "LSE Group"). © LSE Group 2024. FTSE Russell is a trading name of certain of the LSE Group companies. "FTSE®" is a trade mark of the relevant LSE Group companies and is used by any other LSE Group company under license. All rights in the FTSE Russell indexes or data vest in the relevant LSE Group company which owns the index or the data. Neither LSE Group nor its licensors accept any liability for any errors or omissions in the indexes or data and no party may rely on any indexes or data contained in this communication. No further distribution of data from the LSE Group is permitted without the relevant LSE Group company's express written consent. The LSE Group does not promote, sponsor or endorse the content of this communication.