

Z Income GBP Hedged | Data as at 30.04.2024

Fund objectives and investment policy

The fund aims to provide capital growth in excess of the Tokyo Stock Exchange 1st Section (Net Total Return) Index (after fees have been deducted) over a 3 to 5 year period by investing in equities of Japanese companies.

Above is the Investment Objective of the fund. For details on the full fund's Investment Policy please see the KIID.

Relevant risks associated with an investment in this fund are shown below and should be carefully considered before making any investment. Past Performance is not a guide to future performance and may not be repeated. The value of investments and the income from them may go down as well as up and investors may not get back the amounts originally invested. Exchange rate changes may cause the value of investments to fall as well as rise. Performance data does not take into account any commissions and costs, if any, charged when units or shares of any fund, as applicable, are issued and redeemed.

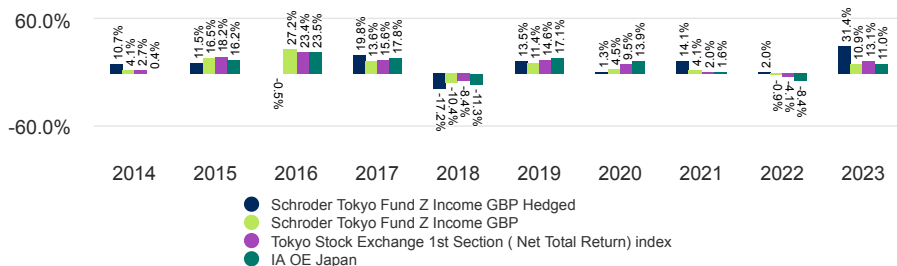
Share class performance (%)

| Cumulative performance | 1 month | 3 months | YTD | 1 year | 3 years | 5 years | 10 years |
|------------------------|---------|----------|------|--------|---------|---------|----------|
| GBP Hedged | 0.6 | 10.7 | 19.0 | 43.0 | 72.2 | 93.7 | 179.2 |
| GBP Unhedged | -2.6 | 4.3 | 7.5 | 17.9 | 25.0 | 36.7 | 144.3 |
| Target GBP | -3.9 | 2.4 | 6.6 | 18.1 | 19.1 | 40.5 | 158.2 |
| Comparator GBP | -3.7 | 2.3 | 5.2 | 13.8 | 10.6 | 34.2 | 143.4 |

| Discrete yearly performance (%) | Apr 14 - Apr 15 | Apr 15 - Apr 16 | Apr 16 - Apr 17 | Apr 17 - Apr 18 | Apr 18 - Apr 19 | Apr 19 - Apr 20 | Apr 20 - Apr 21 | Apr 21 - Apr 22 | Apr 22 - Apr 23 | Apr 23 - Apr 24 |
|---------------------------------|-----------------|-----------------|-----------------|-----------------|-----------------|-----------------|-----------------|-----------------|-----------------|-----------------|
| GBP Hedged | 40.2 | -20.7 | 21.7 | 16.1 | -8.3 | -12.8 | 29.0 | 7.3 | 12.2 | 43.0 |
| GBP Unhedged | 32.9 | -5.5 | 34.3 | 11.9 | -5.4 | -4.0 | 14.0 | -0.1 | 6.1 | 17.9 |
| Target GBP | 30.9 | 0.9 | 26.9 | 13.4 | -3.2 | -0.0 | 18.0 | -4.7 | 5.8 | 18.1 |
| Comparator GBP | 29.2 | -0.7 | 27.6 | 14.9 | -3.7 | -0.1 | 21.4 | -7.1 | 4.6 | 13.8 |

| Calendar year performance | 2014 | 2015 | 2016 | 2017 | 2018 | 2019 | 2020 | 2021 | 2022 | 2023 |
|---------------------------|------|------|------|------|-------|------|------|------|------|------|
| GBP Hedged | 10.7 | 11.5 | -0.5 | 19.8 | -17.2 | 13.5 | 1.3 | 14.1 | 2.0 | 31.4 |
| GBP Unhedged | 4.1 | 16.5 | 27.2 | 13.6 | -10.4 | 11.4 | 4.5 | 4.1 | -0.9 | 10.9 |
| Target GBP | 2.7 | 18.2 | 23.4 | 15.6 | -8.4 | 14.6 | 9.5 | 2.0 | -4.1 | 13.1 |
| Comparator GBP | 0.4 | 16.2 | 23.5 | 17.8 | -11.3 | 17.1 | 13.9 | 1.6 | -8.4 | 11.0 |

Performance over 10 years (%)



Please see the Benchmark section under Important information for more details.

Fund facts

| | |
|-------------------------|---|
| Fund manager | Masaki Taketsume |
| Managed fund since | 01.07.2019 |
| Fund management company | Schroder Unit Trusts Limited |
| Domicile | United Kingdom |
| Fund launch date | 01.03.1989 |
| Share class launch date | 01.07.2013 |
| Fund base currency | GBP |
| Share class currency | GBP |
| Fund size (Million) | GBP 700.72 |
| Number of holdings | 66 |
| Target | Tokyo Stock Exchange 1st Section (Net Total Return) index |
| Comparator | IA OE Japan |
| Unit NAV | GBP 1.2610 |
| Dealing frequency | Daily |
| Distribution frequency | Annually |

Fees & expenses

| | |
|----------------|-------|
| Ongoing charge | 0.95% |
| Redemption fee | 0.00% |

Purchase details

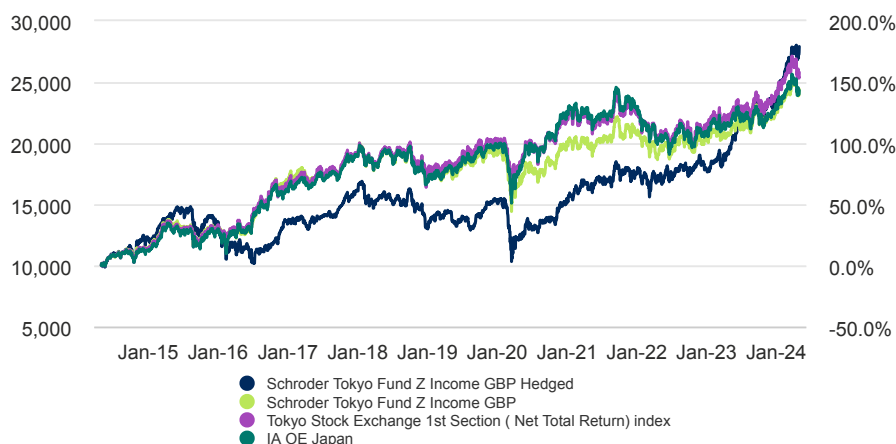
| | |
|------------------------------|------------|
| Minimum initial subscription | GBP 50,000 |
|------------------------------|------------|

Codes

| | |
|-----------|--------------|
| ISIN | GB00B8V8R746 |
| Bloomberg | SCTOGZI LN |
| SEDOL | B8V8R74 |

Z Income GBP Hedged | Data as at 30.04.2024

10 year return of GBP 10,000



The chart is for illustrative purposes only and does not reflect an actual return on any investment.

Returns are calculated bid to bid (which means performance does not include the effect of any initial charges), net income reinvested, net of fees.

Risk considerations

Concentration risk: The fund may be concentrated in a limited number of geographical regions, industry sectors, markets and/or individual positions. This may result in large changes in the value of the fund, both up or down.

Counterparty risk: The fund may have contractual agreements with counterparties. If a counterparty is unable to fulfil their obligations, the sum that they owe to the fund may be lost in part or in whole.

Currency risk: The fund may lose value as a result of movements in foreign exchange rates, otherwise known as currency rates.

Currency risk / hedged share class: The currency hedging of the share class may not be fully effective and residual currency exposure may remain.

Derivatives risk: Derivatives, which are financial instruments deriving their value from an underlying asset, may be used to manage the portfolio efficiently. A derivative may not perform as expected, may create losses greater than the cost of the derivative and may result in losses to the fund.

Higher volatility risk: The price of this fund may be volatile as it may take higher risks in search of higher rewards, meaning the price may go up and down to a greater extent.

IBOR risk: The transition of the financial markets away from the use of interbank offered rates (IBORs) to alternative reference interest rates may impact the valuation of certain holdings and disrupt liquidity in certain instruments. This may impact the investment performance of the fund.

Liquidity risk: In difficult market conditions, the fund may not be able to sell a security for full value or at all. This could affect performance and could cause the fund to defer or suspend redemptions of its shares, meaning investors may not be able to have immediate access to their holdings.

Market risk: The value of investments can go up and down and an investor may not get back the amount initially invested.

Operational risk: Operational processes, including those related to the safekeeping of assets, may fail. This may result in losses to the fund.

Performance risk: Investment objectives express an intended result but there is no guarantee that such a result will be achieved. Depending on market conditions and the macro economic environment, investment objectives may become more difficult to achieve.

Currency risk / hedged share class: The hedging of the share class may not be fully effective and residual currency exposure may remain.

Synthetic risk & reward indicator (SRRI)

LOWER RISK

Potentially lower reward

HIGHER RISK

Potentially higher reward



The risk category was calculated using historical performance data and may not be a reliable indicator of the fund's future risk profile. The fund's risk category is not guaranteed to remain fixed. Please see the Key Investor Information Document for more information.

Risk statistics & financial ratios

| | Fund | Target |
|-------------------------------------|------|--------|
| Annual volatility (%) (3y) | 9.6 | 10.9 |
| Alpha (%) (3y) | 2.2 | - |
| Beta (3y) | 0.8 | - |
| Sharpe ratio (3y) | 0.6 | 0.4 |
| Information ratio (3y) | 1.4 | - |
| 12 Month yield | 1.0 | - |
| Dividend Yield (%) | 2.3 | - |
| Price to book | 1.3 | - |
| Price to earnings | 15.7 | - |
| Predicted Tracking error (%) | 2.9 | - |

Source: Morningstar, and Schroders for the Predicted tracking error. The above ratios are based on bid to bid price based performance data.

For help in understanding any terms used, please visit

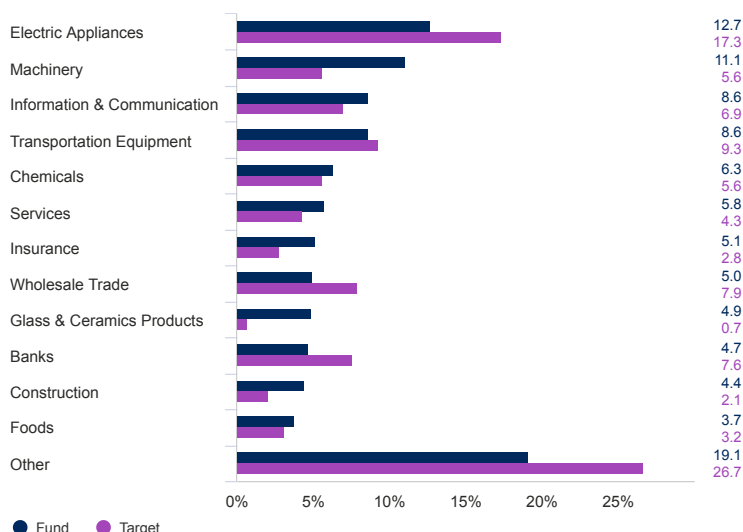
<https://www.Schroders.com/en/glossary/> These financial ratios refer to the average of the equity holdings contained in the fund's portfolio and in the benchmark (if mentioned) respectively.

Z Income GBP Hedged | Data as at 30.04.2024

Asset allocation

Target refers to the Benchmark listed in the Fund facts section and described under the Share class performance section on page 1.

Sector (%)



Top 10 holdings (%)

| Holding name | % |
|-------------------------------------|-----|
| Toyota Motor Corp | 5.4 |
| Sumitomo Mitsui Financial Group Inc | 4.7 |
| Hitachi Ltd | 4.3 |
| Tokio Marine Holdings Inc | 3.0 |
| ORIX Corp | 2.9 |
| Nippon Telegraph & Telephone Corp | 2.6 |
| Mitsui & Co Ltd | 2.5 |
| Asahi Group Holdings Ltd | 2.4 |
| Takeda Pharmaceutical Co Ltd | 2.2 |
| NGK Spark Plug Co Ltd | 2.2 |

Source: Schroders. Top holdings and asset allocation are at fund level.

Contact information

Schroder Unit Trusts Limited
1 London Wall Place
London
United Kingdom
EC2Y 5AU
Tel: 0800 182 2399
Fax:

For your security, communications may be taped or monitored.

Information relating to changes in fund manager, investment objective, benchmark and corporate action information

On 01.07.2023 the MSCI Pacific ex Japan (Gross Total Return) replaced the MSCI Pacific ex Japan (Net Total Return). Masaki Taketsume replaced Andrew Rose as Fund Manager for this fund on 01.07.2019.

Benchmarks: (If applicable)

Some performance differences between the fund and the benchmark may arise because the fund performance is calculated at a different valuation point from the benchmark. The target benchmark has been selected because it is representative of the type of investments in which the fund is likely to invest, and it is, therefore, an appropriate target in relation to the return that the fund aims to provide. The comparator benchmark has been selected because the investment manager believes that the benchmark is a suitable comparison for performance purposes given the fund's investment objective and policy. The investment manager invests on a discretionary basis and there are no restrictions on the extent to which the fund's portfolio and performance may deviate from the benchmark. The investment manager will invest in companies or sectors not included in the benchmark in order to take advantage of specific investment opportunities.

Source and ratings information

Source of all performance data, unless otherwise stated: Morningstar, bid to bid, net income reinvested, net of fees.

Z Income GBP Hedged | Data as at 30.04.2024

Important information

Costs:

Certain costs associated with your investment in the fund may be incurred in a different currency to that of your investment. These costs may increase or decrease as a result of currency and exchange rate fluctuations.

If a performance fee is applicable to this fund, details of the performance fee model and its computation methodology can be found in the fund's prospectus. This includes a description of the performance fee calculation methodology, the dates on which the performance fee is paid and details of how the performance fee is calculated in relation to the fund's performance fee benchmark, which may differ from the benchmark in the fund's investment objective or investment policy.

For further information regarding the costs and charges associated with your investment, please consult the funds' offering documents and annual report.

General:

For help in understanding any terms used, please visit address <https://www.schroders.com/en-gb/uk/individual/glossary/> The fund is an authorised unit trust. Subscriptions for fund units can only be made on the basis of its latest Key Investor Information Document, Supplementary Information Document and Prospectus, together with the latest audited annual report (and subsequent unaudited semi-annual report, if published), copies are available in English and can be obtained, free of charge, from Schroder Unit Trusts Limited. These can be requested via our website at www.schroders.co.uk, or by calling the Investor Services Team on 0800 182 2399 requesting a printed version. Any reference to regions/ countries/ sectors/ stocks/ securities is for illustrative purposes only and not a recommendation to buy or sell any financial instruments or adopt a specific investment strategy. Reliance should not be placed on any views or information in the material when taking individual investment and/or strategic decisions. The material is not intended to provide, and should not be relied on for, accounting, legal or tax advice, or investment recommendations. Past Performance is not a guide to future performance and may not be repeated. The value of investments and the income from them may go down as well as up and investors may not get back the amounts originally invested. Exchange rate changes may cause the value of investments to fall as well as rise. Schroders has expressed its own views and opinions in this document and these may change. The views and opinions contained herein are those of the individuals to whom they are attributed and may not necessarily represent views expressed or reflected in other Schroders communications, strategies or funds. This information is a marketing communication. Information herein is believed to be reliable but Schroders does not warrant its completeness or accuracy. The data contained in this document has been sourced by Schroders and should be independently verified. Third party data is owned or licenced by the data provider and may not be reproduced, extracted or used for any other purpose without the data provider's consent. Neither Schroders, nor the data provider, will have any liability in connection with the third-party data. We recommend you seek financial advice from an Independent Adviser before making an investment decision. If you don't already have an Adviser, you can find one at www.unbiased.co.uk or www.vouchedfor.co.uk Before investing in an Investment Trust, refer to the prospectus, the latest Key Information Document (KID) and Key Features Document (KFD) at www.schroders.co.uk/investor or on request. This document may contain "forward-looking" information, such as forecasts or projections. Please note that any such information is not a guarantee of any future performance and there is no assurance that any forecast or projection will be realised. Schroders will be a data controller in respect of your personal data. For information on how Schroders might process your personal data, please view our Privacy Policy available at <https://www.schroders.com/en/global/individual/footer/privacy-statement/> or on request should you not have access to this webpage. For your security, communications may be recorded or monitored. Issued by Schroder Unit Trusts Limited, 1 London Wall Place, London EC2Y 5AU. Registration No 4191730 England. Authorised and regulated by the Financial Conduct Authority