

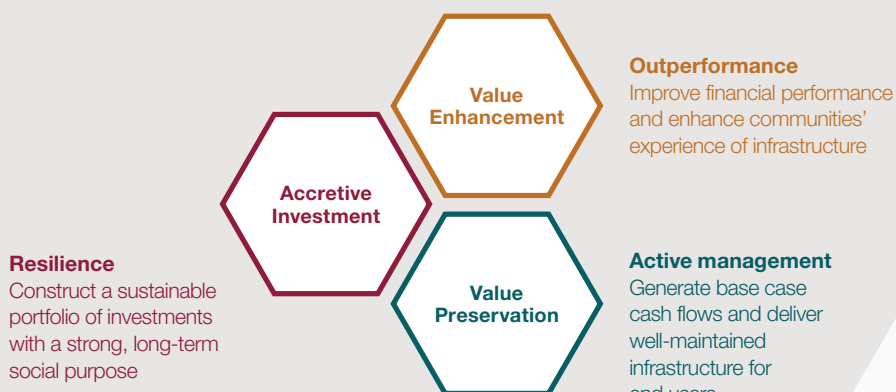
Factsheet

Winter 2023

Blankenburg Tunnel, The Netherlands

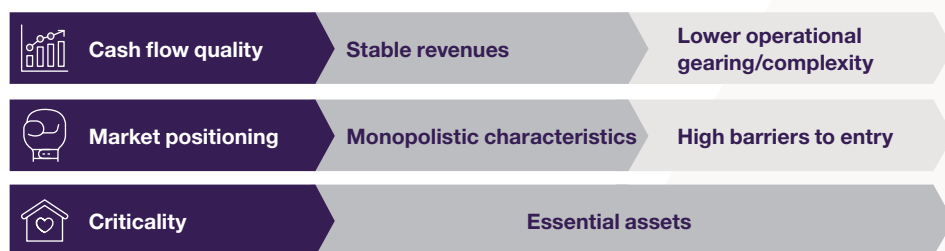
HICL's investment proposition is to deliver sustainable income and capital growth from a diversified portfolio of investments in core infrastructure.

Diversified business model that delivers value for all stakeholders:



What is core infrastructure?

Essential real assets that deliver resilient cash flows from a protected market position. All assets are measured against these three tenets:



Key statistics at 30 September 2023

£2.5bn

Market cap

100+

Infrastructure assets

8.7% p.a.

Total Shareholder Return² since IPO

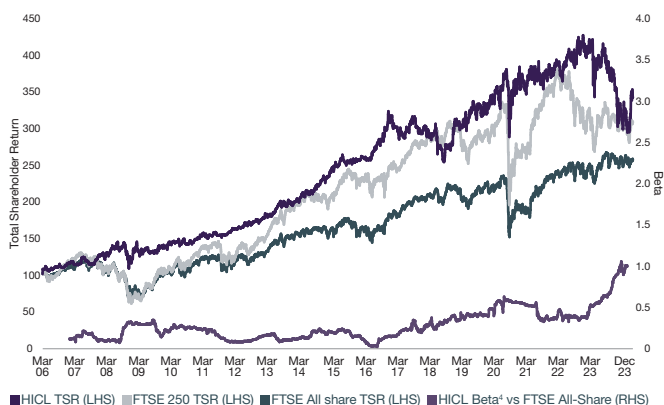
6.7% p.a.

Dividend yield³

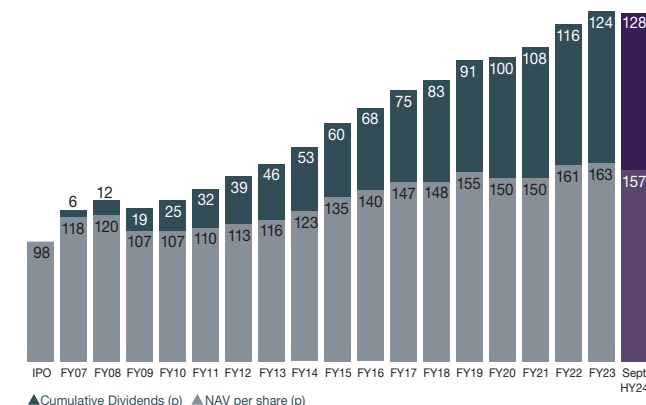
1.11% p.a.

AIC ongoing charges percentage

HICL¹ has outperformed FTSE All Share since IPO



Total Return (NAV growth and dividends) of 8.7% p.a. since IPO



¹ HICL data relates to HICL Infrastructure Company Limited pre 31 March 2019 and HICL Infrastructure PLC post 31 March 2019

² Based on NAV per share appreciation plus dividends paid

³ Based on Dividend per Share of 8.25p

⁴ 250-day rolling beta

PAST PERFORMANCE IS NOT A RELIABLE INDICATOR OF FUTURE RESULTS. CAPITAL AND INCOME AT RISK.

Our sustainability strategy

We have evolved our sustainability strategy to focus on four key priorities:

Download the HICL Sustainability Report online www.hicl.com/SustainabilityReport2023



Environment

Preserve the natural environment and mitigate the impacts of climate change by investing in the energy transition and reducing carbon emissions from HICL's portfolio.

Community

Positively impact the communities in which HICL's assets are located by actively addressing the needs of clients, end-users and other key stakeholders.

People

Promote fair and safe conditions as well as diverse and inclusive workplaces within HICL's portfolio companies and across the supply chain.

Governance

Ensure that HICL maintains high standards of ethics and integrity through the rigorous implementation of policies and the provision of balanced disclosure.

Historic shareholder return

	Half year to 30 September 2023	IPO (March 2006) to 30 September 2023
TSR (share price and dividends ¹)	-17.5%	6.6% p.a.
TSR (NAV and dividends)	-1.7%	8.7% p.a.

¹ Source: Bloomberg

Investment manager



InfraRed is a specialist infrastructure investment manager.

InfraRed is authorised and regulated by the Financial Conduct Authority (Ref: 195766) and has offices in London, New York, Seoul and Sydney. With over 180 staff globally it has more than 100 professionals dedicated to infrastructure investment and management.

InfraRed Capital Partners is a part of SLC Management which is the institutional alternatives and traditional asset management business of Sun Life.

Level 7
One Bartholomew Close
Barts Square
London
EC1A 7BL
+44 20 7484 1800
info@ircp.com

Directors

Mike Bane (Chair)
Rita Akushie
Frances Davies
Liz Barber
Simon Holden
Kenneth D. Reid
Martin Pugh

Corporate brokers

Investec Bank plc
David Yovichic
+44 20 7597 4952
RBC Capital Markets
Matthew Coakes
+44 20 7653 4000

Administrator & Secretary

Aztec Financial
Services (UK) Limited
Chris Copperwaite
info@hicl.com
+44 20 3818 0246

Financial PR

Brunswick Group Advisory Ltd
Sofie Brewis
+44 20 7404 5959

Registered Address

Level 7
One Bartholomew Close
Barts Square
London
EC1A 7BL

Listing

London (LSE)

Index Inclusion

FTSE 250, FTSE 350,
FTSE All-Share

SEDOL

BJLP1Y7

Ticker

HICL.L

ISA/SIPP eligible?

Yes

Dividend Frequency

Quarterly

Financial Year End

31 March

Ten largest investments

at 30 September 2023

▲ Affinity Water, UK	7.7%
▲ A63, France	6.6%
▲ Fortysouth, NZ	6.2%
▲ Texas Nevada Transmission, USA	5.4%
▲ High Speed 1, UK	4.4%
▲ Northwest Parkway, USA	4.0%
▲ Southmead Hospital, UK	3.7%
▲ Pinderfields & Pontefract Hospitals, UK	3.6%
▲ Royal School of Military Engineering, UK	3.5%
▲ Home Office, UK	2.9%

Revenue type

at 30 September 2023

▲ Contracted	63%
▲ Demand-based	17%
▲ Regulated	20%

Sector

at 30 September 2023

▲ Accommodation	9%
▲ Education	10%
▲ Electricity & Water	17%
▲ Health	21%
▲ Fire, Law & Order	4%
▲ Transport	30%
▲ Communications	9%

Geographic location

at 30 September 2023

▲ UK	63%
▲ EU	20%
▲ North America	11%
▲ Australia/New Zealand	6%

Net Asset Value ('NAV') at 30 September 2023

No. of Shares	2,031,488,061
NAV	£3,239m
NAV per Share	159.4p

Disclaimer

This document has been issued by HICL Infrastructure PLC "HICL". It has been prepared by InfraRed Capital Partners Limited ("InfraRed") in conjunction with HICL. This document has been approved as a financial promotion by InfraRed, which is solely responsible for its compliance with applicable UK regulatory requirements in the Financial Conduct Authority's Handbook. Although InfraRed and HICL have attempted to ensure that the contents of this document are accurate in all material respects, no representation or warranty, express or implied, is made to, and no reliance should be placed on the fairness, accuracy, completeness or correctness of the information, or opinions contained herein. This document is being distributed to and is directed only at persons who fall within the end 'target market' for shares in HICL (the details of which can be found in the section titled 'Information for Distributors' on HICL's [Consumer Duty webpage](http://www.hicl.com/consumer-duty)). If you do not fall within the end target market for shares in HICL, you should not treat this document as being distributed to or directed at you. This document is not and should not be construed as an offer to sell or the solicitation of an offer to purchase or subscribe for any investment. The document is intended for information purposes only and does not constitute investment advice. Past performance is not a guide to future performance. The value of any investment or the income deriving from them may go down as well as up and you may not get back the full amount invested. There are no guarantees that dividend and return targets will be met.