

# VT Momentum Diversified Moderate Fund (A)

28 March 2024

For professional advisors only

## INVESTMENT OBJECTIVE & STRATEGY

The VT Momentum Diversified Moderate Fund aims to deliver a real return for investors over the medium to long term of CPI +5% net of fees, with anticipated volatility in the range of 8-11%. The Fund aims to operate within the 'low medium' risk profile as defined by Distribution Technology, the independent fund rating agency. The Fund will invest across a range of asset classes using third party investment funds, and is classified in the IA Mixed Investment 40-85% Shares sector. The minimum investment horizon for the Fund should be thought of as six years.

## INVESTMENT TEAM (SINCE 01.12.2022)



Richard Parfect  
Lead Oversight  
Portfolio Manager



Tom Delic  
Second Oversight  
Portfolio Manager



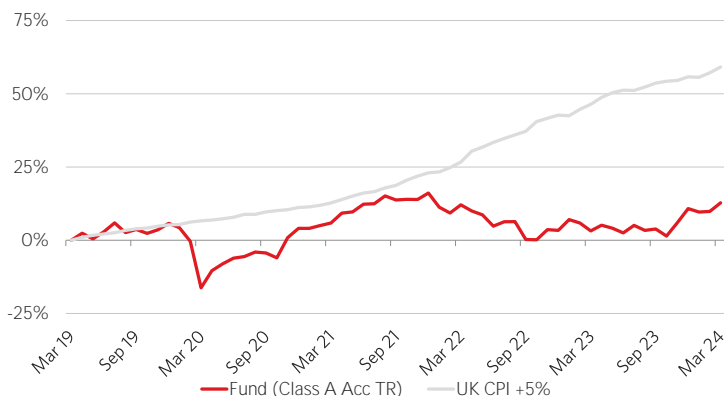
Gary Moglione  
Portfolio Manager



Mark Wright  
Portfolio Manager

Our investment approach is team based with all portfolio managers having specific areas of research focus and access to and input from the wider Momentum Global Investments team.

## FIVE YEAR HISTORICAL CUMULATIVE PERFORMANCE



Sources: Morningstar, Valu-Trac Investment Management, MGIM.

Fund performance is calculated on a total return basis, net of all fees and in GBP terms. The value of the underlying funds and the income generated from them can go down as well as up, and is not guaranteed. Investors may not get back the original amount invested. The value of investments involving exposure to foreign currencies can be affected by currency exchange rate fluctuations. Past performance is not a guide to future performance.

CUMULATIVE PERFORMANCE (%)	1 month	3 months	6 months	1 year	3 years	5 years	Since inception annualised
Fund return Class A Acc TR	2.7	1.8	8.6	9.3	6.5	12.8	4.6
UK CPI +5%	1.2	2.1	3.6	8.7	41.1	59.1	8.0
Difference	1.5	(0.3)	5.0	0.6	(34.6)	(46.3)	(3.4)

DISCRETE ANNUAL PERFORMANCE (%)	31 Mar 2024	31 Mar 2023	31 Mar 2022	31 Mar 2021	31 Mar 2020
Fund return Class A Acc TR	9.3	(7.9)	5.9	26.4	(16.2)

VOLATILITY (%) (since inception, annualised)	Anticipated range	Realised
Fund volatility Class A Acc TR	8-11	8.9

## MONTHLY COMMENTARY

- Spirent Communications, a recent addition to our portfolio, announced a recommended cash acquisition by industry peer Viavi, offering a 61% premium to the prior day's closing price. A subsequent offer from Keysight Technologies at 201.5p per share, 15.1% higher than Viavi's initial offer, saw Spirent's shares rise by 91% over the month and we took the opportunity to exit into this strength.
- While Spirent's rapid success is not the norm, ongoing corporate activity in the UK market suggests significant value opportunities remain, with companies initiating share buyback programs and attracting interest from industry and private equity acquirers. We anticipate continued momentum in such activity over the next year.
- Elsewhere, Synthomer rallied 78% over the month as it released encouraging comments around current trading, suggesting there are tentative signs that the chemicals cycle is beginning to turn. Cost saving initiatives and asset disposals are part of management's efforts to deleverage the business, and progression of these in tandem with improved demand over the next few years, means the equity offers very attractive returns at current levels.
- Over the month, reductions were made to the Morant Wright Fuji Yield fund. The fund has delivered 51% returns over three years versus an index return of 21%. While Morant Wright remains attractively valued with a forward P/E ratio of 11.5x, its price-to-book ratio has aligned with long-term averages, suggesting diminished undervaluation in Japanese equities. Valuation remains our guiding principle, and so with the Japanese market at its highest price-to-book ratio since 2008, our enthusiasm has tempered as investor sentiment grows.
- Elsewhere, the Ninety One Global Gold fund was a top contributor to returns over the month, driven by gold reaching an all-time high.

Source: Bloomberg Finance LP, MGIM

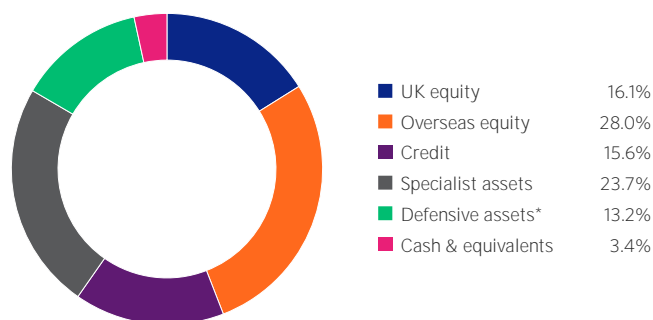
## PLATFORM AVAILABILITY



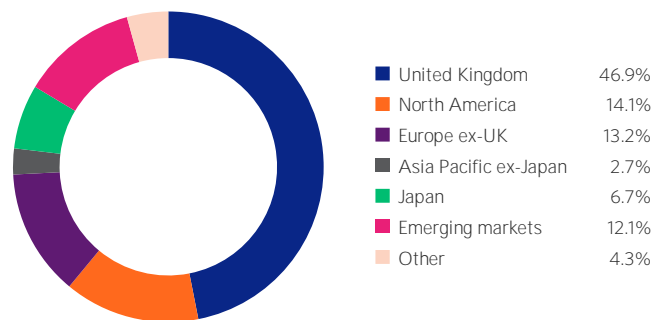
## FUND RATINGS



## ASSET ALLOCATION



## GEOGRAPHIC ALLOCATION



As at 28.03.2024, allocations subject to change. Source: MGIM

\*Defensive assets have reduced/negative correlation to equity markets to provide a more defensive element during times of stress. Defensive assets consists of a variety of investments such as gold\*\*, government bonds, short ETFs, alternative/uncorrelated strategies and managed futures strategies. \*\*Exposure to physical gold is achieved through investments in exchange traded certificates (ETC) which aim to provide the performance of gold, as measured by the LBMA Gold Price (PM), which is a recognised benchmark for gold. A Gold ETC is a certificate which is secured by gold bullion, held within the vaults of a nominated custodian.

## TOP FIVE HOLDINGS BY ASSET CLASS

UK EQUITIES		
1.	Synthomer	1.2%
2.	Kier Group	1.0%
3.	Phoenix Group Holdings	0.8%
4.	Jupiter Fund Management	0.8%
5.	Legal & General Group	0.7%

OVERSEAS EQUITIES		
1.	Robeco QI Global Sustainable Equity	10.9%
2.	Morant Wright Fuji Yield	3.6%
3.	Amundi MSCI Emerging Markets ETF	2.5%
4.	Amundi MSCI Japan ETF	2.3%
5.	Aikya Global Emerging Markets	1.6%

CREDIT		
1.	Royal London Sterling Extra Yield Bond	7.2%
2.	Absalon Emerging Markets Corporate Debt	2.5%
3.	Jupiter Global Emerging Markets Short Duration Bond	2.2%
4.	Royal London Short Duration Global High Yield Bond	1.9%
5.	iShares Core GBP Corporate Bond ETF	1.8%

SPECIALIST ASSETS		
1.	Chrysalis Investments	2.1%
2.	Doric Nimrod Air Three	2.0%
3.	Syncona	1.8%
4.	Oakley Capital Investments	1.5%
5.	Schroder Capital Global Innovation Trust	1.5%

DEFENSIVE ASSETS		
1.	iShares Physical Gold ETC	2.8%
2.	UK Gilt 4.75% 07/12/38	1.8%
3.	UK Gilt 4.25% 06/07/32	1.4%
4.	UK Gilt 0.375% 10/22/26	1.2%
5.	US TIPS 0.625% 02/15/43	1.1%

Equity holdings may include indirect holdings in the Momentum GF Global Sustainable Equity Fund  
As at 28.03.2024. Source: MGIM

## FUND DETAILS &amp; FUND FACTS

FUND DETAILS	
Investment manager	Momentum Global Investment Management Limited (MGIM)
Inception	5 November 2012
Currency	GBP
Target return	UK CPI +5% (net)
Structure	UCITS
Dealing	Daily

FUND FACTS	
Minimum investment	GBP 1,000
ISIN	GB00B7GSHR29
SEDOL	B7GSHR2
Citicode	GGMN
Month-end price (NAV)	166.55p

ANNUAL CHARGES <sup>2</sup> : SHARE CLASS A	
AMC	0.75%
OCF ex IC	1.11%
IC	0.34%
OCF inc IC	1.45%

FUND WRAPPERS	
ISAs	
SIPPs	
Personal pensions	
Onshore bonds	
Offshore bonds	

<sup>2</sup> As at 29.12.2023.

OCF = Ongoing Charge Figure IC = Underlying charges of closed ended funds.

The OCF is the total expenses paid by the Fund, annualised, against its average net asset value. The OCF will fluctuate as the average net assets and costs change.

Important note: The OCF calculation includes synthetic costs from underlying closed ended investments (IC) such as Investment Trusts, which optically increases the costs. For the avoidance of doubt the actual amount charged has not changed, and advisers and investors should refer to the KIID document available [here](#) for the actual fees payable.

All fund performance quoted in this factsheet is NET of all fees.

## CONTACT US

STEVE HUNTER  
Head of Business Development  
D 0151 906 2481 M 07470 478 974  
E [steve.hunter@momentum.co.uk](mailto:steve.hunter@momentum.co.uk)

ALISTAIR YEOMAN  
Business Development Consultant  
D 020 7618 1785 M 07789 745 214  
E [alistair.yeoman@momentum.co.uk](mailto:alistair.yeoman@momentum.co.uk)

JONATHAN GARNER  
Business Development Consultant  
D 0151 906 2479 M 07469 392 164  
E [jonathan.garner@momentum.co.uk](mailto:jonathan.garner@momentum.co.uk)

EMMA CLIFT  
Head of Distribution Services  
D 020 7618 1806  
E [distributionservices@momentum.co.uk](mailto:distributionservices@momentum.co.uk)

DIRECT DEALING LINE  
Valu-Trac Administration Services  
T 01343 880344

## IMPORTANT INFORMATION

Factsheet asset allocation percentages are in some cases based on the normalised (or benchmark) asset allocations of investee funds, as opposed to the actual exposures of those funds at the date of the factsheet. This reflects the expected average allocation over time which will result from decisions to hold particular funds.

Momentum Diversified Funds are sub-funds of the VT Momentum Investment Funds ICVC umbrella, an open-ended investment company which is authorised by the Financial Conduct Authority (FCA). Valu-Trac Investment Management Limited (authorised and regulated by the FCA) acts as the Authorised Corporate Director (ACD) of the VT Momentum Investment Funds ICVC. Investment in the Funds may not be suitable for all investors. This document is for information only and does not provide you with all of the facts that you need to make an informed investment decision. Investors should read the Key Investor Information Document (KIID) and seek professional investment advice prior to investment. The prospectus and KIID documents are available (in English) on the ACD's website via [www.valu-trac.com](http://www.valu-trac.com). This financial promotion is issued by Momentum, the trading name of Momentum Global Investment Management Limited (authorised and regulated by the FCA), with its registered office at The Rex Building, 62 Queen Street, London EC4R 1EB.

Ratings: Defaqto is a financial information business. Profile published 08.03.2024 by Distribution Technology based on data and information as at 31.12.2023. FE Crown Fund Ratings as of 24.07.2023 do not constitute investment advice offered by FE and should not be used as the sole basis for making any investment decision. All rights reserved. The views expressed are those of the fund manager at the time of writing and are subject to change without notice. Past performance is no guarantee of future results.

Momentum Global Investment Management Ltd  
The Rex Building, 62 Queen Street, London EC4R 1EB  
[momentum.co.uk](http://momentum.co.uk)

**momentum**  
global investment management