

This factsheet is as at 28 March 2024 unless otherwise specified.

# Xtrackers S&P Select Frontier Swap UCITS ETF 1C

a sub fund of Xtrackers

## At a Glance

- Exposure to Frontier market equities
- Provides diversified exposure to the top 40 blue chip stocks from frontier markets

## Reference Index key features

The S&P Select Frontier Index aims to reflect the performance of the following market:

- The 40 Largest companies from frontier markets
- Weighted by free-float adjusted market capitalisation
- Reviewed on a semiannual basis

Additional information on the index, selection and weighting methodology is available at [www.us.spindices.com](http://www.us.spindices.com)

Fund information	
ISIN	LU0328476410
Share class currency	USD
Fund Currency	USD
Fund launch date	15 January 2008
Domicile	Luxembourg
Portfolio Methodology	Substitute Basket + Swap
Sub-Portfolio Manager	DWS Investments UK Ltd
Investment Manager	DWS Investments UK Ltd
Custodian	State Street Bank International GmbH, Luxembourg Branch
All-in fee <sup>1</sup>	0.95% p.a.
Income treatment	Capitalising
Active swap counterparties	HSBC Bank Plc
NAV per Share	USD 18.36
Total Fund Assets	USD 96.05 Million
Total Shares Outstanding	5.23 Million
Reporting Fund	Yes

<sup>1</sup> Please see additional information / Glossary.

## Key Risks

- **The value of your investment may go down as well as up and past performance does not predict future returns. Investor capital may be at risk up to a total loss.**
- The value of an investment in shares will depend on a number of factors including, but not limited to, market and economic conditions, sector, geographical region and political events.
- The Fund will enter into a derivative with a counterparty. If the counterparty fails to make payments (for example, it becomes insolvent) this may result in your investment suffering a loss.
- The Fund is exposed to less economically developed economies (known as frontier / pre-emerging markets) which involve much greater risks than well-developed economies and emerging markets. Political unrest, less government regulation, economic downturn and limited liquidity may be much more likely and could therefore affect the value of your investment.

Listing and trading information			
Exchange	Bloomberg Ticker	Reuters RIC	Trading Currency
Xetra	XSFR GY	XSFR.DE	EUR
London Stock Exchange	XSFR LN	XSFR.L	GBP
London Stock Exchange	XSFD LN	XSFD.L	USD
Stuttgart Stock Exchange	XSFR GS	XSFR.SG	EUR
Italian Stock Exchange	XSFR IM	XSFR.MI	EUR
BX Berne eXchange	XSFR BW	XSFR.BN	CHF

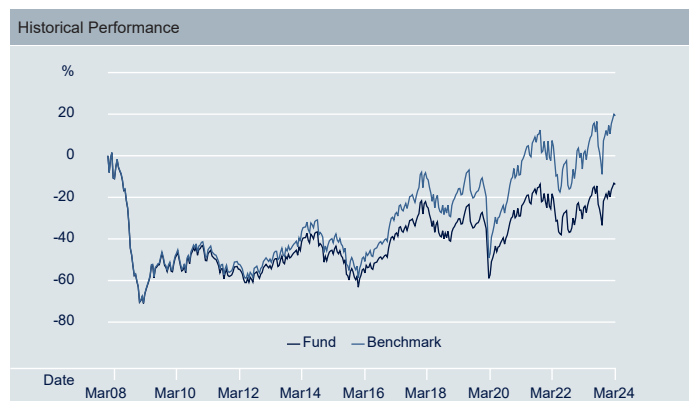
Cumulative performance figures						
	1 Month	3 Months	6 Months	1 Year	3 Years	Annualised Volatility
Share Class	3.80%	5.84%	11.71%	15.71%	18.51%	17.07%
Index	3.98%	6.44%	13.13%	18.80%	27.84%	16.69%
Tracking Difference	-0.18%	-0.60%	-1.42%	-3.09%	-9.33%	-
Tracking Error	0.07%	0.06%	0.07%	0.08%	0.08%	-

Calendar year performance figures						
	2019	2020	2021	2022	2023	YTD
Share Class	22.68%	-1.83%	15.30%	-16.88%	19.76%	5.84%
Index	25.62%	1.53%	18.53%	-14.90%	23.09%	6.44%
Tracking Difference	-2.94%	-3.35%	-3.23%	-1.98%	-3.33%	-0.60%
Tracking Error	0.06%	0.10%	0.09%	0.09%	0.07%	0.06%

Rolling performance figures												
	3/14 - 3/15	3/15 - 3/16	3/16 - 3/17	3/17 - 3/18	3/18 - 3/19	3/19 - 3/20	3/20 - 3/21	3/21 - 3/22	3/22 - 3/23	3/23 - 3/24	Since launch	
Share Class	-8.79%	-14.67%	36.56%	24.70%	-11.36%	-34.85%	64.27%	10.69%	-7.47%	15.71%	-0.91%	
Index	-7.10%	-12.88%	40.21%	27.24%	-9.26%	-33.13%	69.92%	13.38%	-5.09%	18.80%	1.09%	
Tracking Difference	-1.69%	-1.79%	-3.65%	-2.55%	-2.10%	-1.73%	-5.65%	-2.68%	-2.38%	-3.09%	-2.03%	
Tracking Error	0.07%	0.09%	0.40%	0.06%	0.08%	0.08%	0.10%	0.08%	0.09%	0.08%	0.48%	

Past performance does not predict future returns.

# THINK ETF. THINK X.



Source: DWS, Index Provider

This factsheet is as at 28 March 2024 unless otherwise specified.

Top 10 index constituents		
Issuer	ISIN	Weight
MERCADOLIBRE ORD	US58733R1023	9.21%
COPA HOLDINGS ORD	PAP310761054	9.01%
YPF SOCIEDAD ANONM ADR RPSTG 1 D ORD	US9842451000	7.74%
HOA PHAT GROUP ORD	VN000000HPG4	5.36%
GRUPO FINANCIERO ADR REP 10 CL B ORD	US3999091008	4.41%
FREEDOM HOLDING CORP ORD	US3563901046	4.28%
ARCOS DORADOS HOLDINGS CL A ORD	VGG0457F1071	3.95%
VIETNAM DAIRY PRODUCTS ORD	VN000000VNM8	3.47%
PAMPA ENERGIA ADR REPSG 25 ORD	US6976602077	3.20%
MAREL ORD	IS0000000388	2.99%

Index information	
Index Name	S&P Select Frontier Index
Index Provider	S&P Dow Jones Indices LLC
Bloomberg Symbol	SPSFN
Index Type	Total Return Net
Index Base Currency	USD
Number of Index constituents	40
Dividend Yield	2.12%
Index PE Ratio (Trailing)	13.93
Index PE Ratio (Forward)	13.37
Index Rebalance Frequency	Quarterly

Source: Index Provider

#### Further information on Xtrackers

DWS Investments UK Limited  
21 Moorfields  
London EC2Y 9DB  
United Kingdom

Hotline: +44 (0)20 7547 1747  
Website: [www.Xtrackers.com](http://www.Xtrackers.com)  
E-Mail: [Xtrackers@dws.com](mailto:Xtrackers@dws.com)

#### Additional Information

A Glossary of Terms is available at [Xtrackers.com](http://Xtrackers.com).

ETF performance is shown on NAV basis, net of fees and index replication costs. Index performance is calculated on a total return basis. Volatility is calculated since launch of the share class.

#### Disclaimer

This document is intended for information purposes only and does not create any legally binding obligations on the part of DWS Group GmbH & Co. KGaA and/or its affiliates (DWS). This document has been prepared without consideration of the investment needs, objectives or financial circumstances of any investor. Without limitation, this document does not constitute an offer, an invitation to offer or a recommendation to enter into any transaction.

Before making an investment decision, investors need to consider, with or without the assistance of an investment adviser, whether the investments and strategies described or provided by DWS are appropriate in light of their particular investment needs, objectives and financial circumstances.

Information in this document has been obtained or derived from sources believed to be reliable and current. However, accuracy or completeness of the sources cannot be guaranteed.

This document is not directed to, or intended for distribution to or use by, any person or entity who is a citizen or resident of or located in any locality, state, country or other jurisdiction, including the United States, where such distribution, publication, availability or use would be contrary to law or regulation or which would subject DWS to any registration or licensing requirement within such jurisdiction not currently met within such jurisdiction. Persons into whose possession this document may come are required to inform themselves of, and to observe, such restrictions.

Xtrackers is an undertaking for collective investment in transferable securities (UCITS) in accordance with the applicable laws and regulations and set up as open-ended investment company with variable capital and segregated liability amongst its respective compartments.

Investors must buy and must usually sell shares in Xtrackers UCITS ETFs on a secondary market with the assistance of an intermediary (e.g. a stockbroker) and may incur fees for doing so. In addition, investors may pay more than the current net asset value when buying shares and may receive less than the current net asset value when selling them. Before making any investment decision, investors should refer to the Risk Factors in the Prospectus and Key Investor Information Document.

Tax treatment of the Xtrackers UCITS ETFs depends on the individual circumstances of each investor.

Xtrackers is incorporated in the Grand Duchy of Luxembourg, is registered with the Luxembourg Trade and Companies' Register under number B-119.899 and has its registered office at 49, avenue J.F. Kennedy, L-1855 Luxembourg. DWS Investment S.A. acts as the management company of Xtrackers. The Investment Company may decide to terminate the arrangements made for the marketing of this fund.

Any investment decision in relation to a fund should be based solely on the latest version of the prospectus, the audited annual and, if more recent, un-audited semi-annual reports and the Key Investor Information Document (KIID), all of which are available in English upon request to DWS Investment S.A., 2, Boulevard Konrad Adenauer, L-1115 Luxembourg or on [www.Xtrackers.com](http://www.Xtrackers.com). A summary of investor rights is available at [www.etf.dws.com](http://www.etf.dws.com) under "About Us – How to Complain?".

**PAST PERFORMANCE DOES NOT PREDICT FUTURE RETURNS.**

© DWS Investments UK Limited, 2024. Authorised and regulated by the Financial Conduct Authority.

#### Index Disclaimer

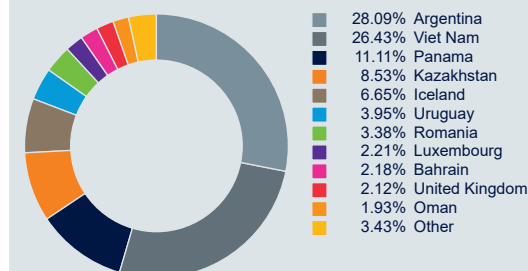
The Index is a product of S&P Dow Jones Indices LLC or its affiliates ("S&P DJI"). Standard & Poor's®, S&P® and Dow Jones® are registered trademarks of S&P DJI and have been licensed for use by the Fund. The Fund is not sponsored, endorsed, sold or promoted by S&P DJI. S&P DJI does not make any representation regarding the advisability of investing in the Fund nor do they have any liability for errors, omissions or interruptions in the Index.

#### S&P Select Frontier Index

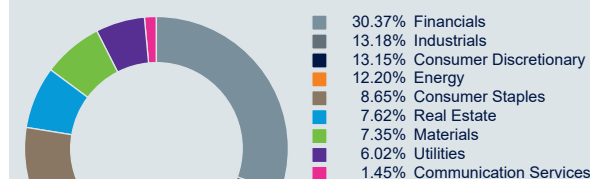
Source: Index provider as at 29 December 2023

Figures may not always add up to 100.00% due to rounding

##### Index Composition by Countries



##### Index Composition by Sectors



##### Index Composition by Currencies

