

This factsheet is as at 28 March 2024 unless otherwise specified.

Xtrackers FTSE MIB UCITS ETF 1D

a sub fund of Xtrackers

At a Glance

- Direct investment in Italian equities
- Provides diversified exposure to the top 40 blue chip Italian stocks

Reference Index key features

The FTSE MIB Index aims to reflect the performance of the following market:

- Italian blue chip companies listed in EUR on the Borsa Italiana
- The 40 largest and most liquid companies
- Weighted by free-float adjusted market capitalisation
- Quarterly index review, largest component capped at 15%

Additional information on the index, selection and weighting methodology is available at www.ftse.com

Fund information	
ISIN	LU0274212538
Share class currency	EUR
Fund Currency	EUR
Fund launch date	04 January 2007
Domicile	Luxembourg
Portfolio Methodology	Direct Replication
Sub-Portfolio Manager	DWS Investments UK Ltd
Investment Manager	DWS Investment GmbH
Custodian	State Street Bank International GmbH, Luxembourg Branch
All-in fee ¹	0.30% p.a.
Income treatment	Distribution
NAV per Share	EUR 33.75
Total Fund Assets	EUR 52.47 Million
Total Shares Outstanding	1.55 Million
Reporting Fund	Yes
Annual security lending return ²	0.0099%

¹ Please see additional information / Glossary.

² Based on annual revenue from securities lending divided by average fund AuM over the past year or since the fund started securities lending (if less than one year ago)

Key Risks

- **The value of your investment may go down as well as up and past performance does not predict future returns. Investor capital may be at risk up to a total loss.**
- The value of an investment in shares will depend on a number of factors including, but not limited to, market and economic conditions, sector, geographical region and political events.
- The Fund is exposed to market movements in a single country or region which may be adversely affected by political or economic developments, government action or natural events that do not affect a fund investing in broader markets.

Listing and trading information			
Exchange	Bloomberg Ticker	Reuters RIC	Trading Currency
Xetra	XMIB GY	XMIB.DE	EUR
Stuttgart Stock Exchange	XMIB GS	XMIB.SG	EUR
Italian Stock Exchange	XMIB IM	XMIB.MI	EUR
BX Berne eXchange	XMIB BW	XMIB.BN	CHF

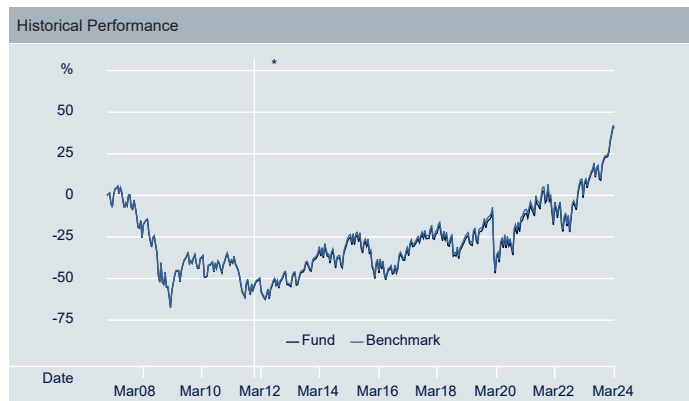
Cumulative performance figures						
	1 Month	3 Months	6 Months	1 Year	3 Years	Annualised Volatility
Share Class	6.75%	15.03%	24.57%	33.90%	58.67%	25.09%
Index	6.74%	14.95%	24.31%	32.91%	55.45%	25.00%
Tracking Difference	0.01%	0.07%	0.26%	0.99%	3.22%	-
Tracking Error	0.09%	0.23%	0.35%	0.46%	0.43%	-

Calendar year performance figures						
	2019	2020	2021	2022	2023	YTD
Share Class	32.34%	-4.26%	26.93%	-9.72%	33.84%	15.03%
Index	32.43%	-3.87%	26.20%	-10.32%	32.83%	14.95%
Tracking Difference	-0.09%	-0.39%	0.72%	0.60%	1.01%	0.07%
Tracking Error	0.11%	0.11%	0.35%	0.48%	0.46%	0.23%

Rolling performance figures											
	3/14 - 3/15	3/15 - 3/16	3/16 - 3/17	3/17 - 3/18	3/18 - 3/19	3/19 - 3/20	3/20 - 3/21	3/21 - 3/22	3/22 - 3/23	3/23 - 3/24	Since launch
Share Class	8.91%	-20.27%	16.97%	11.85%	-2.52%	-17.41%	46.42%	4.81%	13.06%	33.90%	2.06%
Index	9.05%	-20.17%	16.76%	12.00%	-2.46%	-17.33%	46.89%	4.18%	12.27%	32.91%	-
Tracking Difference	-0.14%	-0.10%	0.22%	-0.15%	-0.06%	-0.09%	-0.47%	0.63%	0.80%	0.99%	-
Tracking Error	0.34%	0.13%	0.16%	0.10%	0.15%	0.11%	0.13%	0.35%	0.49%	0.46%	-

Past performance does not predict future returns.

THINK ETF. THINK X.



Source: DWS, Index Provider

***Restructuring event(s): 30 December 2011 to date** Index: FTSE MIB Index | Performance shown: ETF NAV (EUR) vs index (EUR).

04 January 2007 to 30 December 2011 Index: FTSE MIB Index EUR TR | Performance shown: ETF NAV (EUR) vs index (EUR).

Tracking Error and Tracking Difference calculations were reset on 24 February 2014 as a consequence to a change in replication methodology (Switch from Synthetic to Direct replication).

This factsheet is as at 28 March 2024 unless otherwise specified.

Top 10 ETF constituents		
Issuer	ISIN	Weight
UNICREDIT SPA ORD	IT0005239360	11.30%
STELLANTIS NV ORD	NL00150001Q9	10.88%
INTESA SANPAOLO ORD	IT0000072618	10.51%
FERRARI N V/D	NL0011585146	9.25%
ENEL GLOBAL TRADING ORD	IT0003128367	9.20%
ENI ORD	IT0003132476	5.98%
GENERALI ORD	IT0000062072	5.65%
STMicroelectronics NV	NL0000226223	5.03%
MONCLER ORD SHS	IT0004965148	2.74%
PRYSMIAN ORD	IT0004176001	2.55%
ETF Fundamentals		
ETF PE Ratio (Forward)	10.08	
ETF PE Ratio (Trailing)	9.38	
Number of Securities in the Fund	42	

Source: DWS

Index information	
Index Name	FTSE MIB Index
Index Provider	FTSE International Limited
Bloomberg Symbol	FTSEMIBN
Index Type	Total Return Net
Index Base Currency	EUR
Index Rebalance Frequency	Quarterly

Source: Index Provider

Further information on Xtrackers

DWS Investments UK Limited
21 Moorfields
London EC2Y 9DB
United Kingdom

Hotline: +44 (0)20 7547 1747
Website: www.Xtrackers.com
E-Mail: Xtrackers@dws.com

Additional Information

A Glossary of Terms is available at Xtrackers.com.

ETF performance is shown on NAV basis, net of fees and index replication costs. ETF performance includes reinvested dividends. Index performance is calculated on a total return basis. On restructuring event dates, index values are re-based to match the index level of the previous index. Volatility is calculated since launch of the share class.

Disclaimer

This document is intended for information purposes only and does not create any legally binding obligations on the part of DWS Group GmbH & Co. KGaA and/or its affiliates (DWS). This document has been prepared without consideration of the investment needs, objectives or financial circumstances of any investor. Without limitation, this document does not constitute an offer, an invitation to offer or a recommendation to enter into any transaction. Before making an investment decision, investors need to consider, with or without the assistance of an investment adviser, whether the investments and strategies described or provided by DWS are appropriate in light of their particular investment needs, objectives and financial circumstances. Information in this document has been obtained or derived from sources believed to be reliable and current. However, accuracy or completeness of the sources cannot be guaranteed. This document is not directed to, or intended for distribution to or use by, any person or entity who is a citizen or resident of or located in any locality, state, country or other jurisdiction, including the United States, where such distribution, publication, availability or use would be contrary to law or regulation or which would subject DWS to any registration or licensing requirement within such jurisdiction not currently met within such jurisdiction. Persons into whose possession this document may come are required to inform themselves of, and to observe, such restrictions. Xtrackers is an undertaking for collective investment in transferable securities (UCITS) in accordance with the applicable laws and regulations and set up as open-ended investment company with variable capital and segregated liability amongst its respective compartments. Investors must buy and must usually sell shares in Xtrackers UCITS ETFs on a secondary market with the assistance of an intermediary (e.g. a stockbroker) and may incur fees for doing so. In addition, investors may pay more than the current net asset value when buying shares and may receive less than the current net asset value when selling them. Before making any investment decision, investors should refer to the Risk Factors in the Prospectus and Key Investor Information Document. Tax treatment of the Xtrackers UCITS ETFs depends on the individual circumstances of each investor. Xtrackers is incorporated in the Grand Duchy of Luxembourg, is registered with the Luxembourg Trade and Companies' Register under number B-119.899 and has its registered office at 49, avenue J.F. Kennedy, L-1855 Luxembourg. DWS Investment S.A. acts as the management company of Xtrackers. The Investment Company may decide to terminate the arrangements made for the marketing of this fund. Any investment decision in relation to a fund should be based solely on the latest version of the prospectus, the audited annual and, if more recent, un-audited semi-annual reports and the Key Investor Information Document (KIID), all of which are available in English upon request to DWS Investment S.A., 2, Boulevard Konrad Adenauer, L-1115 Luxembourg or on www.Xtrackers.com. A summary of investor rights is available at www.etf.dws.com under "About Us – How to Complain?".

PAST PERFORMANCE DOES NOT PREDICT FUTURE RETURNS.

© DWS Investments UK Limited, 2024. Authorised and regulated by the Financial Conduct Authority.

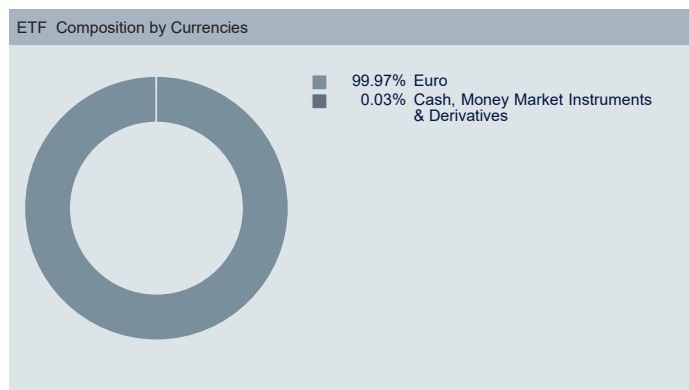
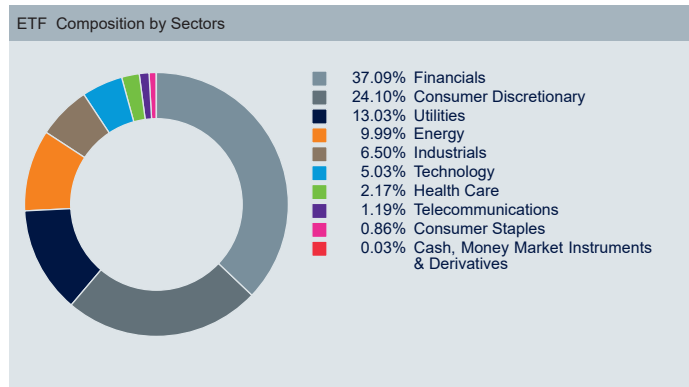
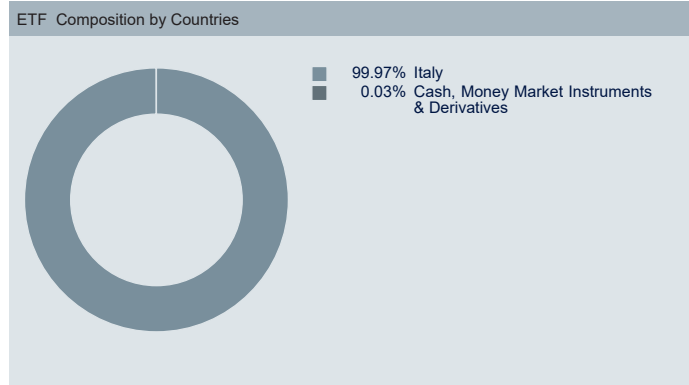
Index Disclaimer

All rights in the FTSE MIB Index (the "Index") vest in FTSE International Limited ("FTSE"). "FTSE®" is a trade mark of the London Stock Exchange Group companies and is used by FTSE under licence. The Xtrackers FTSE MIB UCITS ETF (the "ETF") has been developed solely by Deutsche Bank Asset Management. The Index is calculated by FTSE or its agent. FTSE and its licensors are not connected to and do not sponsor, advise, recommend, endorse or promote the ETF and do not accept any liability whatsoever to any person arising out of (a) the use of, reliance on or any error in the Index or (b) investment in or operation of the ETF. FTSE makes no claim, prediction, warranty or representation either as to the results to be obtained from the ETF or the suitability of the Index for the purpose to which it is being put by Deutsche Bank Asset Management.

FTSE MIB UCITS ETF

Source: DWS

Figures may not always add up to 100.00% due to rounding



THINK ETF. THINK X.