

S-class units

Contact us 020 7399 0399 ram@rathbones.com

Rathbone Global Opportunities Fund

Investment objective

We aim to deliver a greater total return than the Investment Association (IA) Global Sector, after fees, over any five-year period. Total return means the return we receive from the value of our investments increasing (capital growth) plus the income we receive from our investments (dividend payments). We use the IA Global sector as a target for our fund's return because we aim to achieve a better return than the average of funds that are similar to ours.

We compare our asset allocation to the FTSE World Index to give you an indication of how our fund is positioned against the global stock market.

Investment strategy

This is a stock-picking fund, which means we invest in a small number of global stocks. We search developed countries for innovative and scalable businesses that are growing fast and shaking up their industries.

To be successful, we believe businesses have to offer something that others can't match - a star quality. They must be easy to understand, different to their competitors, durable to change and difficult to imitate. Companies must have a plan to grow rapidly without running out of money or overstretching their resources. Our speciality is spotting these businesses before they are household names.

We buy companies of all sizes, but our sweet spot is mid-sized growth companies in developed markets. We avoid investing in companies listed in emerging markets.

We avoid investing in businesses which have previously performed poorly, preferring those with an unblemished past. We don't invest in unpredictable sectors with poor growth prospects. To reduce risk, we hold a defensive bucket of companies with slow and steady growth that should be less sensitive to the economy.

Fund facts

Manager
Rathbones Asset Management Limited
Trustee
NatWest Trustee and Depositary Services
Date launched/launch price
09 May 2001/50p (fund)
07 January 2019/100p (unit class)
Size of fund
Mid-market: £3,877.53m
Unit price
Accumulation (Acc): 200.92p
Historical distribution yield
0.61%
Total no. of holdings
54
Initial charge
None
MiFID II charges
Ongoing charges figure (OCF) as at 31.07.2023
0.51%
Transaction costs
0.06%
Total MiFID II charges*
0.57%
Minimum initial investment
Manager's discretion
Minimum additional investments
£500

10 largest holdings

Data as at 29.02.24	%
Nvidia	3.84
Microsoft	2.89
Costco	2.83
Intuit	2.49
ASML	2.47
Martin Marietta Materials	2.34
Visa	2.32
Linde	2.27
Amphenol	2.27
Hermes International	2.26

Dealing/valuation

Forward daily: 9.00am-5.00pm
Valuation point: 12.00 midday
Dealing/valuation: 0330 123 3810
Information line: 020 7399 0399

Fund codes

Sedol (Acc): BH0P2M9
ISIN (Acc): GB00BH0P2M97

Distributions per unit

Acc Only	Ex div	Payment
Interim	01 Aug	30 Sep
Final	01 Feb	31 Mar
Year end 31 January		

Product availability

For Investment Advisers, third party availability – all major platforms.

For more information, please see our 'Fund Centre' page on the 'How to Invest' section of our website rathbonesam.com

Fund ratings

ELITE RATED
by FundCalibre.com



Management



James Thomson
Lead Fund Manager


James has been at Rathbones for more than 20 years and has been the lead manager on the Global Opportunities fund since 2003. He is an executive director of Rathbones' fund management business. He was educated in the United States, originally hails from Bermuda and still rides a scooter to work.



Sammy Dow
Fund Manager

Sammy co-manages the fund along with James. He joined Rathbones in July 2014 from JP Morgan Cazenove, where he worked for 14 years in Pan-European Equity Sales providing both primary and secondary advice to Hedge Funds, Institutional and Private clients.

Awards

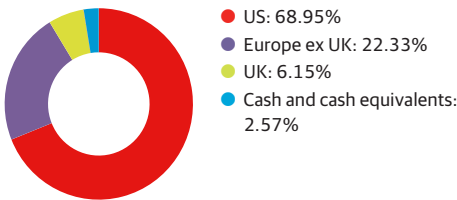


Manager ratings



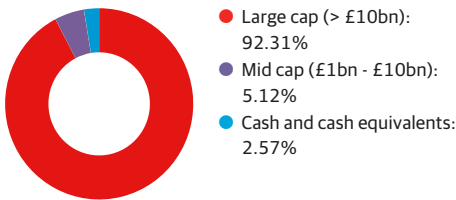
Geographical split

Data as at 29.02.24



Capitalisation split

Data as at 29.02.24



You should know

Important information

Copies of the Prospectus, the Key Investor Information Document (KIID), the Supplementary Information Document (SID), and application forms may be obtained, free of charge, from Rathbones Asset Management Limited.

Emerging markets are volatile and may suffer from liquidity problems. Changes in rates of exchange between currencies may cause the value of investments to decrease or increase.

Details of tax levels and reliefs may change in the future. The value of any tax relief depends on individual circumstances. If you have doubts about your tax position, or the suitability of this investment, you should seek professional advice.

To meet the investment objective, the fund may also invest, at the Manager's discretion, in other transferable securities, money market instruments, warrants, cash and near cash, deposits and units in collective investment schemes. Use may be made of stocklending, borrowing, cash holdings, hedging and other investment techniques permitted by the FCA Rules.

The annual management charge and other income expenses are paid out of the fund's income.

Information notes

If you require clarity on any of the terms used in this factsheet then please refer to our Supplementary Information Document for further explanation.

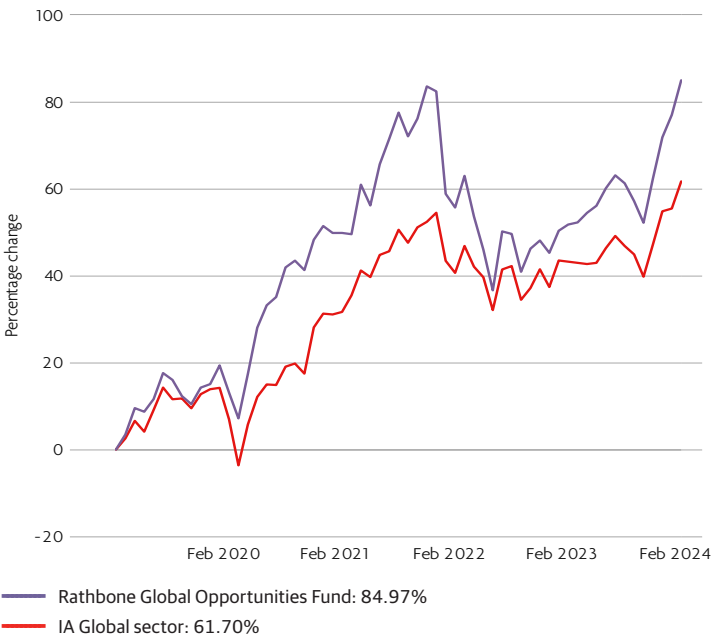
^The ongoing charges figure (OCF) includes the Annual Management Charge and all appropriate costs that may be deducted from the fund's assets, in line with current regulatory and industry guidance. Where appropriate, the OCF may include a synthetic element relating to the costs incurred in underlying collective investment undertakings, where permitted by the Prospectus. The OCF is included in the Annual or Interim report and are calculated biannually.

Source performance data FE fundinfo, price performance based upon bid to bid prior to 21.01.19 and single price (mid) thereafter. This is net of expenses and tax. Data using prices as at 29.02.2024. S-class units/shares were launched on 07 January 2019. Performance is a combination of S-class units and I-class units (where S-class was unavailable). *Alpha, Beta and Volatility statistics given on a 5 year rolling basis. Alpha and Beta are calculated using the FTSE World (GBP) Index as the benchmark. Alpha, Beta and Volatility shown is annualised standard deviation of monthly returns. **Turnover is calculated on a 1 year rolling basis.

©2024 Morningstar. All rights reserved. The Morningstar Analyst Rating™ is subjective in nature and reflects Morningstar's current expectations of future events/behaviour as they relate to a particular fund. Because such events/behaviour may turn out to be different than expected, Morningstar does not guarantee that a fund will perform in line with its Morningstar Analyst Rating. Likewise, the Morningstar Analyst Rating should not be seen as any sort of guarantee or assessment of the creditworthiness of a fund or of its underlying securities and should not be used as the sole basis for making any investment decision.

Rathbones Asset Management has achieved a Bronze Rating in the Equity – Global Blend sector by Citywire for their rolling risk-adjusted performance, across all management teams in the sector, over the period 31.12.2016 - 31.12.2023.

S-class fund performance over 5 years



29 February 19 to 29 February 24, UK basic rate in UK Sterling, percentage change. Price performance based upon bid to bid prior to 21.01.19 and single price (mid) thereafter

Sector breakdown

Data as at 29.02.24	%
Technology	16.77
Telecommunications	1.03
Health care	9.92
Financials	14.52
Real estate	4.42
Consumer discretionary	22.57
Consumer staples	8.92
Industrials	14.79
Basic materials	2.27
Energy	0.00
Utilities	2.22
Cash and cash equivalents	2.57

S-class fund performance

Data as at 29.02.24	1 year	3 years	5 years
Rathbone Global Opportunities Fund	21.87%	23.44%	84.97%
IA Global sector	12.89%	22.81%	61.70%
Quartile rank	1	3	1

Discrete performance, to previous quarter. 12 months ending:	Dec 23	Dec 22	Dec 21	Dec 20	Dec 19
Rathbone Global Opportunities Fund	18.30%	-20.37%	20.46%	31.61%	26.28%
IA Global sector	12.68%	-11.06%	17.68%	15.27%	21.92%

	Alpha*	Beta*	Volatility*	Turnover**
Rathbone Global Opportunities Fund	1.18	0.94	15.04%	12.81%
IA Global sector	-1.97	0.95	12.99%	

S-class units launched on 7 January 2019.
Data using prices as at 29.02.2024. Price performance based upon bid to bid prior to 21.01.19 and single price (mid) thereafter.
Past performance should not be seen as an indication of future performance. The value of investments and the income from them may go down as well as up and you may not get back your original investment.

Authorised and regulated by the Financial Conduct Authority

A member of the Investment Association (IA)

A member of the Rathbones Group. Registered No. 02376568