

Z Income GBP | Data as at 30.04.2024

### Fund objectives and investment policy

The Fund aims to provide income and capital growth in excess of the FTSE All Share (Gross Total Return) Index (after fees have been deducted) over a three to five year period by investing in equity and equity related securities of UK companies. The Fund also aims to deliver an income of 5% per year, although this is not guaranteed and could change depending on market conditions.

Above is the Investment Objective of the fund. For details on the full fund's Investment Policy please see the KIID.

Relevant risks associated with an investment in this fund are shown below and should be carefully considered before making any investment. Past Performance is not a guide to future performance and may not be repeated. The value of investments and the income from them may go down as well as up and investors may not get back the amounts originally invested. Exchange rate changes may cause the value of investments to fall as well as rise. Performance data does not take into account any commissions and costs, if any, charged when units or shares of any fund, as applicable, are issued and redeemed.

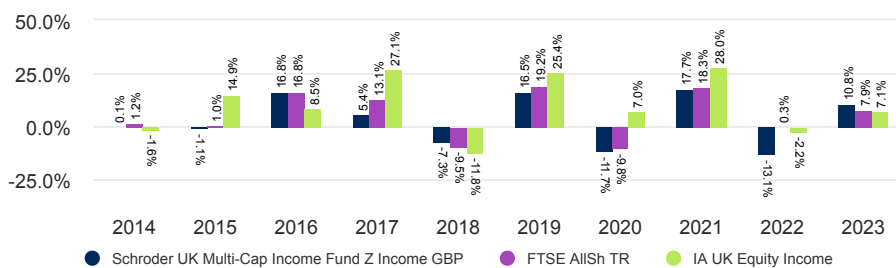
### Share class performance (%)

Cumulative performance	1 month	3 months	YTD	1 year	3 years	5 years	10 years
Share class (Net)	2.7	5.7	5.1	13.1	4.1	11.9	35.6
Target	2.5	7.5	6.1	7.5	23.9	30.1	75.8
Comparator	2.7	6.8	5.2	8.2	20.6	67.4	155.4

Discrete yearly performance (%)	Apr 14 - Apr 15	Apr 15 - Apr 16	Apr 16 - Apr 17	Apr 17 - Apr 18	Apr 18 - Apr 19	Apr 19 - Apr 20	Apr 20 - Apr 21	Apr 21 - Apr 22	Apr 22 - Apr 23	Apr 23 - Apr 24
Share class (Net)	4.6	-4.8	16.3	4.7	-0.1	-19.4	33.4	-3.3	-4.8	13.1
Target	7.5	-5.7	20.1	8.2	2.6	-16.7	25.9	8.7	6.0	7.5
Comparator	3.1	5.8	25.0	13.7	-1.5	-11.6	56.9	8.9	2.4	8.2

Calendar year performance	2014	2015	2016	2017	2018	2019	2020	2021	2022	2023
Share class (Net)	0.1	-1.1	16.8	5.4	-7.3	16.5	-11.7	17.7	-13.1	10.8
Target	1.2	1.0	16.8	13.1	-9.5	19.2	-9.8	18.3	0.3	7.9
Comparator	-1.6	14.9	8.5	27.1	-11.8	25.4	7.0	28.0	-2.2	7.1

### Performance over 10 years (%)



Please see the Benchmark section under Important information for more details.

### Ratings and accreditation



Please refer to the Source and ratings information section for details on the icons shown above.

### Fund facts

Fund manager	Duncan Green Graham Ashby
Managed fund since	06.09.2021 ; 06.09.2021
Fund management company	Schroder Unit Trusts Limited
Domicile	United Kingdom
Fund launch date	22.05.2002
Share class launch date	02.04.2012
Fund base currency	GBP
Share class currency	GBP
Fund size (Million)	GBP 34.47
Number of Holdings	69
Target	FTSE AllShare TR
Comparator	IA UK Equity Income
Unit NAV	GBP 1.0130
Dealing frequency	Daily
Distribution frequency	Semi-Annually

### Fees & expenses

Ongoing charge	0.76%
Redemption fee	0.00%

### Purchase details

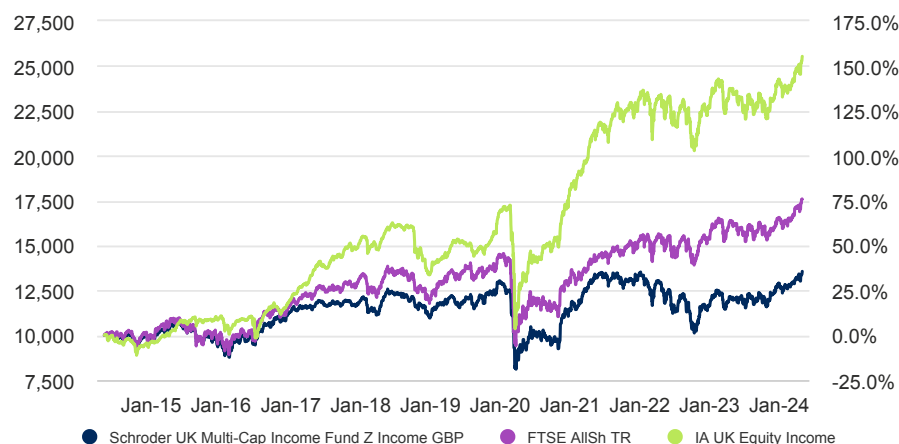
Minimum initial subscription	GBP 25,000
------------------------------	------------

### Codes

ISIN	GB00B6Y7N654
Bloomberg	CAZUUXI LN
SEDOL	B6Y7N65

Z Income GBP | Data as at 30.04.2024

### 10 year return of GBP 10,000



The chart is for illustrative purposes only and does not reflect an actual return on any investment.

Returns are calculated bid to bid (which means performance does not include the effect of any initial charges), net income reinvested, net of fees.

### Risk considerations

**Capital erosion:** As a result of fees being charged to capital, the distributable income of the fund may be higher, but there is the potential that performance or capital value may be eroded.

**Concentration risk:** The fund may be concentrated in a limited number of geographical regions, industry sectors, markets and/or individual positions. This may result in large changes in the value of the fund, both up or down.

**Counterparty risk:** The fund may have contractual agreements with counterparties. If a counterparty is unable to fulfil their obligations, the sum that they owe to the fund may be lost in part or in whole.

**Currency risk:** The fund may lose value as a result of movements in foreign exchange rates, otherwise known as currency rates.

**Derivatives risk:** Derivatives, which are financial instruments deriving their value from an underlying asset, may be used to manage the portfolio efficiently. The fund may also materially invest in derivatives including using short selling and leverage techniques with the aim of making a return. A derivative may not perform as expected, may create losses greater than the cost of the derivative and may result in losses to the fund.

**Higher volatility risk:** The price of this fund may be volatile as it may take higher risks in search of higher rewards, meaning the price may go up and down to a greater extent.

**IBOR risk:** The transition of the financial markets away from the use of interbank offered rates (IBORs) to alternative reference interest rates may impact the valuation of certain holdings and disrupt liquidity in certain instruments. This may impact the investment performance of the fund.

**Investments in other collective investment schemes:** The fund will invest mainly in other collective investment schemes.

**Liquidity risk:** In difficult market conditions, the fund may not be able to sell a security for full value or at all. This could affect performance and could cause the fund to defer or suspend redemptions of its shares, meaning investors may not be able to have immediate access to their holdings.

**Market risk:** The value of investments can go up and down and an investor may not get back the amount initially invested.

**Multi-Manager risk:** The fund allocates capital to multiple strategies managed by separate portfolio managers who will not coordinate investment decisions, which may result in either concentrated or offsetting risk exposures.

**Operational risk:** Operational processes, including those related to the safekeeping of assets, may fail. This may result in losses to the fund.

**Performance risk:** Investment objectives express an intended result but there is no guarantee that such a result will be achieved. Depending on market conditions and the macro economic environment, investment objectives may become more difficult to achieve.

### Synthetic risk & reward indicator (SRRI)

**LOWER RISK** Potentially lower reward **HIGHER RISK** Potentially higher reward



The risk category was calculated using historical performance data and may not be a reliable indicator of the fund's future risk profile. The fund's risk category is not guaranteed to remain fixed. Please see the Key Investor Information Document for more information.

### Risk statistics & financial ratios

	Fund	Target
<b>Annual volatility (%) (3y)</b>	14.5	10.8
<b>Alpha (%) (3y)</b>	-6.4	-
<b>Beta (3y)</b>	1.2	-
<b>Sharpe ratio (3y)</b>	-0.0	0.5
<b>Information ratio (3y)</b>	-0.9	-
<b>Dividend Yield (%)</b>	4.5	-
<b>Price to book</b>	2.1	-
<b>Price to earnings</b>	12.5	-

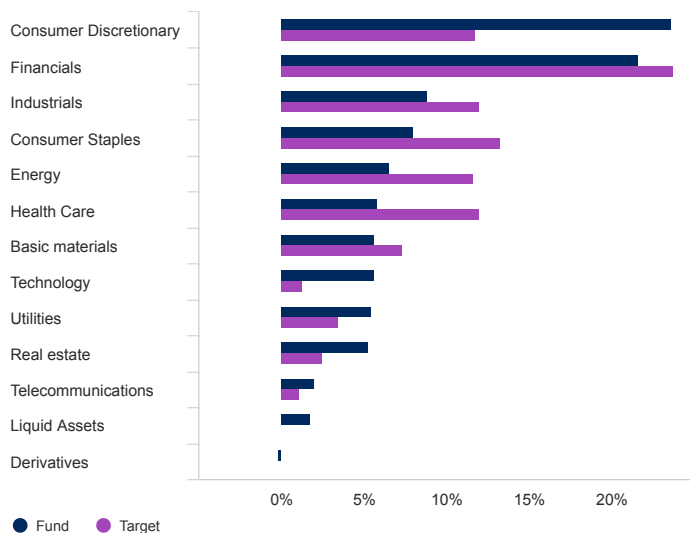
Source: Morningstar. The above ratios are based on bid to bid price based performance data. These financial ratios refer to the average of the equity holdings contained in the fund's portfolio and in the benchmark (if mentioned) respectively.

Z Income GBP | Data as at 30.04.2024

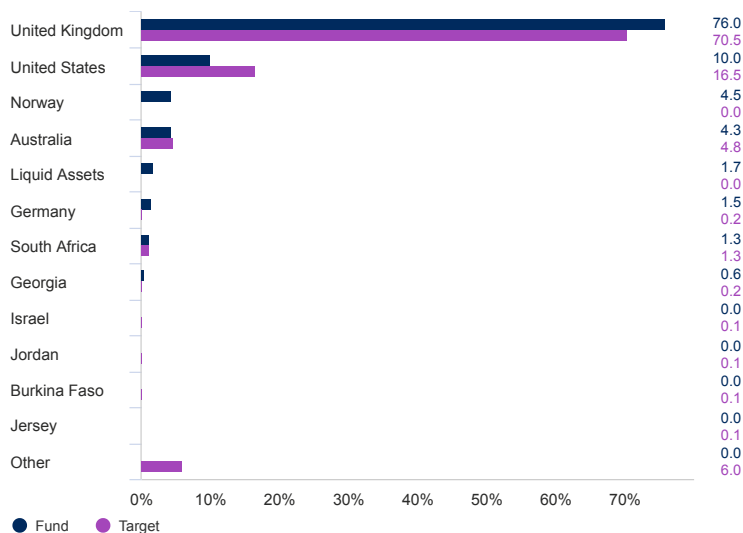
### Asset allocation

Target refers to the Benchmark listed in the Fund facts section and described under the Share class performance section on page 1.

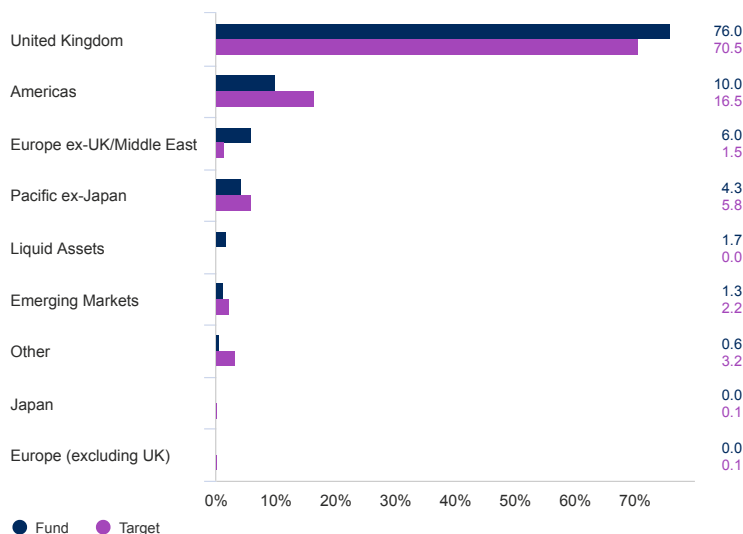
#### Sector (%)



#### Geographical breakdown (%)



#### Region (%)



#### Top 10 holdings (%)

Holding name	%
HSBC Holdings PLC	5.7
Unilever PLC	4.6
3i Group PLC	4.5
GSK PLC	4.4
Rio Tinto PLC	4.3
RELX PLC	4.0
Shell PLC	4.0
Softcat PLC	3.3
Legal & General Group PLC	3.2
Games Workshop Group PLC	3.0

Source: Schroders. Top holdings and asset allocation are at fund level.

### Contact information

Schroder Unit Trusts Limited  
1 London Wall Place  
London  
United Kingdom  
EC2Y 5AU  
Tel: 0800 718 777  
Fax: 0870 043 4080

For your security, communications may be taped or monitored.

Z Income GBP | Data as at 30.04.2024

### Information relating to changes in fund manager, investment objective, benchmark and corporate action information

Please note that the fund's investment objective, policy and benchmarks were changed on 6 September 2021. The past performance in the above table is based on the fund's benchmarks (Target benchmark: FTSE All Share (Total Return) Index . Comparator benchmark: Investment Association UK All Companies sector average) in place prior to this date. Going forward, this table will show past performance from this date based on the new benchmarks (Target benchmark: FTSE All Share (Gross Total Return) Index. Comparator benchmark: Investment Association UK Equity Income sector average return) Joe Le Jéhan replaced Marcus Brookes as Co Fund Manager for this fund on 01.05.2019. On 24.03.2014, the Fund, previously named Cazenove Multi-Manager UK Growth Fund, changed its name to Schroders Multi-Manager UK Growth Fund. On 06.09.2021 Schroder MM UK Growth Fund changed its name to Schroder UK Multi-Cap Income Fund.

#### Benchmarks: (If applicable)

Some performance differences between the fund and the benchmark may arise because the fund performance is calculated at a different valuation point from the benchmark. The target benchmark has been selected because it is representative of the type of investments in which the fund is likely to invest, and it is, therefore, an appropriate target in relation to the return that the fund aims to provide. The comparator benchmark has been selected because the investment manager believes that the benchmark is a suitable comparison for performance purposes given the fund's investment objective and policy. The investment manager invests on a discretionary basis and there are no restrictions on the extent to which the fund's portfolio and performance may deviate from the benchmark. The investment manager will invest in companies or sectors not included in the benchmark in order to take advantage of specific investment opportunities.

### Source and ratings information

Source of all performance data, unless otherwise stated: Morningstar, bid to bid, net income reinvested, net of fees.

**Morningstar Rating:** © Morningstar 2024. All Rights Reserved. The information contained herein: (1) is proprietary to Morningstar and/or its content providers; (2) may not be copied or distributed; and (3) is not warranted to be accurate, complete or timely. Neither Morningstar nor its content providers are responsible for any damages or losses arising from any use of this information. Past performance is no guarantee of future results.

### Important information

#### Costs:

Certain costs associated with your investment in the fund may be incurred in a different currency to that of your investment. These costs may increase or decrease as a result of currency and exchange rate fluctuations.

If a performance fee is applicable to this fund, details of the performance fee model and its computation methodology can be found in the fund's prospectus. This includes a description of the performance fee calculation methodology, the dates on which the performance fee is paid and details of how the performance fee is calculated in relation to the fund's performance fee benchmark, which may differ from the benchmark in the fund's investment objective or investment policy.

For further information regarding the costs and charges associated with your investment, please consult the funds' offering documents and annual report.

#### General:

The fund is an authorised unit trust.

A Key Investor Information Document and Supplementary Information Document are available. These can be requested via our website at [www.Schroders.co.uk](http://www.Schroders.co.uk) or call one of our Investor Services Team on 0800 182 2399 for a printed version. For investors' security, telephone calls to Schroder Unit Trusts Limited may be recorded. Nothing in this factsheet should be construed as advice and is therefore not a recommendation to buy or sell units. The data contained in this document has been sourced by Schroders and should be independently verified before further publication or use. Issued by Schroder Unit Trusts Limited, 1 London Wall Place, London EC2Y 5AU. Registered No.4191730 England. Authorised and regulated by the Financial Conduct Authority. Schroders has expressed its own views and these may change. FTSE index: LSEG is the administrator of certain indices and benchmarks as detailed at <https://www.lseg.com/en/ftse-russell/benchmarks>. No other information provided, displayed or contained in any LSEG service is made available for use as a benchmark, whether in relation to a financial instrument, financial contract or to measure the performance of an investment fund, or otherwise in a way that would require the relevant information to be administered by a benchmark administrator pursuant to the Benchmarks Regulation (the "Prohibited Use"). LSEG does not grant rights for you to access or use such information for the Prohibited Use and you may breach the Benchmarks Regulation and/or any contract with LSEG if you do. In the event that you identify the Prohibited Use of information by any person, you must promptly notify LSEG and provide such details as we may reasonably request to ensure the cessation of the Prohibited Use, where appropriate. Notwithstanding the foregoing, where you have entered into a direct license with a third-party provider which permits the Prohibited Use with respect to such third party provider's information, you are solely responsible for compliance with Benchmarks Regulation and LSEG shall have no liability or responsibility for any loss or damages that arise from or in connection with the Prohibited Use. LSEG and its affiliates do not warrant that any information is provided in compliance with the Benchmarks Regulation and accept no liability and have no responsibility for any loss or damages that arise from or in connection with the Prohibited Use of the information. "Benchmarks Regulation" means, in respect of the EEA, EU Regulation 2016/1011, in respect of UK, UK benchmarks regulation and in respect of another country, the equivalent legislation. If you are in any doubt about the meaning of the Prohibited Use or your obligations under the Benchmarks Regulation, you should seek professional advice