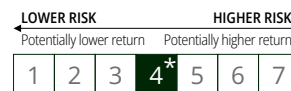


CARMIGNAC PORTFOLIO PATRIMOINE

LUXEMBOURG SICAV SUB-FUND

Recommended
minimum investment
horizon:

3 YEARS



LU0992627611

Monthly Factsheet - 31/10/2023

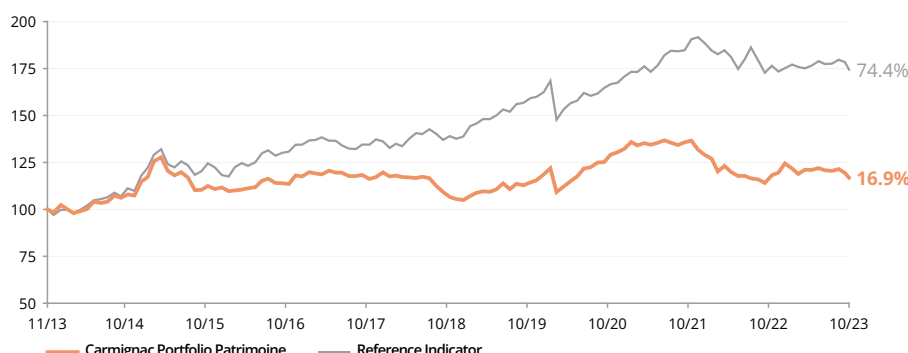
INVESTMENT OBJECTIVE

A mixed fund tapping into three performance drivers: international bonds, international equities and currencies. At least 40% of its assets are invested in fixed income products and money market instruments at all times. Its flexible allocation aims to mitigate capital fluctuation while seeking sources of return. The Fund aims to outperform its reference indicator over 3 years.

PERFORMANCE

Past performance is not necessarily indicative of future performance. Performances are net of fees (excluding possible entrance fees charged by the distributor).

FUND PERFORMANCE VS. REFERENCE INDICATOR SINCE LAUNCH (Basis 100 - Net of fees)



CUMULATIVE AND ANNUALIZED PERFORMANCE (as of 31/10/2023 - Net of fees)

	Cumulative Performance (%)				Annualised Performance (%)		
	1 Year	3 Years	5 Years	Since 15/11/2013	3 Years	5 Years	Since 15/11/2013
F EUR Acc	1.8	-4.9	8.8	16.9	-1.7	1.7	1.6
Reference Indicator	-1.0	8.6	26.0	74.4	2.8	4.7	5.7
Category Average	0.7	1.9	6.5	20.3	0.6	1.3	1.9
Ranking (Quartile)	2	4	2	3	4	2	3

Source: Morningstar for the category average and quartiles.

STATISTICS (%)

	3 Years	5 Years	Launch
Fund Volatility	7.2	7.8	7.8
Indicator Volatility	6.7	8.0	8.1
Sharpe Ratio	-0.2	0.3	0.2
Beta	0.7	0.7	0.7
Alpha	-0.1	-0.0	-0.0

Calculation : Weekly basis

VAR

Fund VaR	4.5%
Indicator VaR	5.7%

PERFORMANCE CONTRIBUTION

Equity Portfolio	-0.5%
Bond Portfolio	0.1%
Equity Derivatives	-0.3%
Bond Derivatives	-0.1%
Currency Derivatives	-0.5%
Mutual Fund	-0.1%
Total	-1.5%

Gross monthly performance



G. Rigeade



D. Older



E. Ben Zimra



C. M.

KEY FIGURES

Equity Investment Rate	36.3%
Net Equity Exposure	23.2%
Modified Duration	3.3
Yield to Maturity	6.3%
Average Rating	BBB+
Average Coupon	3.4%
Number of Bond Issuers	113
Number of Bonds	202
Active Share	86.4%

PROFILE

FUND

Domicile: Luxembourg
Fund Type: UCITS
Legal Form: SICAV
SICAV Name: Carmignac Portfolio
Fiscal Year End: 31/12
Subscription/Redemption: Daily
Order Placement Cut-Off Time: Before 15:00 (CET/CEST)
Fund Inception Date: 15/11/2013
Fund AUM: 1288M€ / 1362M\$⁽¹⁾

SHARE

Dividend Policy: Accumulation
Date of 1st NAV: 15/11/2013
Base Currency: EUR
Morningstar Category™: EUR Moderate Allocation - Global

FUND MANAGER(S)

Guillaume Rigeade since 20/09/2023
David Older since 14/09/2018
Eliezer Ben Zimra since 20/09/2023
Christophe Moulin since 20/09/2023
Jacques Hirsch since 20/09/2023

REFERENCE INDICATOR⁽²⁾

40% MSCI AC WORLD (USD, Reinvested Net Dividends) + 40% ICE BofA Global Government Index (USD, Coupons reinvested) + 20% ESTER capitalized. Quarterly Rebalanced.

* For the share class Carmignac Portfolio Patrimoine. Risk Scale from the KID (Key Information Document). Risk 1 does not mean a risk-free investment. This indicator may change over time. (1) Exchange Rate EUR/USD as of 31/10/2023. (2) Until 31/12/2012, the reference indicators' equity indices were calculated ex-dividend. Since 01/01/2013, they have been calculated with net dividends reinvested. Until 31 December 2020, the bond index was the FTSE Citigroup WGBI All Maturities Eur. Until 31/12/2021, the reference indicator was 50% MSCI AC World NR (USD), 50% ICE BofA Global Government Index. Performances are presented using the chaining method.

CARMIGNAC PORTFOLIO PATRIMOINE

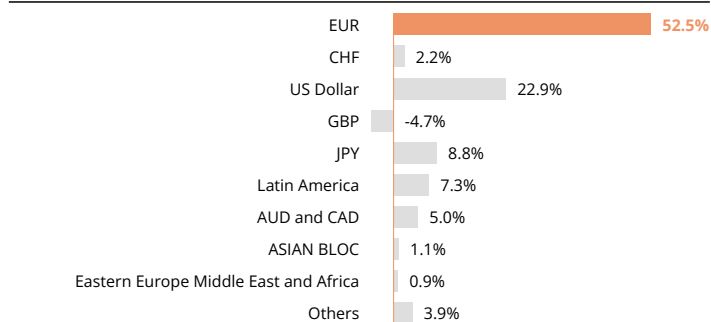
ASSET ALLOCATION

Equities	36.4%
Developed Countries	33.5%
North America	24.6%
Asia-Pacific	0.8%
Europe	8.1%
Emerging Markets	2.8%
Asia	2.8%
Bonds	50.0%
Developed Countries Government Bonds	16.9%
Emerging Markets Government Bonds	3.2%
Developed Countries Corporate Bonds	17.1%
Emerging Markets Corporate Bonds	7.3%
ABS	5.5%
Money Market	7.7%
Cash, Cash Equivalents and Derivatives Operations	6.0%

TOP TEN HOLDINGS (EQUITY & BONDS)

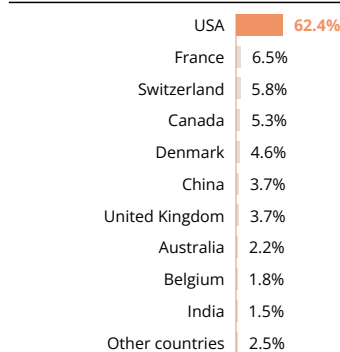
Name	Country	Sector / Rating	%
FRANCE 0.10% 01/03/2029	France	AA-	4.7%
ITALY 3.50% 15/01/2026	Italy	BBB	4.7%
ITALY 0.50% 01/02/2026	Italy	BBB	2.8%
ELI LILLY & CO	USA	Healthcare	2.6%
MICROSOFT CORP	USA	Information Technology	2.5%
UNITED STATES 0.12% 15/04/2026	USA	AAA	2.5%
AMAZON.COM INC	USA	Consumer Discretionary	2.4%
META PLATFORMS INC	USA	Communication Services	1.8%
ADVANCED MICRO DEVICES INC	USA	Information Technology	1.7%
NOVO NORDISK A/S	Denmark	Healthcare	1.7%
Total			27.4%

NET CURRENCY EXPOSURE OF THE FUND



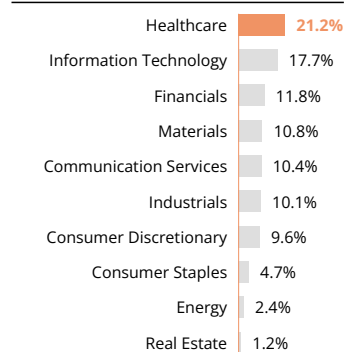
EQUITY COMPONENT

GEOGRAPHIC BREAKDOWN



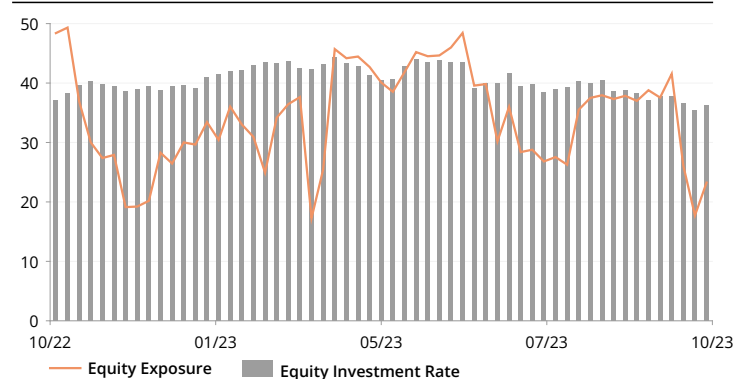
Rebased weights

SECTOR BREAKDOWN



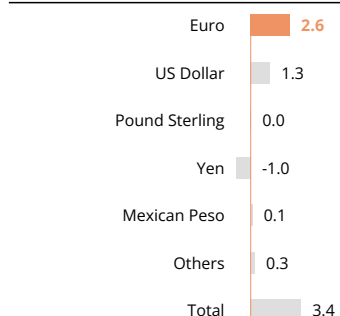
Rebased weights

EQUITY EXPOSURE - 1 YEAR HORIZON (% AUM) ⁽¹⁾

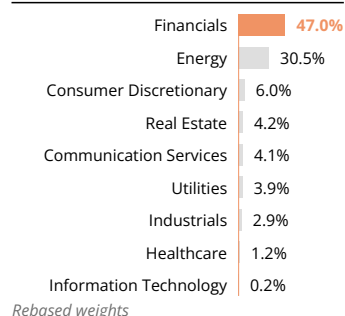


BOND COMPONENT

MODIFIED DURATION BY YIELD CURVE (IN BPS)

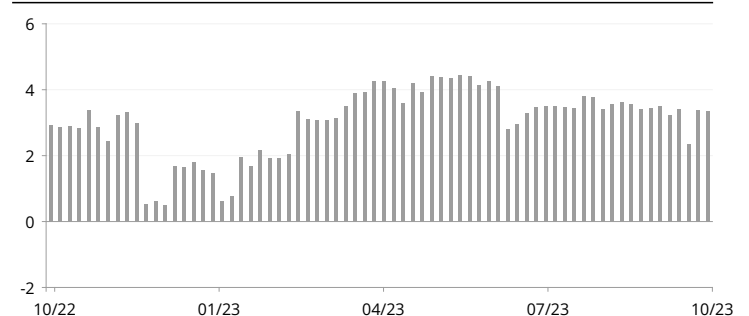


SECTOR BREAKDOWN



Rebased weights

MODIFIED DURATION - 1 YEAR PERIOD



MARKETING COMMUNICATION

Please refer to the KIID/KID/prospectus of the fund before making any final investment decisions. For more information please visit www.carmignac.co.uk

GLOSSARY

Alpha: Alpha measures the performance of a portfolio compared to its reference indicator. Negative alpha means the fund performed less well than its reference indicator (e.g. if the indicator increased by 10% in one year and the fund increased by only 6%, its alpha is -4). Positive alpha means the fund performed better than its reference indicator (e.g. if the indicator increased by 6% in one year and the fund increased by 10%, its alpha is 4).

Beta: Beta measures the relationship between the fluctuations of the net asset values of the fund and the fluctuations of the levels of its reference indicator. Beta of less than 1 indicates that the fund “cushions” the fluctuations of its index (beta = 0.6 means that the fund increases by 6% if the index increases by 10% and decreases by 6% if the index falls by 10%). Beta higher than 1 indicates that the fund “magnifies” the fluctuations of its reference indicator (beta = 1.4 means that the fund increases by 14% when the index increases by 10% but also decreases by 14% when the index decreases by 10%). Beta of less than 0 indicates that the fund reacts inversely to the fluctuations of its reference indicator (beta = -0.6 means that the fund falls by 6% when the index increases by 10% and vice versa).

Capitalisation: A company's stock market value at any given moment. It is obtained by multiplying the number of shares of a company by its stock exchange price.

Duration: A bond's duration is the period beyond which interest rate variations will no longer affect its return. The duration is like a discounted average lifetime of all flows (interest and capital).

FCP: Fonds commun de placement (French common fund).

High yield: A loan or bond rated below investment grade because of its higher default risk. The return on these securities is generally higher.

Investment grade: A loan or bond that rating agencies have rated AAA to BBB-, generally indicating relatively low default risk.

Investment/net exposure rate: The investment rate constitutes the volume of assets invested expressed as a percentage of the portfolio. Adding the impact of the derivatives to this investment rate results in the net exposure rate, which corresponds to the real percentage of asset exposure to a certain risk. Derivatives can be used to increase the underlying asset's exposure (stimulation) or reduce it (hedging).

Modified duration: A bond's modified duration measures the risk attached to a given change in the interest rate. Modified duration of +2 means that for an instantaneous 1% rate increase, the portfolio's value would drop by 2%.

Net asset value: Price of all units (in an FCP) or shares (in a SICAV).

Rating: The rating measures the creditworthiness of a borrower (bond issuer).

Sharpe ratio: The Sharpe ratio measures the excess return over the risk-free rate divided by the standard deviation of this return. It thus shows the marginal return per unit of risk. When it is positive, the higher the Sharpe ratio, the more risk-taking is rewarded. A negative Sharpe ratio does not necessarily mean that the portfolio posted a negative performance, but rather that it performed worse than a risk-free investment.

SICAV: Société d'Investissement à Capital Variable (Open-ended investment company with variable capital)

VaR: Value at Risk (VaR) represents an investor's maximum potential loss on the value of a financial asset portfolio, based on a holding period (20 days) and confidence interval (99%). This potential loss is expressed as a percentage of the portfolio's total assets. It is calculated on the basis of a sample of historical data (over a two-year period).

Volatility: Range of price variation of a security, fund, market or index, which enables the measurement of risk over a given period. It is determined using the standard deviation obtained by calculating the square root of the variance. The variance is obtained by calculating the average deviation from the mean, which is then squared. The greater the volatility, the greater the risk.

Yield to Maturity: Yield to Maturity corresponds to the concept of actuarial yield. It is, at the time of calculation, the estimated rate of return offered by a bond in the event it is held until maturity by the investor. Note that the yield shown does not take into account the FX carry and fees and expenses of the Fund.

CHARACTERISTICS

Share Class	Date of 1st NAV	Bloomberg	ISIN	SEDOL	CUSIP	WKN	Management Fee	Ongoing Charge ⁽¹⁾	Performance fee	Maximum Subscription Fee ⁽²⁾	Minimum Initial Subscription ⁽³⁾	Single Year Performance (%)				
												31.10.22-31.10.23	29.10.21-31.10.22	30.10.20-29.10.21	31.10.19-30.10.20	31.10.18-31.10.19
F EUR Acc	15/11/2013	CARPFEE LX	LU0992627611	BGP6TC9	L1455N658	A1XA41	Max. 0.85%	1.15%	Yes	4%	—	1.8	-15.6	10.7	8.2	5.7
F CHF Acc Hdg	15/11/2013	CARPFCH LX	LU0992627702	BH89BD7	L1455N666	A116M6	Max. 0.85%	1.15%	Yes	—	—	-0.1	-15.9	10.3	7.8	5.2
F USD Acc Hdg	15/11/2013	CARPFUH LX	LU0992628346	BH89BF9	L1455N716	A116NW	Max. 0.85%	1.15%	Yes	—	—	3.7	-14.4	11.5	9.8	8.8
F GBP Acc	15/11/2013	CARPFGA LX	LU0992627884	BGP6TD0	L1455N674	A116MV	Max. 0.85%	1.15%	Yes	—	—	3.3	-14.2	3.7	13.0	2.8
F GBP Acc Hdg	15/11/2013	CARPFGL LX	LU0992627967	BGP6TG3	L1455N682	A116NK	Max. 0.85%	1.15%	Yes	—	—	2.8	-14.6	11.1	8.3	6.8
Income F EUR	31/12/2014	CPAFEM LX	LU1163533778	BYXLS4	L1504W154	A14QCB	Max. 0.85%	1.14%	Yes	4%	—	1.8	-15.6	10.7	8.2	5.7

Variable Management Charge: 20% of the outperformance once performance since the start of the year exceeds that of the reference indicator and if no past underperformance still needs to be offset. (1) Ongoing charges are based on the expenses for the last financial year ended. They may vary from year to year and do not include performance fees or transaction costs. (2) Entry charges paid to distributors. No redemption fees. (3) Please refer to the prospectus for the minimum subsequent subscription amounts. The prospectus is available on the website: www.carmignac.com.

MAIN RISKS OF THE FUND

EQUITY: The Fund may be affected by stock price variations, the scale of which is dependent on external factors, stock trading volumes or market capitalization.
INTEREST RATE: Interest rate risk results in a decline in the net asset value in the event of changes in interest rates. **CREDIT:** Credit risk is the risk that the issuer may default. **CURRENCY:** Currency risk is linked to exposure to a currency other than the Fund's valuation currency, either through direct investment or the use of forward financial instruments.

The Fund presents a risk of loss of capital.

IMPORTANT LEGAL INFORMATION

Source: Carmignac at 31/10/2023. Copyright: The data published in this presentation are the exclusive property of their owners, as mentioned on each page. From 01/01/2013 the equity index reference indicators are calculated net dividends reinvested. This document may not be reproduced, in whole or in part, without prior authorisation from the management company. This document does not constitute a subscription offer, nor does it constitute investment advice. Access to the Fund may be subject to restrictions with regard to certain persons or countries. The Fund is not registered in North America, in South America, in Asia nor is it registered in Japan. The Funds are registered in Singapore as restricted foreign scheme (for professional clients only). The Fund has not been registered under the US Securities Act of 1933. The Fund may not be offered or sold, directly or indirectly, for the benefit or on behalf of a U.S. person, according to the definition of the US Regulation S and/or FATCA. The Fund presents a risk of loss of capital. The risks and fees are described in the KID (Key Information Document). The Fund's prospectus, KIDs and annual reports are available at www.carmignac.com, or upon request to the Management Company. The KID must be made available to the subscriber prior to subscription. The Management Company can cease promotion in your country anytime. Investors have access to a summary of their rights in English on the following link at section 6: https://www.carmignac.com/en_US/article-page/regulatory-information-1788 - In Switzerland, the Fund's respective prospectuses, KIDs and annual reports are available at www.carmignac.ch, or through our representative in Switzerland, CACEIS (Switzerland) S.A., Route de Signy 35, CH-1260 Nyon. The paying agent is CACEIS Bank, Montrouge, Nyon Branch / Switzerland, Route de Signy 35, 1260 Nyon. - In the United Kingdom, the Funds' respective prospectuses, KIDs and annual reports are available at www.carmignac.co.uk, or upon request to the Management Company, or for the French Funds, at the offices of the Facilities Agent at BNP PARIBAS SECURITIES SERVICES, operating through its branch in London: 55 Moorgate, London EC2R. This material was prepared by Carmignac Gestion, Carmignac Gestion Luxembourg or Carmignac UK Ltd and is being distributed in the UK by Carmignac Gestion Luxembourg. Reference to certain securities and financial instruments is for illustrative purposes to highlight stocks that are or have been included in the portfolios of funds in the Carmignac range. This is not intended to promote direct investment in those instruments, nor does it constitute investment advice. The Management Company is not subject to prohibition on trading in these instruments prior to issuing any communication. The portfolios of Carmignac funds may change without previous notice. The decision to invest in the promoted fund should take into account all its characteristics or objectives as described in its prospectus.

CARMIGNAC GESTION, 24, place Vendôme - F-75001 Paris - Tél : (+33) 01 42 86 53 35

Investment management company approved by the AMF

Public limited company with share capital of € 13,500,000 - RCS Paris B 349 501 676

CARMIGNAC GESTION Luxembourg, - City Link - 7, rue de la Chapelle - L-1325 Luxembourg - Tel : (+352) 46 70 60 61

Subsidiary of Carmignac Gestion - Investment fund management company approved by the CSSF

Public limited company with share capital of € 23,000,000 - RCS Luxembourg B 67 549

MARKETING COMMUNICATION

Please refer to the KIID/KID/prospectus of the fund before making any final investment decisions. For more information please visit www.carmignac.co.uk