

abrdn MyFolio Enhanced ESG Index II Fund

Institutional B Fixed Acc

28 February 2026

Objective

To generate growth over the long term (5 years or more) while being managed to a defined level of risk. The fund is part of the MyFolio Enhanced ESG Index range, which offers five funds with different expected combinations of investment risk and return that adhere to the MyFolio Enhanced ESG assessment criteria. The fund is risk level II, which aims to be the second lowest risk fund in this range.

Risk Target: The defined level of risk referred to above that the management team is targeting is within the range of 35-55% of world stock markets (represented by the MSCI World Index), over 10 years. There is no certainty or promise that this target will be achieved. The Risk Target has been chosen as it represents a risk range which is appropriate for the fund.

Portfolio securities

- The fund will invest at least 80% in passively managed funds (which aim to replicate performance of a market index) and up to 20% in actively managed funds (which invest using manager discretion), including those managed by Aberdeen Investments, to obtain broad exposure to a range of diversified investments.
- Typically, at least 40% of the fund's assets will be the ones traditionally viewed as lower risk, such as cash, assets that can be turned into cash quickly, government bonds (which are like loans to governments that pay interest) and investment grade corporate bonds (which are like loans to companies that pay interest and are typically regarded as having a low default risk).
- The rest of the fund will be invested in a selection of other assets. These will include assets such as equities (company shares) including property shares, high yield corporate bonds (which are like loans to a companies that pay a high rate of interest but have a lower credit rating than investment grade bonds) and emerging market bonds (which are like loans to companies or governments that pay a rate of interest, invested in regions including Eastern Europe, Asia, Africa, Latin America and the Middle East).
- At least 60% of the fund's portfolio will have sustainability characteristics, which means the fund will invest at least 60% in funds which have explicit sustainability related targets, such as improved environmental, social and/or governance (ESG) outcomes or positive sustainability related contributions assessed in accordance with the MyFolio Enhanced ESG assessment criteria (the "Assessment Criteria") which can be found in the prospectus.
- The fund may also invest in funds that apply ESG or sustainability criteria but do not set any specific sustainability related targets, or funds which have no specific ESG or sustainability criteria within their investment objective or process. These investments are used to provide diversification and deliver growth, or for cash management purposes.

Performance



Cumulative and annualised performance

	1 month	6 months	Year to date	1 year	3 years (p.a.)	5 years (p.a.)
Fund (net) (%)	2.97	8.22	3.92	12.26	8.80	n/a

Discrete annual returns - year to 28/2

	2026	2025	2024	2023	2022
Fund (net) (%)	12.26	8.00	6.26	n/a	n/a

Performance Data: Share Class B Fixed Acc

Source: Aberdeen. Basis: Total Return, NAV to NAV, UK Net/Gross Income Reinvested.

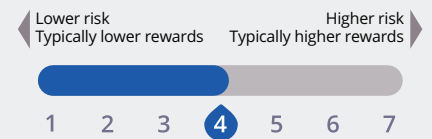
"Fund (Net)" refers to the actual unit price performance of the shareclass shown; "Fund(Gross)" adds back charges such as the annual management charge to present performance on the same basis as the performance target / performance comparator / portfolio constraining benchmark. These figures do not include the initial charge; if this is paid it will reduce performance from that shown. The performance comparator for this fund was removed on 3 May 2024.

Past performance is not a guide to future returns and future returns are not guaranteed.

Key facts

Fund manager(s)	Justin Jones & Daniel Reynolds
Fund managers start date	30 June 2022
Fund launch date	30 June 2022
Share class launch date	30 June 2022
Authorised corporate director (ACD)	abrdn Fund Managers Limited
Fund size	£36.2m
Number of holdings	18
Fund historic yield ¹	1.89%
Distribution frequency	Annual
Entry charge (up to) ²	0.00%
Annual management charge	0.30%
Ongoing charge figure ³	0.30%
Minimum initial investment	GBP 500,000,000
Fund type	OEIC
Valuation point	12:00 (UK time)
Base currency	GBP
Sedol	BMXNWQ9
ISIN	GB00BMXNWQ97
Bloomberg	ABDSIB LN
Citicode	UDOE
Domicile	United Kingdom

Risk and reward profile



This indicator reflects the volatility of the fund's share price. See the relevant UCITS Key Investor Information Document (KIID) or PRIIPs Key Information Document (KID) for details

Key risks

- The value of investments and the income from them can fall and investors may get back less than the amount invested.
- The fund invests in securities which are subject to the risk that the issuer may default on interest or capital payments.
- The fund price can go up or down daily for a variety of reasons including changes in interest rates, inflation expectations or the perceived credit quality of individual countries or securities.
- The fund invests in equity and equity related securities. These are sensitive to variations in the stock markets which can be volatile and change substantially in short periods of time.
- Applying ESG and sustainability criteria in the investment process may result in the exclusion of securities within the fund's benchmark or universe of potential investments. The interpretation of ESG and sustainability criteria is subjective meaning that the fund may invest in companies which similar funds do not (and thus perform differently) and which do not align with the personal views of any individual investor.

Investor Services
0345 113 69 66

www.aberdeeninvestments.com

Management process

- The management team (the "Team") use their discretion (active management) to select funds within each asset class and ensure that the strategic asset allocation (long-term proportions in each asset class) meets the fund's objectives and policy.
- The Team will review and analyse the underlying funds and their investments to assess alignment with the Assessment Criteria. The Team will also meet with the fund managers to discuss the underlying fund's philosophy.
- The Team will only invest in funds that have a firm level active engagement and voting policy.
- Additionally, the Team assesses all underlying funds against a set of exclusions. For companies, these are related to the UN Global Compact, Controversial Weapons, Tobacco Production and Thermal Coal, whilst for government bonds, these are related to UN sanctions. More details around the screens can be found in the Assessment Criteria in the prospectus.
- No more than 1% of the overall fund can be exposed to underlying fund holdings in breach of these exclusions at any one time.
- Please note that the number contained in the fund name is not related to the SRRI contained in the Key Investor Information document (NURS-KII).






Top Ten Holdings

abrdn Evolve American Equity Index Fund X2 Acc	12.8
iShares Green Bond Index Fund D GBP Hgd	12.6
abrdn Evolve UK Equity Index Fund X2 Acc	10.6
iShares ESG Screened Global Corporate Bond Index Fund D Dist GBP Hedged	7.7
iShares ESG Sterling Corp Bond D INC	7.5
abrdn Global Inflation-Linked Bond Tracker Fund X Acc	6.8
abrdn Evolve Asia Pacific ex-Japan Equity Index X Acc	5.2
abrdn Evolve European Equity Index Fund X Acc GBP	5.2
Vontobel Fund - TwentyFour Sustainable Short Term Bond Income	4.4
abrdn Responsible Global High Yield Bond Fund Z Acc Hedged GBP	4.0
Assets in top ten holdings	76.8

Source : Aberdeen 28/02/2026

Figures may not always sum to 100 due to rounding.

Composition by asset (%)

US Equities	12.8	
Global Government Bonds	12.6	
UK Equities	10.6	
Global Corporate Bonds	9.6	
Sterling Corporate Bonds	7.5	
Global Index Linked Bonds	6.8	
Asia Pacific Equities	5.2	
European Equities	5.2	
Other	29.9	

- (f) The fund invests in emerging market equities and / or bonds. Investing in emerging markets involves a greater risk of loss than investing in more developed markets due to, among other factors, greater political, tax, economic, foreign exchange, liquidity and regulatory risks.
- (g) The fund may hold money-market instruments, the value of which may be subject to adverse movements in extreme market conditions.
- (h) The use of derivatives carries the risk of reduced liquidity, substantial loss and increased volatility in adverse market conditions, such as a failure amongst market participants. The use of derivatives may result in the fund being leveraged (where market exposure and thus the potential for loss by the fund exceeds the amount it has invested) and in these market conditions the effect of leverage will be to magnify losses.
- (i) The fund invests in high yielding bonds which carry a greater risk of default than those with lower yields.

Derivative usage

- The fund will routinely use derivatives to reduce risk, reduce cost and/or generate additional income or growth consistent with the risk profile of the fund.
- Derivatives are linked to the value of other assets. In other words, they derive their price from one or more underlying asset.
- Derivatives include instruments used to express asset allocations reflecting expected changes in interest rates, companies share prices, inflation, currencies or creditworthiness (debt repayment ability) of corporations or governments.
- The fund may also invest in other funds which may use derivatives extensively although these investments shall be in line with fund's overall risk profile.
- Derivatives are exempt from the Assessment Criteria.

To help you understand this fund and for a full explanation of risks and the overall risk profile of this fund and the shareclasses within it, please refer to the Key Investor Information Documents and Prospectus which are available on our website www.abrdeninvestments.com The Prospectus also contains a glossary of key terms used in this document.

¹The Historic Yield as at 31/01/2026 reflects distributions declared over the past twelve months as a percentage of the mid-market share price, as at the date shown. It does not include any preliminary charge and investors may be subject to tax on their distributions.

²These are the maximum charges that we might take out of your money before it is invested. In some cases, the charges may be less and you should speak to your financial advisor about this.

³The Ongoing Charge Figure (OCF), is the overall cost shown as a percentage of the value of the assets of the fund. It is made up of the Annual Management Charge (AMC) of 0.30% and other charges. It does not include any initial charges or the cost of buying and selling stocks for the fund. The Ongoing Charges figure can help you compare the annual operating expenses of different funds.

The fund is a sub-fund of abrdn OEIC III, an authorised open-ended investment company (OEIC).

The information contained in this document should not be considered as an offer, solicitation or investment recommendation to deal in the shares of any securities or financial instruments. It is not intended for distribution or use by any person or entity who is a citizen or resident of or located in any jurisdiction where such distribution, publication or use would be prohibited.

Nothing herein constitutes investment, legal, tax or other advice and is not to be relied upon in making an investment or other decision. No recommendation is made, positive or otherwise, regarding individual securities mentioned. This is not an invitation to subscribe for shares in the fund and is by way of information only.

Subscriptions will only be received and shares issued on the basis of the current Prospectus, relevant Key Investor Information Document (KIID) and Supplementary Information Document (SID) for the fund. These can be obtained free of charge from abrdn Fund Managers Limited, PO Box 9029, Chelmsford, CM99 2WJ or available on www.abrdeninvestments.com.

Any data contained herein which is attributed to a third party ("Third Party Data") is the property of (a) third party supplier(s) (the "Owner") and is licensed for use by Aberdeen*. Third Party Data may not be copied or distributed. Third Party Data is provided "as is" and is not warranted to be accurate, complete or timely. To the extent permitted by applicable law, none of the Owner, Aberdeen* or any other third party (including any third party involved in providing and/or compiling Third Party Data) shall have any liability for Third Party Data or for any use made of Third Party Data. Neither the Owner nor any other third party sponsors, endorses or promotes the fund or product to which Third Party Data relates.

* Aberdeen means the relevant member of the Aberdeen Group, being Aberdeen Group plc together with its subsidiaries, subsidiary undertakings and associated companies (whether direct or indirect) from time to time.

The MSCI information may only be used for your internal use, may not be reproduced or disseminated in any form and may not be used as a basis for or a component of any financial instruments or products or indices. None of the MSCI information is intended to constitute investment advice or a recommendation to make (or refrain from making) any kind of investment decision and may not be relied on as such. Historical data and analysis, should not be taken as an indication or guarantee of any future performance analysis forecast or prediction. The MSCI information is provided on an "as is" basis and the user of this information assumes the entire risk of any use made of this information. MSCI, each of its affiliates and each other person involved in or related to compiling, computing or creating any MSCI information (collectively, the "MSCI" Parties) expressly disclaims all warranties (including without limitation, any warranties of originality, accuracy, completeness, timeliness, non-infringement, merchantability and fitness for a particular purpose) with respect to this information. Without limiting any of the foregoing, in no event shall any MSCI Party have any liability for any direct, indirect, special, incidental, punitive, consequential (including, without limitation, lost profits) or any other damages (www.msci.com).

FTSE International Limited ("FTSE") © FTSE 2026. "FTSE®" is a trade mark of the London Stock Exchange Group companies and is used by FTSE International Limited under license. All Rights in the FTSE indices and / or FTSE ratings vest in FTSE and/or its licensors. Neither FTSE nor its licensors accept any liability for the errors or omissions in the FTSE indices and / or FTSE ratings or underlying data. No further distribution of FTSE Data is permitted without FTSE's express written consent.

United Kingdom (UK): Issued by abrdn Fund Managers Limited, registered in England and Wales (740118) at 280 Bishopsgate, London EC2M 4AG. Authorised and regulated by the Financial Conduct Authority in the UK.