



Artemis European Select Fund

Class I accumulation units, GBP

MARKETING COMMUNICATION

157.11p

price at 31 Mar 2024

0.870%

ongoing charge

April 2024 (data as of 31 March 2024)

OBJECTIVE AND INVESTMENT POLICY

Objective

To grow capital over a five year period.

Investment policy

What the fund invests in

- 80% to 100% in company shares.
- Up to 20% in bonds, cash and near cash, other transferable securities, other funds (up to 10%) managed by Artemis and third party funds, money market instruments, and derivatives.

Use of derivatives

The fund may use derivatives:

- for investment purpose to achieve the fund objective, including by taking long and short positions
- to produce additional income or growth
- for efficient portfolio management purposes to reduce risk and manage the fund efficiently

Where the fund invests

- At least 80% in Europe (excluding the United Kingdom).
- Up to 20% in other countries.

Industries the fund invests in

- Any

Other limitations specific to this fund

- None

Investment strategy

- The fund is actively managed.
- The manager pursues a fundamental equity strategy with the following investment process:
 - Bottom-up research and financial analysis is conducted to assess business models, prospective returns and risk
 - The manager has a long-term investment horizon when assessing companies
 - The manager focuses on businesses with competitive advantages (conditions or circumstances that put a company in a superior business position relative to its peers) that are expected to continue into the future
 - Opportunistic investments may be made in companies that are in recovery, need re-financing or are suffering from investor indifference (also known as 'special situations') and turnarounds
 - Engagement with management teams on capital allocation and governance
- The end result is a concentrated portfolio, typically 30-60 holdings, depending on opportunity set and the manager's conviction.

Benchmarks

- FTSE World Europe ex UK TR
A widely-used indicator of the performance of European stockmarkets, in which the fund invests. It acts as a 'comparator benchmark' against which the fund's performance can be compared. Management of the fund is not restricted by this benchmark.
- IA Europe Excluding UK NR
A group of other asset managers' funds that invest in similar asset types as this fund, collated by the Investment Association. It acts as a 'comparator benchmark' against which the fund's performance can be compared. Management of the fund is not restricted by this benchmark.

For the latest fund and market

commentaries, visit

www.artemisfunds.com/insights,

and for any important changes

to y(our) funds, visit

www.artemisfunds.com/fund-changes.



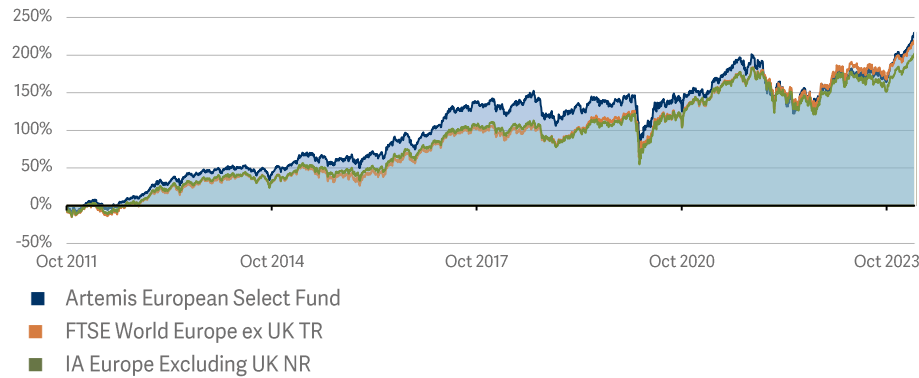
PERFORMANCE

Past performance is not a guide to the future

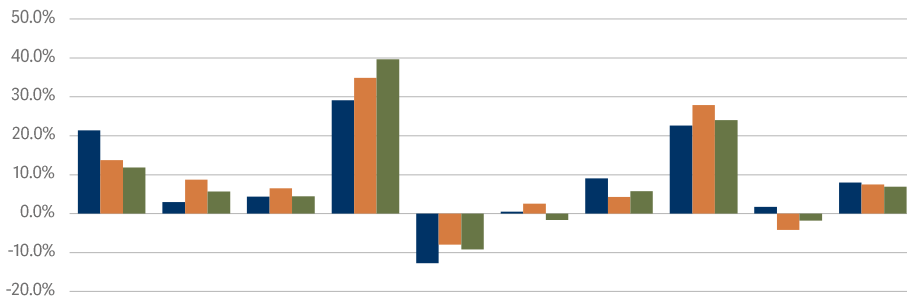
CUMULATIVE PERFORMANCE

	Since launch	10 yrs	5 yrs	3 yrs	1 yr	6 mo	3 mo	1 mo
Artemis European Select Fund	230.4%	117.1%	47.0%	30.4%	21.4%	20.8%	8.7%	5.4%
FTSE World Europe ex UK TR	219.8%	130.4%	63.6%	31.8%	13.8%	14.9%	6.9%	3.7%
IA Europe Excluding UK NR	201.8%	112.3%	56.7%	23.5%	11.9%	14.6%	6.1%	3.3%
Position in sector	22/67	42/76	71/95	30/100	5/106	11/106	18/106	5/106
Quartile	2	3	3	2	1	1	1	1

PERCENTAGE GROWTH

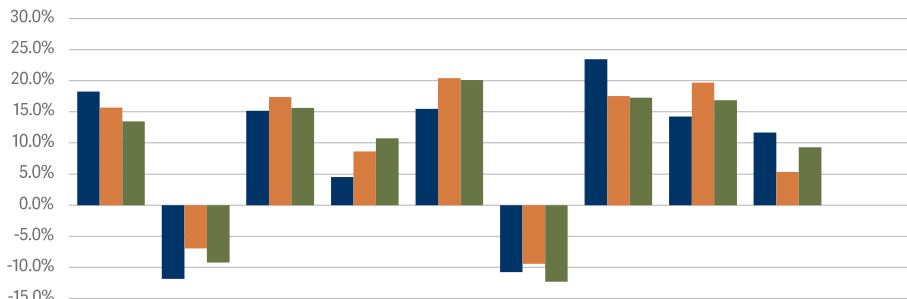


12 MONTHS TO QUARTER END (31 MARCH)



	2024	2023	2022	2021	2020	2019	2018	2017	2016	2015
Artemis European Select Fund	21.4%	3.0%	4.3%	29.2%	-12.7%	0.5%	9.1%	22.7%	1.7%	8.0%
FTSE World Europe ex UK TR	13.8%	8.7%	6.5%	34.9%	-8.0%	2.6%	4.3%	27.9%	-4.2%	7.5%
IA Europe Excluding UK NR	11.9%	5.7%	4.5%	39.7%	-9.2%	-1.7%	5.8%	24.0%	-1.8%	6.9%

12 MONTHS TO YEAR END (31 DECEMBER)

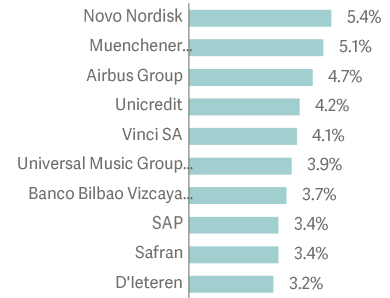


	2023	2022	2021	2020	2019	2018	2017	2016	2015	2014
Artemis European Select Fund	18.2%	-11.9%	15.2%	4.5%	15.5%	-10.8%	23.5%	14.3%	11.7%	n/a
FTSE World Europe ex UK TR	15.7%	-7.0%	17.4%	8.6%	20.4%	-9.5%	17.5%	19.7%	5.3%	n/a
IA Europe Excluding UK NR	13.5%	-9.2%	15.7%	10.7%	20.1%	-12.3%	17.3%	16.8%	9.3%	n/a

Source: Lipper Limited from 28 October 2011 to 31 March 2024. All figures show total returns with dividends and/or income reinvested, net of all charges. Performance does not take account of any costs incurred when investors buy or sell the fund. Returns may vary as a result of currency fluctuations if the investor's currency is different to that of the class. This class may have charges or a hedging approach different from those in the IA sector benchmark.

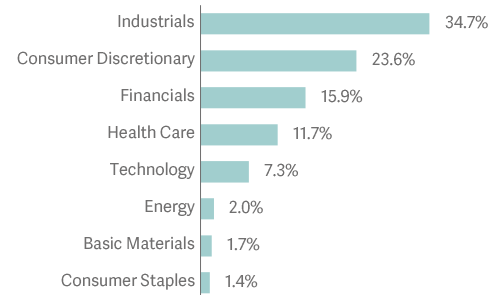
COMPOSITION

TOP 10 HOLDINGS



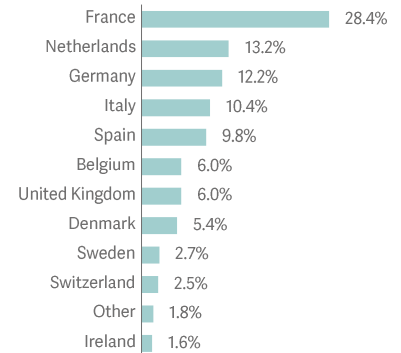
Source: Artemis as at 31 March 2024.

MARKET SECTOR SPLIT



Source: Artemis as at 31 March 2024. Figures may not add up to 100% due to rounding and the cash holding.

ASSET ALLOCATION BY COUNTRY



Source: Artemis as at 31 March 2024. Figures may not add up to 100% due to rounding.

RISK CONSIDERATIONS

To ensure you understand whether this fund is suitable for you, please read the Key Investor Information which is available, along with the fund's Prospectus, from www.artemisfunds.com or www.fundinfo.com.

The fund is exposed to the following risks:

Market volatility risk	The value of the fund and any income from it can fall or rise because of movements in stockmarkets, currencies and interest rates, each of which can move irrationally and be affected unpredictably by diverse factors, including political and economic events.
Currency risk	The fund's assets may be priced in currencies other than the fund base currency. Changes in currency exchange rates can therefore affect the fund's value.
Concentration risk	The fund may have investments concentrated in a limited number of holdings. This can be more risky than holding a wider range of investments.
Derivatives risk	The fund may invest in derivatives with the aim of profiting from falling ('shorting') as well as rising prices. Should the asset's value vary in an unexpected way, the fund value will reduce.
Smaller companies risk	Investing in small and medium-sized companies can involve more risk than investing in larger, more established companies. Shares in smaller companies may not be as easy to sell, which can cause difficulty in valuing those shares.
Leverage risk	The fund may operate with a significant amount of leverage. Leverage occurs when the economic exposure created by the use of derivatives is greater than the amount invested. A leveraged portfolio may result in large fluctuations in its value and therefore entails a high degree of risk including the risk that losses may be substantial.

OTHER INFORMATION

This is a marketing communication. Before making any final investment decisions, refer to the fund prospectus, available in English, and KIID/KID, available in English and in your local language depending on local country registration, from www.artemisfunds.com or www.fundinfo.com.

Investment in the fund concerns the acquisition of units in the fund and not in the underlying assets of the fund.

The fund is an authorised unit trust scheme. For further information, visit www.artemisfunds.com/unittrusts.

Visit www.artemisfunds.com/glossary for an explanation of investment terms.

Third parties (including FTSE and Morningstar) whose data may be included in this document do not accept any liability for errors or omissions. For information, visit www.artemisfunds.com/third-party-data.

Artemis has obtained any research and analysis in this communication for its own use. Although this communication is based on sources of information that Artemis believes to be reliable, no guarantee is given as to its accuracy or completeness.

Any forward-looking statements are based on Artemis' current expectations and projections and are subject to change without notice.

Issued by Artemis Fund Managers Ltd which is authorised and regulated by the Financial Conduct Authority.

Please note that on 31 October 2023 the name of the fund changed from Artemis European Sustainable Growth Fund to Artemis European Select Fund.

FUND DATA

INVESTMENT TEAM



Kartik Kumar

Co-manager,
since January
2023



**Veronica Perez-
Campanero
Antolin**

Co-manager,
since March
2022

KEY FACTS

Fund type	Unit trust
Asset class	Equity
Focus	Capital growth
Regional focus	Europe
SEDOL	B6WFCR5
ISIN	GB00B6WFCR53
Fund launch date	28 October 2011
Class launch date	28 October 2011
Class launch price	47.98p
Class currency	GBP
Valuation point	12:00
Year end	30 April
Accumulation date	30 June
Fund size	£52.2m

Source: Artemis as at 31 March 2024.

PRICE AND YIELD(S)

Price	157.11p
Historic yield	0.08%

Source: Artemis as at 31 March 2024.


The historic yield reflects distributions declared over the past 12 months as a percentage of the price, as at the date shown. It does not include any preliminary charge and investors may be subject to tax on their distributions.

CHARGES

Initial charge	0%
Ongoing charge	0.870%

The ongoing charge covers the annual operating expenses of running the fund and is shown as at the date of the Key Investor Information Document, where further information about the fund's charges can be found. Additional costs may be incurred, such as portfolio transaction costs and transfer taxes, which may reduce performance. For further information, visit www.artemisfunds.com/charges.

RISK AND REWARD PROFILE



The fund is in the category shown due to historic volatility (how much and how quickly the value of shares in the fund may have risen and fallen in the past due to movements in markets, currencies and interest rates). It may not be a reliable indication of the future risk profile of the fund.

