

abrdn UK Income Equity Fund

M Acc GBP



31 May 2024

Objective

To generate income and some capital over the long term (5 years or more) by investing in UK equities (company shares).

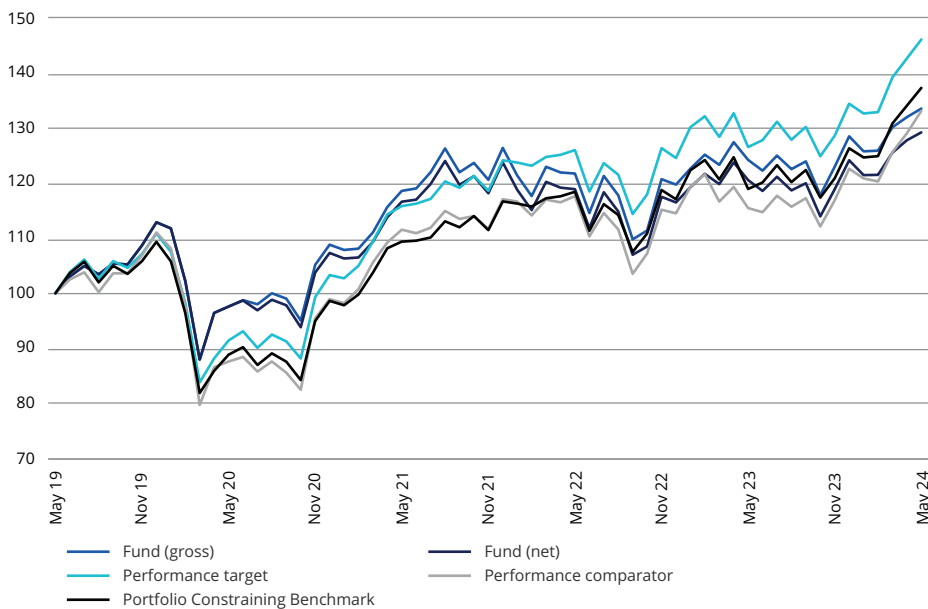
Performance Target: To deliver a yield greater than that of and achieve a return in excess of the FTSE All Share Index over a rolling five year period (before charges). There is no certainty or promise that the Performance Target will be achieved.

Performance Comparator: Investment Association UK Equity Income sector average. The FTSE All Share Index (the "Index") is a representative index of the UK stock market. The Investment Association UK Equity Income Sector (the "Sector") is a representative group of investment funds with a focus on UK equities with the aim of delivering a premium yield.

Portfolio securities

- The fund will invest at least 70% in UK equities.
- The fund may invest up to 20% in non-UK listed equities.
- The fund may also invest in other funds (including those managed by abrdn) cash, and assets that can be turned into cash quickly.

Performance



Cumulative and annualised performance

	1 month	6 months	Year to date	1 year	3 years (p.a.)	5 years (p.a.)
Fund (gross) (%)	1.18	9.06	4.38	8.68	4.42	n/a
Fund (net) (%)	1.12	8.69	4.08	7.89	3.69	5.40
Performance target (%)	2.41	13.59	8.68	15.44	8.05	7.88
Performance comparator (%)	3.15	13.89	8.57	15.29	6.07	5.89
Portfolio constraining benchmark (%)	2.41	13.59	8.68	15.44	7.88	6.55

Discrete annual returns - year to 31/5

	2024	2023	2022	2021	2020
Fund (gross) (%)	8.68	2.04	2.69	20.28	n/a
Fund (net) (%)	7.89	1.37	1.95	19.54	-2.40
Performance target (%)	15.44	0.44	8.78	26.71	-8.58
Performance comparator (%)	15.29	-1.84	5.46	27.35	-12.41
Portfolio constraining benchmark (%)	15.44	0.44	8.27	23.13	-11.16

Performance Data: Share Class M Acc.

Benchmark history: Performance target – FTSE All Share from 09/08/2021. FTSE All Share +3.00% from 11/04/1988 to 08/08/2021 Performance comparator – IA UK Equity Income Sector Average Portfolio constraining benchmark – FTSE All Share Source: Lipper. Basis: Total Return, NAV to NAV, UK Net Income Reinvested.


"Fund (Net)" refers to the actual unit price performance of the shareclass shown; "Fund(Gross)" adds back charges such as the annual management charge to present performance on the same basis as the performance target / performance comparator / portfolio constraining benchmark. These figures do not include the initial charge; if this is paid it will reduce performance from that shown.

Past performance is not a guide to future returns and future returns are not guaranteed.

Key facts

Fund manager(s)	Charles Luke
Fund managers start date	01 January 2016
Fund launch date	11 April 1988
Share class launch date	30 November 2018
Authorised corporate director (ACD)	abrdn Fund Managers Limited
Fund size	£538.3m
Number of holdings	55
Performance target	FTSE All Share
Portfolio constraining benchmark	FTSE All Share
Performance comparator	IA UK Equity Income Sector Average
Fund historic yield ¹	3.54%
Distribution frequency	Semi-Annual
Entry charge (up to) ²	0.00%
Annual management charge	0.75%
Ongoing charge figure ³	0.89%
Minimum initial investment	GBP 1,000,000
Fund type	OEIC
Valuation point	12:00 (UK time)
Base currency	GBP
Sedol	BGRLYK5
ISIN	GB00BGRLYK57
Bloomberg	ABUEIMA LN
Citicode	PLF7
Reuters	LP68522673
Domicile	United Kingdom

Risk and reward profile



This indicator reflects the volatility of the fund's share price. See the relevant UCITS Key Investor Information Document (KIID) or PRIIPs Key Information Document (KID) for details

Key risks

- The value of investments and the income from them can fall and investors may get back less than the amount invested.
- Equity Risk - The fund invests in equity and equity related securities. These are sensitive to variations in the stock markets which can be volatile and change substantially in short periods of time.
- Concentration Risk - A concentrated portfolio (whether by number of holdings, geographic location or sector) may be more volatile and less liquid than a diversified one.

Investor Services
0345 113 69 66

www.abrdn.com

Management process

- The management team use their discretion (active management) to maintain a diverse asset mix at sector and company level.
- Their primary focus is on selecting companies using research techniques to select individual holdings. The research process is focused on finding attractive high quality companies that can be held for the long term through the assessment of their business, the industry they operate in, their financial strength and the capability of their management team.
- Due to the active nature of the management process, the fund's performance profile may deviate significantly from that of the Index.











Top Ten Holdings

AstraZeneca PLC	5.7
Unilever PLC	5.2
RELX PLC	5.0
Diageo PLC	4.1
BP PLC	3.9
TotalEnergies SE	3.8
Intermediate Capital Group PLC	3.8
London Stock Exchange Group PLC	3.6
Experian PLC	3.1
National Grid PLC	2.7
Assets in top ten holdings	40.9

Source : abrdn 31/05/2024

Figures may not always sum to 100 due to rounding.

Sector (%)

Financials	21.0	
Industrials	17.4	
Consumer Staples	13.4	
Health Care	11.1	
Energy	8.6	
Consumer Discretionary	7.1	
Materials	7.0	
Information Technology	6.5	
Other	7.1	
Cash	0.8	

- (d) Smaller and Mid Cap Risk - The shares of small and mid-cap companies may be less liquid and more volatile than those of larger companies.
- (e) Derivatives Risk - The use of derivatives may involve additional liquidity, credit and counterparty risks. In some cases the risk of loss from derivatives may be increased where a small change in the value of the underlying investment may have a larger impact on the value of the derivative.
- (f) The use of derivatives carries the risk of reduced liquidity, substantial loss and increased volatility in adverse market conditions, such as a failure amongst market participants. The use of derivatives may result in the fund being leveraged (where market exposure and thus the potential for loss by the fund exceeds the amount it has invested) and in these market conditions the effect of leverage will be to magnify losses.

Risk stats

Alpha [^]	-2.49
Benchmark Volatility (SD) [^]	10.64
Beta [^]	1.03
Fund Volatility (SD) [^]	11.72
Information Ratio [^]	-0.59
R-Squared [^]	0.87
Sharpe Ratio [^]	0.19
Tracking Error [^]	4.26

Source : abrdn. [^] Three year annualised.

Derivative usage

- Derivatives are linked to the value of other assets. In other words, they derive their price from one or more underlying asset.
- Derivative usage in the fund is expected to be very limited. Where derivatives are used, this would mainly be to generate additional income or in response to significant inflows into the fund so that in these instances, cash can be invested while maintaining the fund's existing allocations to equities.

To help you understand this fund and for a full explanation of risks and the overall risk profile of this fund and the shareclasses within it, please refer to the Key Investor Information Documents and Prospectus which are available on our website www.abrdn.com The Prospectus also contains a glossary of key terms used in this document.

¹The Historic Yield as at 30/04/2024 reflects distributions declared over the past twelve months as a percentage of the mid-market share price, as at the date shown. It does not include any preliminary charge and investors may be subject to tax on their distributions. The fund charges 100% of the annual management charge to capital. This has the effect of increasing distributions for the year and constraining the fund's capital performance to an equivalent extent.

²These are the maximum charges that we might take out of your money before it is invested. In some cases, the charges may be less and you should speak to your financial advisor about this.

³The Ongoing Charge Figure (OCF), is the overall cost shown as a percentage of the value of the assets of the fund. It is made up of the Annual Management Charge (AMC) of 0.75% and other charges. It does not include any initial charges or the cost of buying and selling stocks for the fund. The Ongoing Charges figure can help you compare the annual operating expenses of different funds.

The fund is a sub-fund of abrdn OEIC I, an authorised open-ended investment company (OEIC).

The information contained in this document should not be considered as an offer, solicitation or investment recommendation to deal in the shares of any securities or financial instruments. It is not intended for distribution or use by any person or entity who is a citizen or resident of or located in any jurisdiction where such distribution, publication or use would be prohibited.

Nothing herein constitutes investment, legal, tax or other advice and is not to be relied upon in making an investment or other decision. No recommendation is made, positive or otherwise, regarding individual securities mentioned. This is not an invitation to subscribe for shares in the fund and is by way of information only.

Subscriptions will only be received and shares issued on the basis of the current Prospectus, relevant Key Investor Information Document (KIID) and Supplementary Information Document (SID) for the fund. These can be obtained free of charge from abrdn Fund Managers Limited, PO Box 9029, Chelmsford, CM99 2WJ or available on www.abrdn.com.

Any data contained herein which is attributed to a third party ("Third Party Data") is the property of (a) third party supplier(s) (the "Owner") and is licensed for use by abrdn*. Third Party Data may not be copied or distributed. Third Party Data is provided "as is" and is not warranted to be accurate, complete or timely. To the extent permitted by applicable law, none of the Owner, abrdn* or any other third party (including any third party involved in providing and/or compiling Third Party Data) shall have any liability for Third Party Data or for any use made of Third Party Data. Neither the Owner nor any other third party sponsors, endorses or promotes the fund or product to which Third Party Data relates.

* abrdn means the relevant member of abrdn group, being abrdn plc together with its subsidiaries, subsidiary undertakings and associated companies (whether direct or indirect) from time to time.

FTSE International Limited ("FTSE") © FTSE 2019. "FTSE®" is a trade mark of the London Stock Exchange Group companies and is used by FTSE International Limited under license. All Rights in the FTSE indices and / or FTSE ratings vest in FTSE and/or its licensors. Neither FTSE nor its licensors accept any liability for the errors or omissions in the FTSE indices and / or FTSE ratings or underlying data. No further distribution of FTSE Data is permitted without FTSE's express written consent.

United Kingdom (UK): Issued by abrdn Fund Managers Limited, registered in England and Wales (740118) at 280 Bishopsgate, London EC2M 4AG. Authorised and regulated by the Financial Conduct Authority in the UK.