

Legal & General Global 100 Index Trust

Unit Trust (UK UCITS compliant) I-Class GBP

Base currency: **GBP**

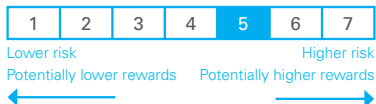
Domicile: **UK**



FUND AIM

The objective of the Fund is to track the performance of the S&P Global 100 Index, the "Benchmark Index" on a net total return basis before fees and expenses are applied. Fund performance may differ from the Benchmark Index due to the deduction of fees and expenses and the impact of any tracking error factors.

RISK AND REWARD PROFILE



The synthetic risk and reward indicator (SRRI) is based on the historic volatility of the fund's value and it may change in the future.

The fund is in category 5 because it invests in company shares which are sensitive to variations in the stock market. The value of company shares can change substantially over short periods of time.

For more information, please refer to the Key Risks section on page 3.

WHO IS THIS FUND FOR?

- This fund may be suitable for investors looking for growth by tracking the top 100 shares in companies of major importance across all geographical areas as represented by the index.
- Although investors can take their money out at any time, this fund may not be appropriate for those who plan to withdraw their money within five years.
- This fund is not designed for investors who cannot afford more than a minimal loss of their investment.
- If you do not understand this document we recommend you seek additional information to help you decide if this fund is right for you.

FUND FACTS

Fund size £1,825.7m	Fund launch date 4 Nov 2002
Historical yield 1.2%	

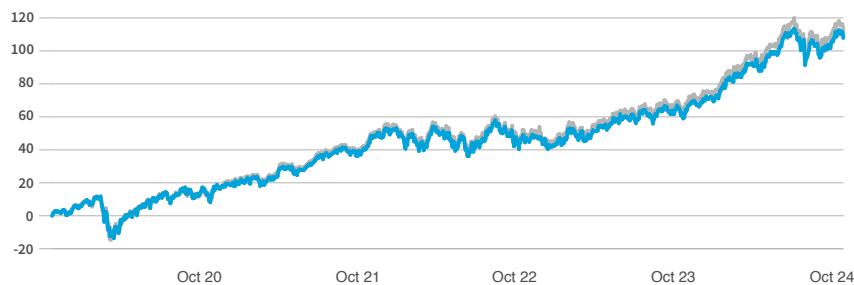
COSTS

Initial charge 0.00%	Ongoing charge 0.14%
Price basis Single swing	Dilution adjustment 0.112%- round trip

BENCHMARKS

Target benchmark
S&P Global 100 Index

PERFORMANCE (%)



	1 month	3 months	1 year	3 years	5 years
■ Fund	2.89	1.50	29.81	46.29	109.51
■ Index	2.59	1.15	29.85	46.22	114.28
Relative to Index	0.30	0.35	-0.04	0.07	-4.77

12 MONTH PERFORMANCE TO MOST RECENT QUARTER (%)

	2024	2023	2022	2021	2020
12 months to 30 September					
Fund	23.39	13.25	4.13	24.23	10.49
Index	25.18	14.78	3.69	23.91	10.95
Relative to Index	-1.79	-1.53	0.44	0.32	-0.46

Performance for the I Inc unit class in GBP, launched on 26 August 2005. Source: Lipper. Performance assumes all fund charges have been taken and that all income generated by the investments, after deduction of tax, remains in the fund. Please note, the benchmark is priced at the close whereas the fund is priced earlier. This can lead to artificially high tracking difference stated on the factsheet.

Past performance is not a guide to the future.

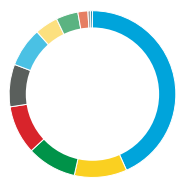
FUND SNAPSHOT

- **What does it invest in?** Invests in the shares of 100 companies of major importance across all geographical areas, as represented by the Index.
- **How does it invest?** Passively managed, aiming to replicate the performance of the Index.



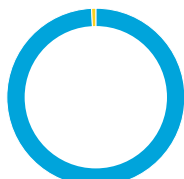
PORTFOLIO BREAKDOWN

All data sources are a combination of LGIM and the Fund Accountant unless otherwise stated. Totals may not sum to due to rounding. In order to minimise transaction costs, the Fund will not always own all the assets that constitute the index and on occasion it will own assets that are not in the index. The number of fund holdings can also differ from the index due to corporate events and proxy holdings.



SECTOR (%)

Information Technology	43.3
Health Care	10.2
Consumer Discretionary	9.6
Financials	9.4
Communication Services	8.2
Consumer Staples	7.6
Industrials	4.5
Energy	4.3
Materials	2.0
Utilities	0.5
Real Estate	0.4



MARKET CAPITALISATION (%)

Large	99.2
Mid	0.8



■ Top 10 holdings 56.8%
■ Rest of portfolio 43.2%

No. of holdings in fund 106
No. of holdings in index 102

TOP 10 HOLDINGS (%)

Apple	12.3
Nvidia	11.7
Microsoft	10.8
Amazon.com	6.2
Alphabet A	3.6
Alphabet C	3.0
Broadcom	2.8
Eli Lilly & Co	2.4
JPMorgan Chase & Co	2.3
Exxon Mobil	1.9

COUNTRY (%)

United States	81.2
United Kingdom	4.3
Switzerland	3.2
France	2.8
Germany	2.3
Japan	2.1
China	1.2
Netherlands	1.1
Korea	0.7
Other	1.1



INDEX FUND MANAGEMENT TEAM

The Index Fund Management team comprises 25 fund managers, supported by two analysts. Management oversight is provided by the Global Head of Index Funds. The team has average industry experience of 15 years, of which seven years has been at LGIM, and is focused on achieving the equally important objectives of close tracking and maximising returns.

Higher fund constituents vs. index constituents may be due to liquidity positions, derivatives, short term investments and fractional unit differences.

KEY RISKS

- The value of an investment and any income taken from it is not guaranteed and can go down as well as up; you may not get back the amount you originally invested.
- The fund could lose money if any institution providing services such as acting as counterparty to derivatives or other instruments, becomes unwilling or unable to meet its obligations to the fund.
- Derivatives are highly sensitive to changes in the value of the asset on which they are based and can increase the size of losses and gains.
- The fund may have underlying investments that are valued in currencies that are different from sterling (British pounds). Exchange rate fluctuations will impact the value of your investment. Currency hedging techniques may be applied to reduce this impact but may not entirely eliminate it.

For more information, please refer to the key investor information document on our website [↗](#)

LATEST DISTRIBUTION INFORMATION

For distributing unit classes, the latest payments are shown below. Please note that these payments are not guaranteed, are at the discretion of the manager and may be paid out of capital.

Type	Ex-div date	Pay date	Pence per unit
Interim	17 Jun 24	15 Aug 24	1.93p
Final	18 Dec 23	15 Feb 24	1.20p
Interim	16 Jun 23	15 Aug 23	2.15p
Final	16 Dec 22	15 Feb 23	1.38p



SPOTLIGHT ON LEGAL & GENERAL INVESTMENT MANAGEMENT

We are one of Europe’s largest asset managers and a major global investor, with assets under management of £1,122.2 billion (as at 30 June 2024). We work with a wide range of global clients, including pension schemes, sovereign wealth funds, fund distributors and retail investors.

Source: LGIM internal data as at 30 June 2024. The AUM disclosed aggregates the assets managed by LGIM in the UK, LGIMA in the US and LGIM Asia in Hong Kong (2018-2019 only). The AUM includes the value of securities and derivatives positions.

DEALING INFORMATION

Valuation frequency Daily, 3pm (UK time)

Dealing frequency Daily

Settlement period T+4

CODES

ISIN	I Acc	GB00B0CNH056
	I Inc	GB00B0CNGZ34

SEDOL	I Acc	B0CNH05
	I Inc	B0CNGZ3

Bloomberg	I Acc	LGGIDIA
	I Inc	LGG100I

TO FIND OUT MORE

Visit www.legalandgeneral.com

Call **0370 050 0955**

Email investments@landg.com

Lines are open Monday to Friday 9.00am to 5.00pm. We may record and monitor calls. Call charges will vary.

Important information

Copyright © 2024 Legal & General. This document is subject to copyright. Any unauthorised use is strictly prohibited. All rights are reserved. Issued by Legal & General (Unit Trust Managers) Limited as management company for this fund. Registered in England and Wales No. 01009418. Registered Office: One Coleman Street, London, EC2R 5AA. Authorised and Regulated by the Financial Conduct Authority No. 119273. We are members of the Investment Association. All features described in this fact sheet are those current at the time of publication and may be changed in the future. Nothing in this fact sheet should be construed as advice and it is therefore not a recommendation to buy or sell investments. If in doubt about the suitability of this product, you should seek professional advice. No investment decisions should be made without first reviewing the key investor information document of the Fund (“KIID”) which can be obtained from www.legalandgeneral.com. This fact sheet is only directed at investors resident in jurisdictions where this fund is registered for sale. It is not an offer or invitation to persons outside of those jurisdictions. We reserve the right to reject any applications from outside of such jurisdictions.

The S&P Global 100 Index is a product of S&P Dow Jones Indices LLC, a division of S&P Global, or its affiliates (“SPDJI”) and any associated third party licensors, and has been licensed for use by Legal & General Investment Management (“LGIM”). Standard & Poor’s® and S&P® are registered trademarks of Standard & Poor’s Financial Services LLC, a division of S&P Global (“S&P”); Dow Jones® is a registered trademark of Dow Jones Trademark Holdings LLC (“Dow Jones”); Any third party licensor trademarks are trademarks of the third party licensor and these trademarks have been licensed for use by SPDJI and sublicensed for certain purposes by LGIM. LGIM’s product, or that of its affiliates, is not sponsored, endorsed, sold or promoted by SPDJI, Dow Jones, S&P, their respective affiliates, or the third party licensor and none of such parties make any representation regarding the advisability of investing in such product(s) nor do they have any liability for any errors, omissions, or interruptions of the index.