

abrdn Diversified Growth and Income Fund



I Inc

31 January 2026

Objective

To generate a positive return through capital growth and income over the long term (5 years or more) by investing in a globally diversified portfolio of assets whilst reducing the risk of losses. Invested capital is however at risk and there is no guarantee that this will be attained over any time period.

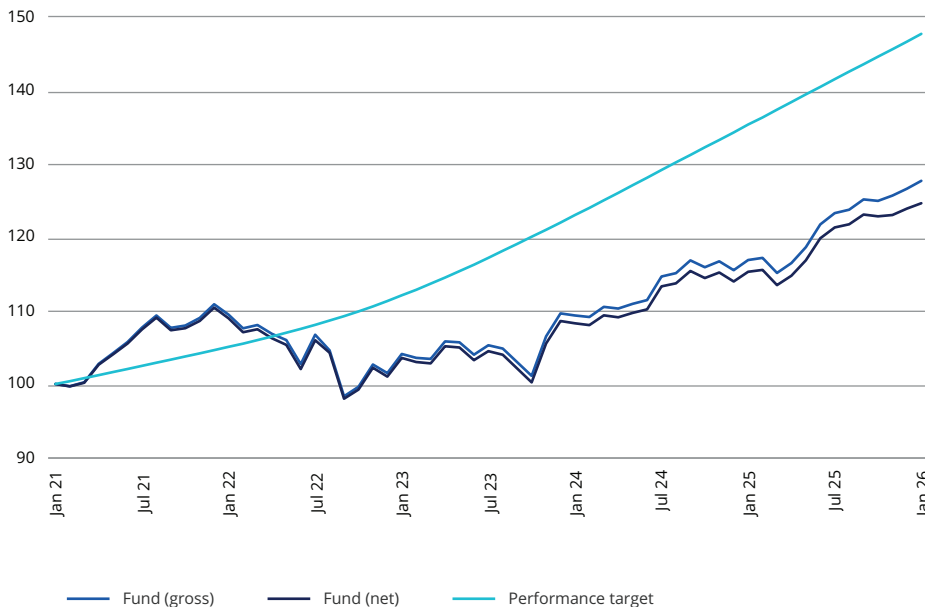
Performance Target: To exceed the return of SONIA by 5% per annum over rolling five year periods (before charges).

There is no certainty or promise that the Performance Target will be achieved. SONIA is the Sterling Overnight Index Average and is the representative rate for the return on cash deposits.

Portfolio securities

- The fund invests globally in a range of asset classes, derivatives, cash and assets that can be turned into cash quickly.
- The fund may also invest in other funds (including those managed by abrdn) to gain exposure to a broad mix of assets from across the global investment universe.
- Asset classes that the fund invests in may include equities (company shares), high yield bonds (which are like loans to companies that pay a high rate of interest, but have a low credit rating), emerging market bonds, and investment trusts (providing access to a diverse mix of others assets including infrastructure, property company shares and private equity holdings).

Performance



Cumulative and annualised performance

	1 month	6 months	Year to date	1 year	3 years (p.a.)	5 years (p.a.)
Fund (gross) (%)	0.85	3.57	0.85	9.24	7.36	5.20
Fund (net) (%)	0.59	3.13	0.59	8.55	6.84	4.78
Performance target (%)	0.73	4.36	0.73	9.13	9.64	8.12

Discrete annual returns - year to 31/1

	2026	2025	2024	2023	2022
Fund (gross) (%)	9.24	6.91	5.99	-4.88	9.46
Fund (net) (%)	8.55	6.49	5.51	-4.94	8.94
Performance target (%)	9.13	10.03	9.76	6.68	5.07

Performance Data: Share Class I Inc.

Benchmark history: Performance target - SONIA GBP +5.00% from 01/10/2021. 1 Month GBP LIBOR +5.00% from 08/12/2003 to 30/09/2021

Source: Factset. Basis: Total Return, NAV to NAV, UK Net/Gross Income Reinvested.

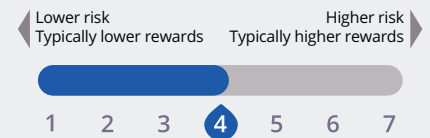
"Fund (Net)" refers to the actual unit price performance of the shareclass shown; "Fund(Gross)" adds back charges such as the annual management charge to present performance on the same basis as the performance target / performance comparator / portfolio constraining benchmark. These figures do not include the initial charge; if this is paid it will reduce performance from that shown.

Past performance is not a guide to future returns and future returns are not guaranteed.

Key facts

Fund manager(s)	Diversified Assets Solutions Team
Fund launch date	08 December 2003
Share class launch date	01 October 2012
Authorised corporate director (ACD)	abrdn Fund Managers Limited
Fund size	£403.8m
Number of holdings	942
Performance target	SONIA GBP +5.00%
Fund historic yield ¹	4.82%
Index historic yield	3.07%
Distribution frequency	Monthly
Entry charge (up to) ²	0.00%
Annual management charge	0.50%
Ongoing charge figure ³	0.68%
Minimum initial investment	GBP 1,000,000
Fund type	OEIC
Valuation point	12:00 (UK time)
Base currency	GBP
Sedol	B1C4288
ISIN	GB00B1C42886
Bloomberg	ABMDI2I LN
Citicode	GNOO
Reuters	LP68175041
Domicile	United Kingdom

Risk and reward profile



This indicator reflects the volatility of the fund's share price. See the relevant UCITS Key Investor Information Document (KIID) or PRIIPs Key Information Document (KID) for details

Key risks

- The value of investments and the income from them can fall and investors may get back less than the amount invested.
- Equity Risk - The fund invests in equity and equity related securities. These are sensitive to variations in the stock markets which can be volatile and change substantially in short periods of time.
- Closed-ended Funds (Investment Trust) Risk - These may trade at a discount or premium to the value of their underlying assets, which will impact on returns in addition to the performance of the underlying assets. A reduction in the premium or an increase in the discount will negatively impact investors returns.

Investor Services
0345 113 69 66

www.aberdeeninvestments.com

Management process

- The management team (the "Team") use their discretion (active management) to identify a diverse mix of investments which they believe are most appropriate for the investment objective. As a result of this diversification, and during extreme equity market falls, we expect losses to be lower than those of the wider global equity markets.
- The Team select individual holdings depending on their prospects for growth and income and/or creditworthiness (debt repayment ability) compared to that of the market based on expected future economic and business conditions.
- The Team separately conduct extensive research to identify the most appropriate type of investment for each asset class.











Top Ten Holdings

MI Twentyfour Investment Funds	6.3
Alpha UCITS SICAV - Fair Oaks	3.8
3i Infrastructure	3.2
BioPharma Credit /The Fund	2.8
International Public Partner	2.6
Greencoat UK Wind	2.6
HICL Infrastructure	2.4
Burford Capital	2.1
Cordiat Digital Infrastruct	2.0
Renewables Infrastructure Group	1.8
Assets in top ten holdings	29.6

Source : Aberdeen 31/01/2026

Figures may not always sum to 100 due to rounding.

Composition by asset (%)

Financials	15.6	
Real Estate	6.9	
Utilities	6.0	
Information Technology	3.9	
Health Care	3.0	
Communication Services	2.5	
Materials	2.3	
Industrials	1.8	
Other	53.7	
Cash	4.4	

- (d) Private Markets Risk (UCITS funds) - The fund invests in companies that are listed on stock markets. The value of these companies is driven by the growth and performance of the underlying private market assets in which they invest. These underlying private market assets do not trade on public markets therefore, valuation and pricing may be difficult to determine. Assets may be long-term projects which have development risk and uncertainty regarding their financial viability and overall the risk of default, bankruptcy or dilution of the value of the fund's holding in individual assets is higher than for public market assets.
- (e) Interest Rate Risk - The fund invests in securities which can be subject to price fluctuation for a variety of reasons including changes in interest rates or inflation expectations.
- (f) Credit Risk - The fund invests in securities which are subject to the risk that the issuer may default on interest or capital payments.
- (g) Emerging Markets Risk - The fund may invest in emerging markets, where political, economic, legal and regulatory systems are less developed. As a result, investing in emerging markets may involve higher volatility and a greater risk of loss than investing in developed markets. In particular, where the fund invests in Variable Interest Entity (VIE) structures to gain exposure to industries with foreign ownership restrictions or invests in Chinese assets via Stock Connect / Bond Connect, there are additional operational risks, which are outlined in the prospectus.
- (h) Derivatives Risk - The use of derivatives may involve additional liquidity, credit and counterparty risks. In some cases the risk of loss from derivatives may be increased where a small change in the value of the underlying investment may have a larger impact on the value of the derivative.

Derivative usage

- The fund may use derivatives to express short-term views reflecting expected changes in interest rates, companies share prices, inflation, currencies, or creditworthiness of corporations or governments.
- Derivatives are linked to the value of other assets. In other words, they derive their price from one or more underlying asset. They can generate returns when the value of these underlying assets rise (long positions) or fall (short positions).
- The fund may also invest in other funds which may use derivatives extensively although these investments shall be in line with fund's overall risk profile.

To help you understand this fund and for a full explanation of risks and the overall risk profile of this fund and the shareclasses within it, please refer to the Key Investor Information Documents and Prospectus which are available on our website www.aberdeeninvestments.com The Prospectus also contains a glossary of key terms used in this document.

¹The Historic Yield as at 31/12/2025 reflects distributions declared over the past twelve months as a percentage of the mid-market share price, as at the date shown. It does not include any preliminary charge and investors may be subject to tax on their distributions. The fund charges 100% of the annual management charge to capital. This has the effect of increasing distributions for the year and constraining the fund's capital performance to an equivalent extent.

²These are the maximum charges that we might take out of your money before it is invested. In some cases, the charges may be less and you should speak to your financial advisor about this.

³The Ongoing Charge Figure (OCF), is the overall cost shown as a percentage of the value of the assets of the fund. It is made up of the Annual Management Charge (AMC) of 0.50% and other charges. It does not include any initial charges or the cost of buying and selling stocks for the fund. The Ongoing Charges figure can help you compare the annual operating expenses of different funds.

The fund is a sub-fund of abrdn OEIC I, an authorised open-ended investment company (OEIC).

The information contained in this document should not be considered as an offer, solicitation or investment recommendation to deal in the shares of any securities or financial instruments. It is not intended for distribution or use by any person or entity who is a citizen or resident of or located in any jurisdiction where such distribution, publication or use would be prohibited.

Nothing herein constitutes investment, legal, tax or other advice and is not to be relied upon in making an investment or other decision. No recommendation is made, positive or otherwise, regarding individual securities mentioned. This is not an invitation to subscribe for shares in the fund and is by way of information only.

Subscriptions will only be received and shares issued on the basis of the current Prospectus, relevant Key Investor Information Document (KIID) and Supplementary Information Document (SID) for the fund. These can be obtained free of charge from abrdn Fund Managers Limited, PO Box 9029, Chelmsford, CM99 2WJ or available on www.aberdeeninvestments.com.

Any data contained herein which is attributed to a third party ("Third Party Data") is the property of (a) third party supplier(s) (the "Owner") and is licensed for use by Aberdeen*. Third Party Data may not be copied or distributed. Third Party Data is provided "as is" and is not warranted to be accurate, complete or timely. To the extent permitted by applicable law, none of the Owner, Aberdeen* or any other third party (including any third party involved in providing and/or compiling Third Party Data) shall have any liability for Third Party Data or for any use made of Third Party Data. Neither the Owner nor any other third party sponsors, endorses or promotes the fund or product to which Third Party Data relates.

* Aberdeen means the relevant member of the Aberdeen Group, being Aberdeen Group plc together with its subsidiaries, subsidiary undertakings and associated companies (whether direct or indirect) from time to time.

United Kingdom (UK): Issued by abrdn Fund Managers Limited, registered in England and Wales (740118) at 280 Bishopsgate, London EC2M 4AG. Authorised and regulated by the Financial Conduct Authority in the UK.