



Artemis Global Select Fund

Class I accumulation units, GBP

MARKETING COMMUNICATION

195.71p
price at 31 Mar 2024

0.890%
ongoing charge

April 2024 (data as of 31 March 2024)

OBJECTIVE AND INVESTMENT POLICY

Objective

To grow capital over a five year period.

Investment policy

What the fund invests in

- 80% to 100% in company shares.
- Up to 20% in bonds, cash and near cash, other transferable securities, other funds (up to 10%) managed by Artemis and third party funds, money market instruments, and derivatives.

Use of derivatives

The fund may use derivatives for efficient portfolio management purposes to:

- reduce risk
- manage the fund efficiently.

Where the fund invests

- Globally

Industries the fund invests in

- Any, except for those excluded at the sub-industry level below.

Other limitations specific to this fund

- Shares in the following types of companies (held either directly or indirectly via derivatives) are automatically excluded:
 - Tobacco: companies which derive more than 10% revenue from tobacco;
 - Gambling: companies which derive more than 10% of revenue from gambling;
 - Weapons: companies:
 - involved in the production of controversial weapons (including cluster munitions, landmines, biological and chemical weapons); or
 - which derive more than 10% revenue from conventional or nuclear weapons, related components and systems;
- Fossil fuels: companies which derive more than 10% revenue from:
 - mining or sale of thermal coal; or
 - extraction, production or refining of either oil or gas.

Investment strategy

- The fund is actively managed.
- A number of companies are removed from the investment universe at the outset of the investment process using the criteria set out in the investment policy above.
- The manager identifies long-term growth trends that are not seasonal or cyclical or dependent on current economic events.
- Then, companies are sought which may benefit from these trends and exhibit characteristics such as high and persistent barriers to entry, competent management teams whose remuneration is aligned to the success of the company, exposure to external factors, and high governance standards.
- The manager assesses the sustainability of each investment, including environmental, social and governance factors such as a company's remuneration policy, energy and social supply policy, board diversity and any unequal voting rights. However, investments are chosen on the basis of many quantitative (financial or ESG) or qualitative (e.g. quality and/or growth characteristics) attributes and need not rate highly on any or all of these sustainability factors to be included in the portfolio.

Benchmarks

- MSCI AC World NR
A widely-used indicator of the performance of global stockmarkets, in which the fund invests. It acts as a 'comparator benchmark' against which the fund's performance can be compared. Management of the fund is not restricted by this benchmark.
- IA Global NR
A group of other asset managers' funds that invest in similar asset types as this fund, collated by the Investment Association. It acts as a 'comparator benchmark' against which the fund's performance can be compared. Management of the fund is not restricted by this benchmark.

For the latest fund and market commentaries, visit www.artemisfunds.com/insights, and for any important changes to y(our) funds, visit www.artemisfunds.com/fund-changes.



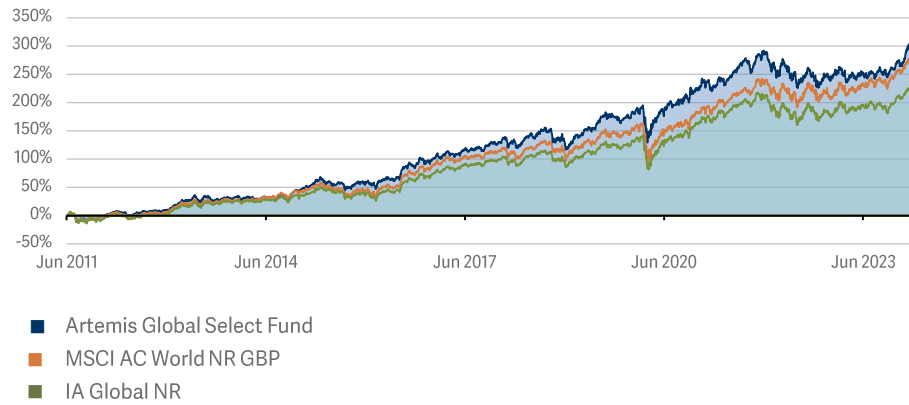
PERFORMANCE

Past performance is not a guide to the future

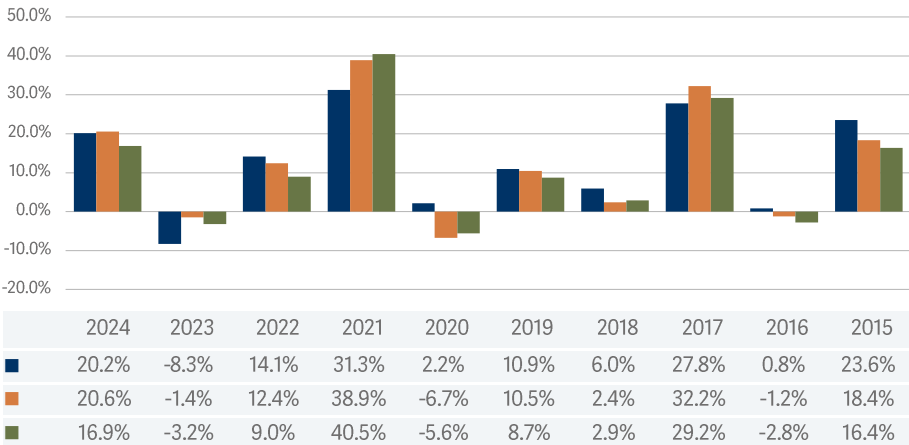
CUMULATIVE PERFORMANCE

	Since launch	10 yrs	5 yrs	3 yrs	1 yr	6 mo	3 mo	1 mo
Artemis Global Select	315.1%	215.8%	68.7%	25.7%	20.2%	17.6%	10.7%	3.2%
MSCI AC World NR GBP	290.3%	202.9%	73.2%	33.6%	20.6%	16.1%	9.2%	3.3%
IA Global NR	237.0%	167.5%	63.5%	23.3%	16.9%	15.0%	7.7%	3.3%
Position in sector	31/122	35/159	90/234	135/270	113/304	78/310	46/312	178/312
Quartile	1	1	2	2	2	1	1	3

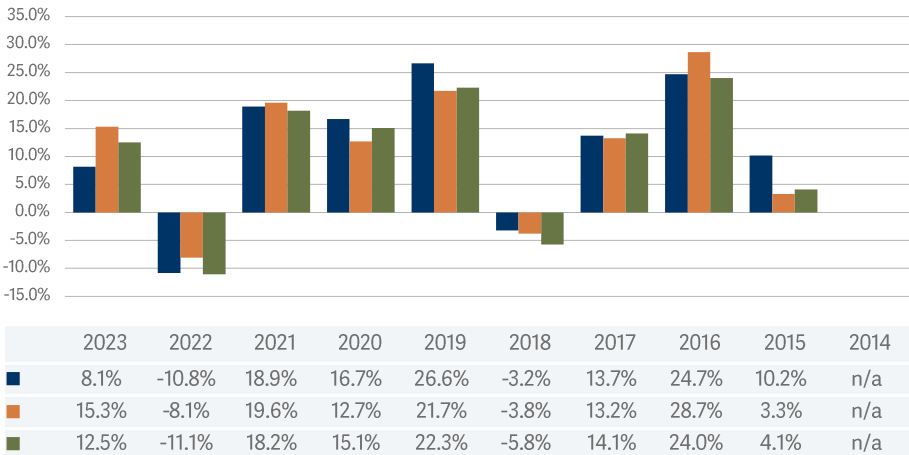
PERCENTAGE GROWTH



12 MONTHS TO QUARTER END (31 MARCH)



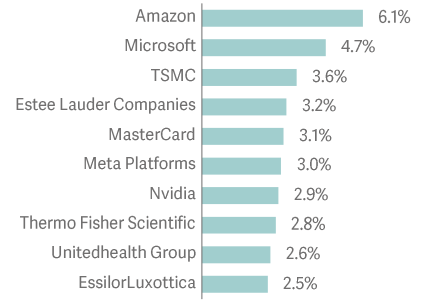
12 MONTHS TO YEAR END (31 DECEMBER)



Source: Lipper Limited from 16 June 2011 to 31 March 2024. All figures show total returns with dividends and/or income reinvested, net of all charges. Performance does not take account of any costs incurred when investors buy or sell the fund. Returns may vary as a result of currency fluctuations if the investor's currency is different to that of the class. This class may have charges or a hedging approach different from those in the IA sector benchmark.

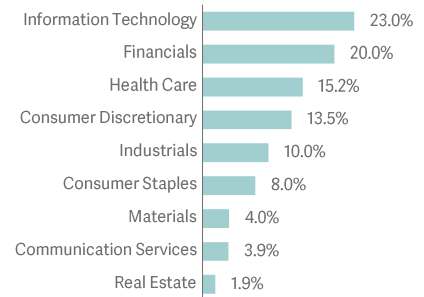
COMPOSITION

TOP 10 HOLDINGS



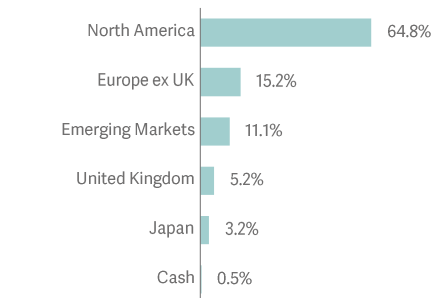
Source: Artemis as at 31 March 2024.

MARKET SECTOR SPLIT



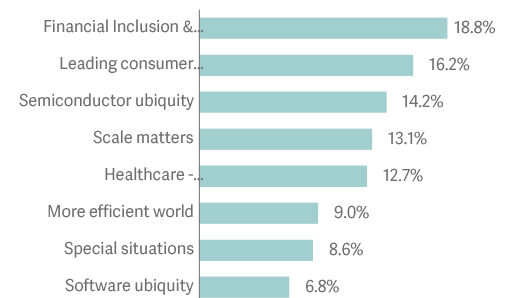
Source: Artemis as at 31 March 2024. Figures may not add up to 100% due to rounding and cash holdings.

ASSET ALLOCATION BY REGION



Source: Artemis as at 31 March 2024. Figures may not add up to 100% due to rounding.

THEME SPLIT



Source: Artemis as at 31 March 2024. Figures may not add up to 100% due to rounding and cash holdings.

RISK CONSIDERATIONS

To ensure you understand whether this fund is suitable for you, please read the Key Investor Information which is available, along with the fund's Prospectus, from www.artemisfunds.com or www.fundinfo.com.

The fund is exposed to the following risks:

Market volatility risk	The value of the fund and any income from it can fall or rise because of movements in stockmarkets, currencies and interest rates, each of which can move irrationally and be affected unpredictably by diverse factors, including political and economic events.
Currency risk	The fund's assets may be priced in currencies other than the fund base currency. Changes in currency exchange rates can therefore affect the fund's value.
Charges from capital risk	Where charges are taken wholly or partly out of a fund's capital, distributable income may be increased at the expense of capital, which may constrain or erode capital growth.
Emerging markets risk	Compared to more established economies, investments in emerging markets may be subject to greater volatility due to differences in generally accepted accounting principles, less governed standards or from economic or political instability. Under certain market conditions assets may be difficult to sell.
ESG risk	The fund may select, sell or exclude investments based on ESG criteria; this may lead to the fund underperforming the broader market or other funds that do not apply ESG criteria. If sold based on ESG criteria rather than solely on financial considerations, the price obtained might be lower than that which could have been obtained had the sale not been required.

OTHER INFORMATION

This is a marketing communication. Before making any final investment decisions, refer to the fund prospectus, available in English, and KIID/KID, available in English and in your local language depending on local country registration, from www.artemisfunds.com or www.fundinfo.com.

Investment in the fund concerns the acquisition of units in the fund and not in the underlying assets of the fund.

The fund is an authorised unit trust scheme. For further information, visit www.artemisfunds.com/unittrusts.

Visit www.artemisfunds.com/glossary for an explanation of investment terms.

Third parties (including FTSE and Morningstar) whose data may be included in this document do not accept any liability for errors or omissions. For information, visit www.artemisfunds.com/third-party-data.

Artemis has obtained any research and analysis in this communication for its own use. Although this communication is based on sources of information that Artemis believes to be reliable, no guarantee is given as to its accuracy or completeness.

Any forward-looking statements are based on Artemis' current expectations and projections and are subject to change without notice.

Issued by Artemis Fund Managers Ltd which is authorised and regulated by the Financial Conduct Authority.

FUND DATA

INVESTMENT TEAM



Alex Stanic

Fund manager,
since March
2023



**Natasha
Ebtehadj**

Fund manager,
since June 2023



**Swetha
Ramachandran**

Fund manager,
since September
2023

KEY FACTS

Fund type	Unit trust
Asset class	Equity
Focus	Capital growth
Regional focus	Global
SEDOL	B568S20
ISIN	GB00B568S201
Fund launch date	16 June 2011
Class launch date	16 June 2011
Class launch price	47.98p
Class currency	GBP
Valuation point	12:00
Year end	30 April
Accumulation date	30 June
Fund size	£275.0m

Source: Artemis as at 31 March 2024.

PRICE AND YIELD(S)

Price	195.71p
Historic yield	0.81%

Source: Artemis as at 31 March 2024.


The historic yield reflects distributions declared over the past 12 months as a percentage of the price, as at the date shown. It does not include any preliminary charge and investors may be subject to tax on their distributions.

CHARGES

Initial charge	0%
Ongoing charge	0.890%

The ongoing charge covers the annual operating expenses of running the fund and is shown as at the date of the Key Investor Information Document, where further information about the fund's charges can be found. Additional costs may be incurred, such as portfolio transaction costs and transfer taxes, which may reduce performance. For further information, visit www.artemisfunds.com/charges.

RISK AND REWARD PROFILE



The fund is in the category shown due to historic volatility (how much and how quickly the value of shares in the fund may have risen and fallen in the past due to movements in markets, currencies and interest rates). It may not be a reliable indication of the future risk profile of the fund.

