

Allianz Total Return Asian Equity Fund - C (Inc) - GBP

A fund for Asian equities (ex. Japan)



Morningstar Rating™¹

★★★ Ratings as of 03/31/2024

Investment Objective

The Fund aims to maximise total return through capital growth and income by investing in high yielding or undervalued securities of companies in Asia, excluding Japan, aiming to outperform (net of fees) the MSCI All Country Asia (ex-Japan) Index Net Total Return GBP, over a rolling 5 year period. Please see the Key Investor Information Document for objectives and investment policy.

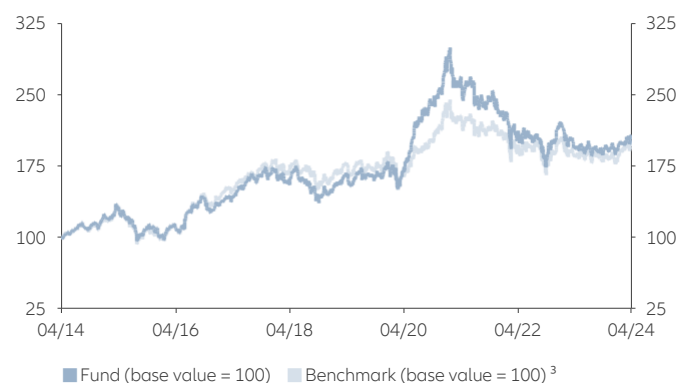


Fund Manager

Yuming Pan
(since 10/01/2013)

Performance

Over 10 Years²



Annual Performance (%)²

	Fund	Benchmark ³
04/30/2014 - 04/30/2015	27.99	29.85
04/30/2015 - 04/30/2016	-14.77	-16.34
04/30/2016 - 04/30/2017	30.01	37.13
04/30/2017 - 04/30/2018	13.78	16.49
04/30/2018 - 04/30/2019	1.91	1.33
04/30/2019 - 04/30/2020	5.72	-4.34
04/30/2020 - 04/30/2021	52.49	34.79
04/30/2021 - 04/30/2022	-20.53	-12.89
04/30/2022 - 04/30/2023	-6.96	-6.04
04/30/2023 - 04/30/2024	5.97	7.92

Performance History (%)²

	YTD	1M	3M	6M	1Y	3Y	3Y p.a.	5Y	5Y p.a.	10Y	10Y p.a.	S. Inc.	S. Inc. p.a.	2019	2020	2021	2022	2023
Fund	4.20	2.67	8.68	11.16	5.97	-21.65	-7.81	26.31	4.78	107.71	7.58	506.77	8.60	17.60	48.85	-8.58	-12.90	-1.54
Benchmark ³	5.53	2.14	11.49	11.20	7.92	-11.67	-4.05	13.89	2.64	100.25	7.19	492.41	8.48	13.61	21.16	-3.84	-9.55	0.00
IA sector	4.04	1.36	8.54	10.35	4.70	-7.75	-2.65	21.15	3.91	-	-	516.78	8.68	15.84	19.95	1.48	-6.81	-0.96

Past performance does not predict future returns.

Key Information

ISIN	GB00B1FRQV53
Bloomberg Ticker / Reuters Ticker	LP65055222
Sedol / MEX ID	B1FRQV5 / THRCTC
Benchmark ³	MSCI AC Asia Excl. Japan Total Return Net (in GBP)
IA sector	Asia Pacific excluding Japan
EU SFDR Category ⁴	not applicable
Management company	Allianz Global Investors UK Ltd.
Investment manager	Allianz Global Investors Asia Pacific Limited
Custodian bank	State Street Bank and Trust Company
Launch date	11/02/2006
Unit Price	9.7657 GBP
Net assets	37.89 mn. GBP
Share class volume	8.09 mn. GBP
Financial year end	4/30/
Distribution frequency	6 monthly
Min. investment (prospectus)	500 GBP
Number of Holdings	44

Fee Structure

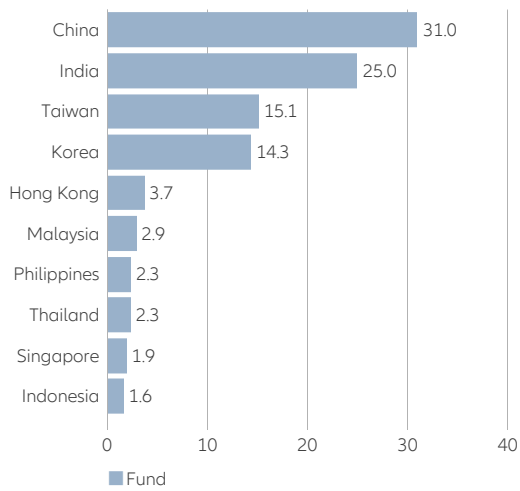
Management fee in % p.a.	0.75
Ongoing Charge (%) ⁵	0.91

Risk/ Return Ratios²

	3 Years	5 Years
Alpha (%)	-3.76	2.15
Beta	0.96	1.02
Coefficient of correlation	0.96	0.92
Information ratio	-0.82	0.32
Sharpe ratio ⁶	-0.69	0.17
Treynor ratio	-11.29	2.79
Tracking error (%)	4.56	6.67
Volatility (%) ⁷	15.67	16.75
Active share (%) ⁸	66.59	
Dividend yield (%) ⁹	1.71	

Portfolio Structure ¹⁰

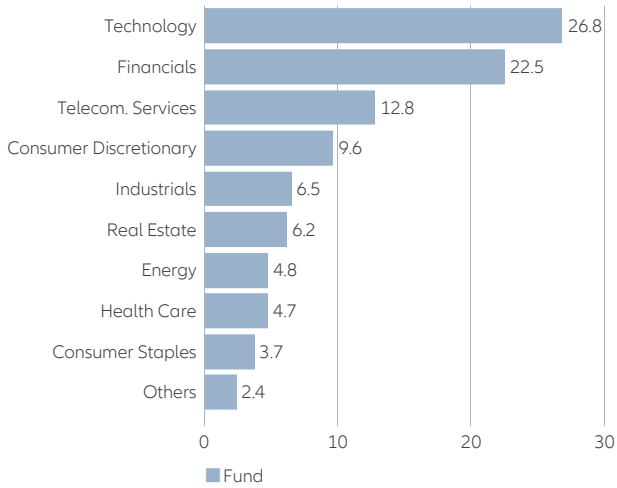
Country/Location Breakdown (%)



Top 10 Holdings (%)

TAIWAN SEMICONDUCTOR-SP ADR	9.57
SAMSUNG ELECTRONICS CO LTD	7.92
TENCENT HOLDINGS LTD	5.22
RELIANCE INDUSTRIES LTD	4.49
CHINA MERCHANTS BANK-H	3.91
HDFC BANK LTD-ADR	3.73
AIA GROUP LTD	3.48
PHOENIX MILLS LTD	3.21
DLF LTD	2.61
BHARTI AIRTEL LTD	2.39
Total	46.53

Sector Breakdown (%)



Opportunities

- + High return potential of stocks in the long run
- + Investments specifically in the stock markets of the Asian-Pacific region
- + Particular potential of investments in developing countries
- + Currency gains against investor currency possible

Risks

- High volatility of stocks, losses possible. The volatility of fund unit prices may be strongly increased
- Underperformance of the stock markets of the Asian-Pacific region possible
- Investments in developing countries subject to high risk of volatility and losses
- Currency losses against investor currency possible

- 1) © 2007 Morningstar, Inc., all rights reserved. The information given here: (1) is protected by copyright for Morningstar and/or its content providers; (2) may not be reproduced or distributed; and (3) is not guaranteed to be accurate, complete or up-to-date. Morningstar and its content providers assume no responsibility for any losses or damage that result from any use of the information provided. Past performance is not a guarantee of future results. To determine the Morningstar Rating, funds of a comparable group in issue for at least three years are considered. The long-term performance serves as a basis, taking into account fees and risk. As a result, the funds are awarded stars, which are calculated monthly: Top 10%: 5 stars; next 22.5%: 4 stars; middle 35%: 3 stars; next 22.5%: 2 stars; flop 10%: 1 star. A ranking, rating or award is not an indicator of future performance and is subject to change over time.
- 2) Calculated at the net asset value, excl. front-end load, distributions reinvested. Calculation according to method as defined by BVI, the German Fund Companies Association. **Any front-end loads reduce the capital employed and the performance.** All performance data of Allianz Total Return Asian Equity Fund - C (Inc) - GBP prior to the launch date, 02/11/2006, refer to another share class of the same investment fund, Allianz Total Return Asian Equity Fund, a unit trust is an investment fund organized under the laws of United Kingdom managed by ????, namely Allianz Total Return Asian Equity Fund - A (Acc) - GBP (ISIN GB0031384257) launched on 20/06/2002. This does not imply that Allianz Total Return Asian Equity Fund - C (Inc) - GBP will experience a similar performance in the future. All share classes/investment funds mentioned above are based on the same investment objectives and strategies as well as risk profiles and fee structures. Past performance does not predict future returns
- 3) Benchmark history: until 30/09/2015 MSCI AC FAR EAST EX JAPAN GBP TOTAL RETURN (NET) IN GBP
- 4) SFDR: EU Sustainable Finance Disclosure Regulation. Information accurate at time of publishing.
- 5) The stated ongoing charges reflect the total expense ratio (TER) of the Fund. In the event of a new issue, a short financial year or a fee adjustment, the Fund's ongoing charges will be estimated. Ongoing charges may vary from year to year and do not include transaction costs for the purchase or sale of assets for the Fund. In addition, no costs resulting from any performance-related remuneration are included in ongoing charges.
- 6) The Sharpe ratio states the relationship between the return generated by the fund and the investment risk. The fund's excess return versus the risk-free market rate is compared to volatility. Negative values are not meaningful.
- 7) Volatility measures the fluctuation range of the fund's performance over a specified period of time.
- 8) Measure of the proportion of fund assets that is invested differently from the benchmark.
- 9) The dividend yield corresponds to the expected dividend divided by the current price of the share, expressed as a percentage. (eDiv/share price) where: eDiv = product of the last dividend payment and the number of expected dividend payments per year (e.g. the expected dividend for a share with quarterly dividend payment corresponds to the dividend for the last quarter times four). The dividend yield depends both on the amount of the dividend and the current price of the share. Both these key variables may be subject to constant change. The dividend yield is only a snapshot based on the current amount of the dividend and the current share price; **as a result, it is not suitable as an indicator of the future performance of an equity fund.**
- 10) This is for guidance only and not indicative of future allocation.

Disclaimer

Investing involves risk. The value of an investment and the income from it may fall as well as rise and investors might not get back the full amount invested. Allianz Total Return Asian Equity Fund is a sub-fund of Allianz International Investment Funds, an open-ended investment company with variable capital with limited liability organised under the laws of England and Wales. The value of the units/shares which belong to the Unit/Share Classes of the Sub-Fund that are denominated in the base currency may be subject to a strongly increased volatility. The volatility of other Unit/Share Classes may be different. Past performance does not predict future returns. If the currency in which the past performance is displayed differs from the currency of the country in which the investor resides, then the investor should be aware that due to the exchange rate fluctuations the performance shown may be higher or lower if converted into the investor's local currency. This is for information only and not to be construed as a solicitation or an invitation to make an offer, to conclude a contract, or to buy or sell any securities. The products or securities described herein may not be available for sale in all jurisdictions or to certain categories of investors. This is for distribution only as permitted by applicable law and in particular not available to residents and/or nationals of the USA. The investment opportunities described herein do not take into account the specific investment objectives, financial situation, knowledge, experience or specific needs of any particular person and are not guaranteed. The Management Company may decide to terminate the arrangements made for the marketing of its collective investment undertakings in accordance with

applicable de-notification regulation. The views and opinions expressed herein, which are subject to change without notice, are those of the issuer companies at the time of publication. The data used is derived from various sources, and assumed to be correct and reliable at the time of publication. The conditions of any underlying offer or contract that may have been, or will be, made or concluded, shall prevail. For a free copy of the sales prospectus, incorporation documents, daily fund prices, Key Investor Information Document, latest annual and semi-annual financial reports, contact the management company Allianz Global Investors UK Limited in the fund's country of domicile, the UK, or the issuer at the address indicated below or regulatory.allianzgi.com. Please read these documents, which are solely binding, carefully before investing. This is a marketing communication issued by Allianz Global Investors UK Limited, 199 Bishopsgate, London, EC2M 3TY, www.allianzglobalinvestors.co.uk. Allianz Global Investors UK Limited, company number 11516839, is authorised and regulated by the Financial Conduct Authority. Details about the extent of our regulation are available from us on request and on the Financial Conduct Authority's website (www.fca.org.uk). For a free copy of the sales prospectus, incorporation documents, daily fund prices, Key Investor Information Document, latest annual and semi-annual financial reports, contact the issuer at the address indicated below or regulatory.allianzgi.com. Please read these documents, which are solely binding, carefully before investing. The duplication, publication, or transmission of the contents, irrespective of the form, is not permitted; except for the case of explicit permission by Allianz Global Investors GmbH.