

Legal & General Global Robotics and Automation Index Fund



Unit Trust (UK UCITS compliant) I-Class GBP

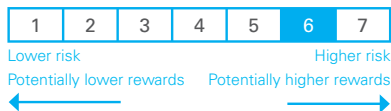
Base currency: **GBP**

Domicile: **UK**

FUND AIM

The objective of the Fund is to track the performance of the ROBO Global® Robotics and Automation UCITS Index, the "Benchmark Index" on a net total return basis before fees and expenses are applied. Fund performance may differ from the Benchmark Index due to the deduction of fees and expenses and the impact of any tracking error factors.

RISK AND REWARD PROFILE



The synthetic risk and reward indicator (SRRI) is based on the historic volatility of the fund's value and it may change in the future.

The Fund is in category 6 because it invests in company shares which are sensitive to variations in the stock market. The value of company shares can change substantially over short periods of time. Company shares are generally considered to be higher risk investments than bonds or cash.

For more information, please refer to the Key Risks section on page 3.

WHO IS THIS FUND FOR?

- This fund is designed for investors looking for growth through exposure to companies involved in the robotics and automation industry as represented by the index.
- Although investors can take their money out at any time, this fund may not be appropriate for those who plan to withdraw their money within five years.
- This fund is not designed for investors who cannot afford more than a minimal loss of their investment.
- If you do not understand this document we recommend you seek additional information to help you decide if this fund is right for you.

FUND FACTS

Fund size	Fund launch date
£18.2m	14 May 2020
Historical yield	
0.2%	

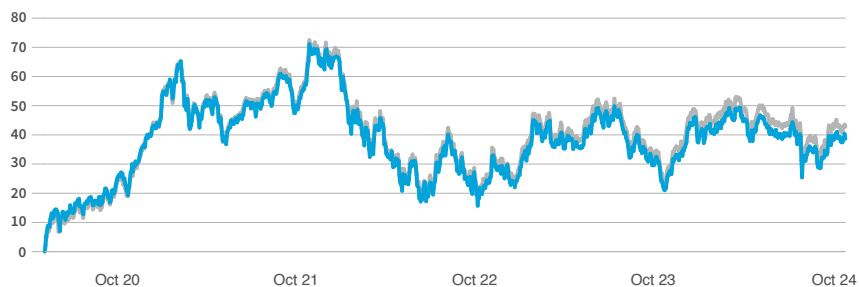
COSTS

Initial charge	Ongoing charge
0.00%	0.80%
Price basis	Dilution adjustment
Single swing	0.264%- round trip

BENCHMARKS

Target benchmark
ROBO Global® Robotics and Automation UCITS Index (GBP)

PERFORMANCE (%)



	1 month	3 months	1 year	3 years	Launch
■ Fund	0.73	-1.07	13.72	-12.60	39.83
■ Benchmark	1.15	-0.87	15.13	-11.33	42.87
Relative to Benchmark	-0.42	-0.20	-1.41	-1.27	-3.04

12 MONTH PERFORMANCE TO MOST RECENT QUARTER (%)

12 months to 30 September	2024	2023	2022	2021	2020
Fund	3.12	10.44	-21.67	28.70	-
Benchmark	4.33	11.94	-21.73	30.18	-
Relative to Benchmark	-1.21	-1.50	0.06	-1.48	-

Performance for the I Inc unit class in GBP, launched on 14 May 2020. Source: Lipper. Performance assumes all fund charges have been taken and that all income generated by the investments, after deduction of tax, remains in the fund. Please note, the benchmark is priced at the close whereas the fund is priced earlier. This can lead to artificially high tracking difference stated on the factsheet.

Past performance is not a guide to the future.

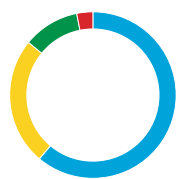
FUND SNAPSHOT

- **What does it invest in?** Invests in shares in companies from across the world in accordance with the index defined by the index provider, ROBO Global LLC. The companies in whose shares the fund invests are involved in the fields of robotics and automation. We believe this is a long-term trend that is radically transforming the way we live and work with a high growth potential over the coming decades.
- **How does it invest?** Passively managed, aiming to replicate the performance of the Index.



PORTFOLIO BREAKDOWN

All data sources are a combination of LGIM and the Fund Accountant unless otherwise stated. Totals may not sum to due to rounding. In order to minimise transaction costs, the Fund will not always own all the assets that constitute the index and on occasion it will own assets that are not in the index. The number of fund holdings can also differ from the index due to corporate events and proxy holdings.



SECTOR (%)

Industrials	61.1
Communications & Tech	24.8
Consumer Non-cyclical	11.0
Consumer Cyclical	3.1



MARKET CAPITALISATION (%)

Large	32.6
Mid	23.2
Small	44.2
Undefined	-



■ Top 10 holdings 18.1%
 ■ Rest of portfolio 81.9%

No. of holdings in fund 79
 No. of holdings in index 78

TOP 10 HOLDINGS (%)

Symbotic	2.2
Ipg Photonics	2.0
Celestica	1.9
Intuitive Surgical	1.8
Nvidia	1.8
Novanta	1.7
John Bean Technologies	1.7
Ats	1.7
Rockwell Automation	1.7
Illumina	1.7

COUNTRY (%)

United States	45.5
Japan	18.8
Germany	7.3
Taiwan	6.8
Switzerland	3.6
Canada	3.5
Finland	2.5
France	2.5
Sweden	2.4
Other	7.2



INDEX FUND MANAGEMENT TEAM

The Index Fund Management team comprises 25 fund managers, supported by two analysts. Management oversight is provided by the Global Head of Index Funds. The team has average industry experience of 15 years, of which seven years has been at LGIM, and is focused on achieving the equally important objectives of close tracking and maximising returns.

Higher fund constituents vs. index constituents may be due to liquidity positions, derivatives, short term investments and fractional unit differences.

KEY RISKS

- The value of an investment and any income taken from it is not guaranteed and can go down as well as up; you may not get back the amount you originally invested.
- Most of the fund holds investments from a particular market sector, that of the robotics and automation industry. Funds like this can be more volatile than funds that invest across many market sectors. This is because the value of the fund can go up and down more often and by larger amounts than funds that are spread more widely, especially in the short term.
- The fund invests in smaller companies. Investments in smaller companies tend to be riskier than investments in larger companies because they can: be harder to buy and sell; or go up and down in value more often and by larger amounts, especially in the short term. In times of market uncertainty or if an exceptional amount of withdrawals are requested it may become less easy for your fund to sell investments and the Manager may defer withdrawals, or suspend dealing. The Manager can only delay paying out if it is in the interests of all investors and with the permission of the fund trustee or depository.
- The fund could lose money if any institution providing services such as acting as counterparty to derivatives or other instruments, becomes unwilling or unable to meet its obligations to the fund.
- Derivatives are highly sensitive to changes in the value of the asset on which they are based and can increase the size of losses and gains.
- The fund may have underlying investments that are valued in currencies that are different from sterling (British pounds). Exchange rate fluctuations will impact the value of your investment. Currency hedging techniques may be applied to reduce this impact but may not entirely eliminate it.
- The Fund is subject to the risks associated with technology-focused companies which are subject to absence or loss of intellectual property protections, rapid changes in technology, government regulations and competition that could negatively affect their value.

For more information, please refer to the key investor information document on our website [↗](#)

LATEST DISTRIBUTION INFORMATION

For distributing unit classes, the latest payments are shown below. Please note that these payments are not guaranteed, are at the discretion of the manager and may be paid out of capital.

Type	Ex-div date	Pay date	Pence per unit
Final	02 Apr 24	31 May 24	0.00p
Interim	02 Oct 23	30 Nov 23	0.08p
Final	03 Apr 23	31 May 23	0.00p
Interim	03 Oct 22	30 Nov 22	0.11p



SPOTLIGHT ON LEGAL & GENERAL INVESTMENT MANAGEMENT

We are one of Europe’s largest asset managers and a major global investor, with assets under management of £1,122.2 billion (as at 30 June 2024). We work with a wide range of global clients, including pension schemes, sovereign wealth funds, fund distributors and retail investors.

Source: LGIM internal data as at 30 June 2024. The AUM disclosed aggregates the assets managed by LGIM in the UK, LGIMA in the US and LGIM Asia in Hong Kong (2018-2019 only). The AUM includes the value of securities and derivatives positions.

DEALING INFORMATION

Valuation frequency	Daily, 3pm (UK time)
Dealing frequency	Daily
Settlement period	T+4

CODES

ISIN	I Acc	GB00BK6L2003
	I Inc	GB00BK6L1Z86
SEDOL	I Acc	BK6L200
	I Inc	BK6L1Z8
Bloomberg	I Acc	
	I Inc	

TO FIND OUT MORE

 Visit www.legalandgeneral.com

 Call **0370 050 0955**

 Email investments@landg.com

Lines are open Monday to Friday 9.00am to 5.00pm. We may record and monitor calls. Call charges will vary.

Important information

Copyright © 2024 Legal & General. This document is subject to copyright. Any unauthorised use is strictly prohibited. All rights are reserved. Issued by Legal & General (Unit Trust Managers) Limited as management company for this fund. Registered in England and Wales No. 01009418. Registered Office: One Coleman Street, London, EC2R 5AA. Authorised and Regulated by the Financial Conduct Authority No. 119273. We are members of the Investment Association. All features described in this fact sheet are those current at the time of publication and may be changed in the future. Nothing in this fact sheet should be construed as advice and it is therefore not a recommendation to buy or sell investments. If in doubt about the suitability of this product, you should seek professional advice. No investment decisions should be made without first reviewing the key investor information document of the Fund (“KIID”) which can be obtained from www.legalandgeneral.com. This fact sheet is only directed at investors resident in jurisdictions where this fund is registered for sale. It is not an offer or invitation to persons outside of those jurisdictions. We reserve the right to reject any applications from outside of such jurisdictions.