

# abrdn Multi-Asset Climate Solutions Fund

Platform 1 Acc GBP



30 June 2024

## Objective

To generate growth over the long term (5 years or more) by investing in a diversified portfolio of equities (company shares) and corporate bonds (loans to companies) issued by companies whose core business is to offer products and services that enable the transition to a sustainable low carbon economy.

**Performance Comparator:** For comparison purposes, investors can compare the Fund's long term performance to the IA Mixed Investment 40-85% Shares Sector average return over a 5 year period. Funds in the IA Mixed Investment 40-85% Shares Sector (the "Sector") are required to have a different range of investments. However, they must have between 40%-85% in equities.

## Portfolio securities

- The fund will invest at least 80% in global equities, and investment grade corporate bonds (which are like loans to companies that pay interest and are typically regarded as having a low default risk) issued anywhere in the world and in any currency.
- The equity holdings may include investments in listed renewable energy infrastructure investment trusts and real estate investment trusts ("REITs").
- The fund may also invest in bonds of any maturity, issued anywhere in the world, other funds (including those managed by abrdn) and cash and assets that can be turned into cash quickly.
- The fund will employ techniques to mitigate (hedge) risk related to currency movements on non-sterling assets.
- All investments in bonds and equities will adhere to the Multi-Asset Climate Solutions Investment Approach (the "Investment Approach") available on [www.abrdn.com](http://www.abrdn.com) under "Fund Centre". Financial derivative instruments, cash and assets that can be turned into cash quickly are exempt from the Investment Approach.

## Performance



## Cumulative and annualised performance

	1 month	6 months	Year to date	1 year	3 years (p.a.)	5 years (p.a.)
Fund (gross) (%)	-1.41	-4.69	-4.69	-4.79	-4.22	n/a
Fund (net) (%)	-1.43	-4.88	-4.88	-5.19	-4.64	n/a

## Discrete annual returns - year to 30/6

	2024	2023	2022	2021	2020
Fund (gross) (%)	-4.79	-0.66	-7.12	n/a	n/a
Fund (net) (%)	-5.19	-1.10	-7.53	n/a	n/a

Performance Data: Share Class Platform 1 Acc GBP.

Benchmark history: Performance comparator - IA Mixed Investment 40-85% Shares Sector Average

Source: abrdn (Fund & Benchmark) and Morningstar (Sector). Basis: Total Return, NAV to NAV, UK Net/Gross Income Reinvested.

"Fund (Net)" refers to the actual unit price performance of the shareclass shown; "Fund(Gross)" adds back charges such as the annual management charge to present performance on the same basis as the performance target / performance comparator / portfolio constraining benchmark. These figures do not include the initial charge; if this is paid it will reduce performance from that shown.

**Past performance is not a guide to future returns and future returns are not guaranteed.**

## Key facts

Fund manager(s)	Catie Wearmouth
Fund managers start date	01 September 2023
Fund launch date	01 February 2021
Share class launch date	01 February 2021
Authorised corporate director (ACD)	abrdn Fund Managers Limited
Fund size	£10.4m
Number of holdings	162
Performance comparator	IA Mixed Investment 40-85% Shares Sector Average
Fund historic yield <sup>1</sup>	2.68%
Distribution frequency	Semi-Annual
Entry charge (up to) <sup>2</sup>	0.00%
Annual management charge	0.50%
Ongoing charge figure <sup>3</sup>	0.77%
Minimum initial investment	GBP 1,000,000
Fund type	OEIC
Valuation point	12:00 (UK time)
Base currency	GBP
Sedol	BN47GP4
ISIN	GB00BN47GP49
Bloomberg	ASM CSP1 LN
Citicode	TSBE
Domicile	United Kingdom

## Risk and reward profile



This indicator reflects the volatility of the fund's share price. See the relevant UCITS Key Investor Information Document (KIID) or PRIIPs Key Information Document (KID) for details

## Key risks

- The value of investments and the income from them can fall and investors may get back less than the amount invested.
- ESG Investment Risk - Applying ESG and sustainability criteria in the investment process may result in the exclusion of securities within the fund's benchmark or universe of potential investments. The interpretation of ESG and sustainability criteria is subjective meaning that the fund may invest in assets which similar funds do not (and thus perform differently) and which may not align with the personal views of any individual investor.

Investor Services  
0345 113 69 66

[www.abrdn.com](http://www.abrdn.com)

## Management process

- The management team use their discretion (active management) to create a diversified portfolio of assets in line with the objective of the fund.
- Individual holdings will be selected primarily by using positive screening criteria that identify companies whose core business is to offer products and services that enable mitigation of climate change and other forms of environmental harm. Examples of relevant products and services include renewable energy (wind turbines, solar panels), electric vehicles and battery technologies, energy efficiency equipment, pollution control and sustainable water.
- The fund's investment process incorporates an Environmental, Social and Governance ("ESG") approach in other ways, notably through negative screens which exclude investment in companies whose activities are judged to materially exacerbate climate change and contribute to other forms of harm. These criteria are explained in more detail in the Investment Approach.
- Due to the Investment Approach, the fund's performance and risk and return profile may deviate significantly from that of the Sector, where the sector average comprises many funds with different investment approaches.











## Top Ten Holdings

Greencoat UK Wind	3.5
Renewables Infrastructure Group	2.9
Greencoat Renewables	2.4
Sdcl Energy Efficiency Income	1.9
Encavis	1.7
Sk Hynix 6.5% 2033	1.7
Inversiones CMPC 6.125% 2033	1.6
Equinix 1.55% 2028	1.6
Klabin Finance 4.875% 2027	1.5
ING Groep 0.875% 2032	1.5
<b>Assets in top ten holdings</b>	<b>20.3</b>

Source : abrdn 30/06/2024

Figures may not always sum to 100 due to rounding.

## Composition by asset (%)

Industrials	24.3	
Utilities	22.4	
Financials	5.9	
Information Technology	5.8	
Real Estate	5.2	
Consumer Discretionary	4.9	
Materials	2.6	
Communication Services	0.3	
Other	24.6	
Cash	4.0	

- (c) Equity Risk - The fund invests in equity and equity related securities. These are sensitive to variations in the stock markets which can be volatile and change substantially in short periods of time.
- (d) Credit Risk - The fund invests in securities which are subject to the risk that the issuer may default on interest or capital payments.
- (e) Interest Rate Risk - The fund invests in securities which can be subject to price fluctuation for a variety of reasons including changes in interest rates or inflation expectations.
- (f) Emerging Markets Risk - The fund may invest in emerging markets, where political, economic, legal and regulatory systems are less developed. As a result, investing in emerging markets may involve higher volatility and a greater risk of loss than investing in developed markets. In particular, where the fund invests in Variable Interest Entity (VIE) structures to gain exposure to industries with foreign ownership restrictions or invests in Chinese assets via Stock Connect / Bond Connect, there are additional operational risks, which are outlined in the prospectus.
- (g) Derivatives Risk - The use of derivatives may involve additional liquidity, credit and counterparty risks and may lead to substantial loss and increased volatility in adverse market conditions. The use of derivatives may result in the fund being leveraged (where market exposure and thus the potential for loss by the fund exceeds the amount it has invested) and in these market conditions the effect of leverage will be to magnify losses.
- (h) Real Estate Investment Trust (REIT) Risk - Dividend payment policies of the REITs in which the fund invests are not representative of the dividend payment policy of the fund.
- (i) Investing in China A shares involves special considerations and risks, including greater price volatility, a less developed regulatory and legal framework, exchange rate risk/controls, settlement, tax, quota, liquidity and regulatory risks.

## Derivative usage

- The fund will make routine use of derivatives to reduce risk, reduce cost and/ or generate extra income or growth consistent with the risk profile of the fund.
- Derivatives are linked to the value of other assets. In other words, they derive their price from one or more underlying asset. They can generate returns when the value of these underlying assets rise (long positions) or fall (short positions)
- Derivatives include instruments used to hedge non-Sterling assets and change equity and bond allocations.

---

To help you understand this fund and for a full explanation of risks and the overall risk profile of this fund and the shareclasses within it, please refer to the Key Investor Information Documents and Prospectus which are available on our website [www.abrdn.com](http://www.abrdn.com) The Prospectus also contains a glossary of key terms used in this document.

<sup>1</sup>The Historic Yield as at 31/05/2024 reflects distributions declared over the past twelve months as a percentage of the mid-market share price, as at the date shown. It does not include any preliminary charge and investors may be subject to tax on their distributions.

<sup>2</sup>These are the maximum charges that we might take out of your money before it is invested. In some cases, the charges may be less and you should speak to your financial advisor about this.

<sup>3</sup>The Ongoing Charge Figure (OCF), is the overall cost shown as a percentage of the value of the assets of the fund. It is made up of the Annual Management Charge (AMC) of 0.50% and other charges. It does not include any initial charges or the cost of buying and selling stocks for the fund. The Ongoing Charges figure can help you compare the annual operating expenses of different funds.

---

The fund is a sub-fund of abrdn OEIC V, an authorised open-ended investment company (OEIC).

The information contained in this document should not be considered as an offer, solicitation or investment recommendation to deal in the shares of any securities or financial instruments. It is not intended for distribution or use by any person or entity who is a citizen or resident of or located in any jurisdiction where such distribution, publication or use would be prohibited.

Nothing herein constitutes investment, legal, tax or other advice and is not to be relied upon in making an investment or other decision. No recommendation is made, positive or otherwise, regarding individual securities mentioned. This is not an invitation to subscribe for shares in the fund and is by way of information only.

Subscriptions will only be received and shares issued on the basis of the current Prospectus, relevant Key Investor Information Document (KIID) and Supplementary Information Document (SID) for the fund. These can be obtained free of charge from abrdn Fund Managers Limited, PO Box 9029, Chelmsford, CM99 2WJ or available on [www.abrdn.com](http://www.abrdn.com).

Any data contained herein which is attributed to a third party ("Third Party Data") is the property of (a) third party supplier(s) (the "Owner") and is licensed for use by abrdn\*. Third Party Data may not be copied or distributed. Third Party Data is provided "as is" and is not warranted to be accurate, complete or timely. To the extent permitted by applicable law, none of the Owner, abrdn\* or any other third party (including any third party involved in providing and/or compiling Third Party Data) shall have any liability for Third Party Data or for any use made of Third Party Data. Neither the Owner nor any other third party sponsors, endorses or promotes the fund or product to which Third Party Data relates.

\* abrdn means the relevant member of abrdn group, being abrdn plc together with its subsidiaries, subsidiary undertakings and associated companies (whether direct or indirect) from time to time.

FTSE International Limited ("FTSE") © FTSE 2019. "FTSE®" is a trade mark of the London Stock Exchange Group companies and is used by FTSE International Limited under license. All Rights in the FTSE indices and / or FTSE ratings vest in FTSE and/or its licensors. Neither FTSE nor its licensors accept any liability for the errors or omissions in the FTSE indices and / or FTSE ratings or underlying data. No further distribution of FTSE Data is permitted without FTSE's express written consent.

**United Kingdom (UK):** Issued by abrdn Fund Managers Limited, registered in England and Wales (740118) at 280 Bishopsgate, London EC2M 4AG. Authorised and regulated by the Financial Conduct Authority in the UK.