



# Artemis Positive Future Fund

## Class I distribution shares, GBP

MARKETING COMMUNICATION

64.87p

price at 31 Mar 2024

0.900%

ongoing charge

April 2024 (data as of 31 March 2024)

## OBJECTIVE AND INVESTMENT POLICY

### Objective

To grow capital over a five year period by investing in companies which meet the manager's criteria for positive environmental and/or social impact.

### Investment policy

#### What the fund invests in

- 80% to 100% in company shares.
- Up to 20% in bonds, cash and near cash, other transferable securities, other funds (up to 10%) managed by Artemis and third parties, money market instruments, and derivatives.

#### Use of derivatives

The fund may use derivatives for efficient portfolio management purposes to:

- reduce risk
- manage the fund efficiently.

#### Where the fund invests

- Globally

#### Industries the fund invests in

Any, except for those excluded at the sub-industry level below.

#### Other limitations specific to this fund

Shares in the following types of company are automatically excluded:

- Alcohol: companies which derive more than 5% revenue from alcohol;
- Tobacco: companies which derive more than 5% revenue from tobacco;
- Weapons: companies which produce or sell civilian firearms and/or manufacture or sell armaments, nuclear weapons or associated strategic products;
- Nuclear power: companies which mine uranium, own or operate nuclear power stations, generate nuclear power, or which supply key nuclear-specific products and services;
- Gambling: companies which derive more than 5% of revenue from gambling;
- Animal testing: companies that engage in the production and sale of animal tested cosmetics;
- Adult entertainment: companies which own an adult entertainment company or produce adult entertainment;
- Genetic modification: companies involved in the uncontrolled release of genetically-engineered organisms into the environment;
- Fossil fuels: companies which:
  - own oil & gas reserves; or
  - engage in conventional or unconventional oil and gas production and processing; or
  - own thermal coal reserves, mine thermal coal or derive more than 10% revenue from thermal coal-based electricity generation.
- Biodiversity and land use: Companies that the manager determines to be implicated in severe controversies related to the company's use or management of natural resources; and
- Companies that the manager determines to be in breach of the United Nations Global Compact principles on human rights, labour rights, the environment and anti-corruption.

### Investment strategy

- The fund is actively managed and will be concentrated, typically investing in 35-45 companies at any time.
- A number of companies are removed from the investment universe at the outset of the investment process using the criteria set out in the investment policy above.
- A research driven stock selection process is then used to identify innovative companies whose products and services the manager believes are disrupting established industries by offering a positive environmental and/or social impact.
- The manager believes that companies which have a combination of disruptive positive impact, favourable strategic positioning, an emerging competitive advantage and improving operational quality are more likely to deliver significant economic returns for their shareholders. These companies are also typically growing faster than the market.
- Assessment and measurement of a company's ability to deliver positive environmental and/or social impact and generate financial returns will be conducted at a company level. When considering the positive impact of a company, the manager analyses the impact of:
  - the products and services it provides;
  - its operational practices and standards; and
  - its future positive impact or capacity for improvement.
- The manager is predominantly driven by a qualitative approach to research and stock selection but also utilise quantitative screening and third-party research, including environmental, social and governance (ESG) screens.
- Engagement forms an important part of the manager's investment process. The manager expects that investee companies should set ambitious goals and seek to continuously improve. Engagement allows the manager to identify and monitor the progressive management philosophy they seek at investee companies. If it is the manager's opinion that an investee company no longer meets the required investment criteria or is not making sufficient progress on improving their operational performance, the fund will not make any further investments in the company and will seek to realise its investment in an orderly fashion.
- The manager will report, on at least an annual basis, on the environmental and/or social impact of the companies in which the fund invests consistent with the stated strategy using both qualitative and quantitative assessments. The report will also provide details of the manager's stewardship activities.

### Benchmarks

- MSCI AC World NR  
A widely-used indicator of the performance of global stockmarkets, in which the fund invests. It acts as a 'comparator benchmark' against which the fund's performance can be compared. Management of the fund is not restricted by this benchmark. The deviation from the benchmark may be significant and the portfolio of the fund may at times bear little or no resemblance to its benchmark.
- IA Global NR  
A group of other asset managers' funds that invest in similar asset types as this fund, collated by the Investment Association. It acts as a 'comparator benchmark' against which the fund's performance can be compared. Management of the fund is not restricted by this benchmark.

For the latest fund and market

commentaries, visit

[www.artemisfunds.com/insights](http://www.artemisfunds.com/insights),

and for any important changes

to y(our) funds, visit

[www.artemisfunds.com/fund-changes](http://www.artemisfunds.com/fund-changes).



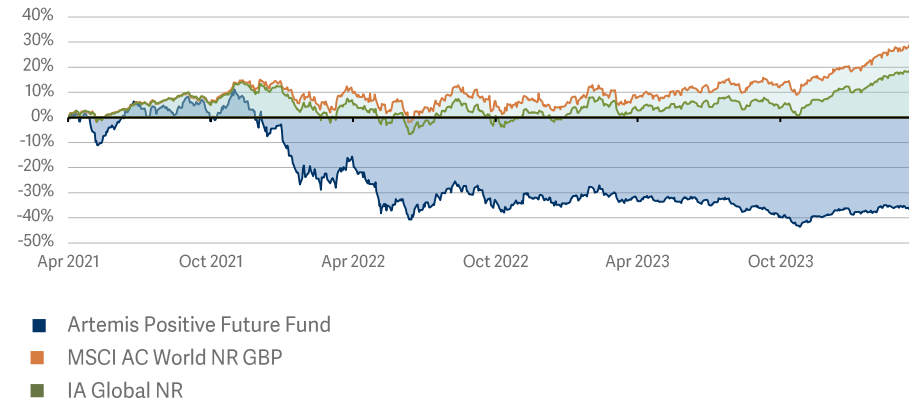
# PERFORMANCE

Past performance is not a guide to the future

## CUMULATIVE PERFORMANCE

	Since launch	1 yr	6 mo	3 mo	1 mo
Artemis Positive Future Fund	-34.4%	-3.7%	5.9%	2.8%	2.5%
MSCI AC World NR GBP	31.2%	20.6%	16.1%	9.2%	3.3%
IA Global NR	21.0%	16.9%	15.0%	7.7%	3.3%

## PERCENTAGE GROWTH



## 12 MONTHS TO QUARTER END (31 MARCH)



	2024	2023	2022	2021	2020	2019	2018	2017	2016	2015
Artemis Positive Future Fund	-3.7%	-18.5%	n/a	n/a	n/a	n/a	n/a	n/a	n/a	n/a
MSCI AC World NR GBP	20.6%	-1.4%	n/a	n/a	n/a	n/a	n/a	n/a	n/a	n/a
IA Global NR	16.9%	-3.2%	n/a	n/a	n/a	n/a	n/a	n/a	n/a	n/a

## 12 MONTHS TO YEAR END (31 DECEMBER)

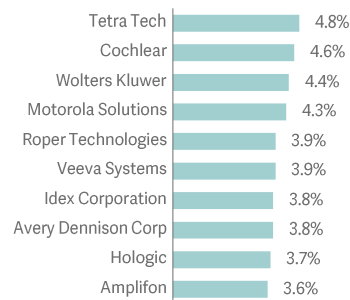


	2023	2022	2021	2020	2019	2018	2017	2016	2015	2014
Artemis Positive Future Fund	-3.0%	-32.0%	n/a	n/a	n/a	n/a	n/a	n/a	n/a	n/a
MSCI AC World NR GBP	15.3%	-8.1%	n/a	n/a	n/a	n/a	n/a	n/a	n/a	n/a
IA Global NR	12.5%	-11.1%	n/a	n/a	n/a	n/a	n/a	n/a	n/a	n/a

Source: Lipper Limited from 6 April 2021 to 31 March 2024. All figures show total returns with dividends and/or income reinvested, net of all charges. Performance does not take account of any costs incurred when investors buy or sell the fund. Returns may vary as a result of currency fluctuations if the investor's currency is different to that of the class. This class may have charges or a hedging approach different from those in the IA sector benchmark.

# COMPOSITION

## TOP 10 HOLDINGS



Source: Artemis as at 31 March 2024.

## ASSET ALLOCATION BY UN SUSTAINABLE DEVELOPMENT GOAL

SDG3: Good Health and Well-being	40.5%
SDG9: Industry, Innovation and Infrastructure	36.3%
SDG16: Peace and Justice Strong Institutions	4.3%
SDG4: Quality Education	3.6%
SDG11: Sustainable Cities and Communities	3.1%
SDG8: Decent Work and Economic Growth	2.9%
SDG12: Responsible Consumption and Production	2.8%
SDG7: Affordable and Clean Energy	1.9%
SDG6: Clean Water and Sanitation	1.4%
SDG10: Reduced Inequality	1.2%

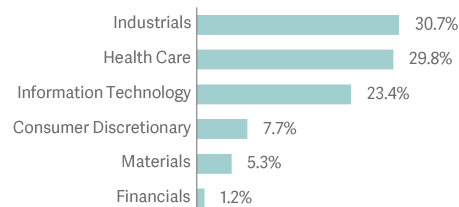
Source: Artemis as at 31 March 2024. Figures may not add to 100% due to rounding and cash holdings.

## ASSET ALLOCATION BY IMPACT



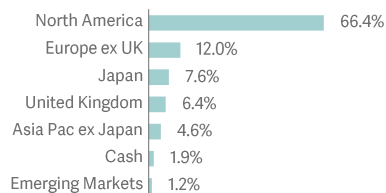
Source: Artemis as at 31 March 2024. Figures may not add to 100% due to rounding and cash holdings.

## MARKET SECTOR SPLIT



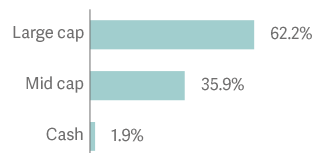
Source: Artemis as at 31 March 2024. Figures may not add up to 100% due to rounding and cash holdings.

## ASSET ALLOCATION BY REGION



Source: Artemis as at 31 March 2024. Figures may not add up to 100% due to rounding.

## ASSET ALLOCATION BY MARKET CAP



Source: Artemis as at 31 March 2024. Figures may not add up to 100% due to rounding.

## RISK CONSIDERATIONS

To ensure you understand whether this fund is suitable for you, please read the Key Investor Information which is available, along with the fund's Prospectus, from [www.artemisfunds.com](http://www.artemisfunds.com) or [www.fundinfo.com](http://www.fundinfo.com).

The fund is exposed to the following risks:

Market volatility risk	The value of the fund and any income from it can fall or rise because of movements in stockmarkets, currencies and interest rates, each of which can move irrationally and be affected unpredictably by diverse factors, including political and economic events.
Currency risk	The fund's assets may be priced in currencies other than the fund base currency. Changes in currency exchange rates can therefore affect the fund's value.
Concentration risk	The fund may have investments concentrated in a limited number of holdings. This can be more risky than holding a wider range of investments.
Charges from capital risk	Where charges are taken wholly or partly out of a fund's capital, distributable income may be increased at the expense of capital, which may constrain or erode capital growth.
Emerging markets risk	Compared to more established economies, investments in emerging markets may be subject to greater volatility due to differences in generally accepted accounting principles, less governed standards or from economic or political instability. Under certain market conditions assets may be difficult to sell.
Smaller companies risk	Investing in small and medium-sized companies can involve more risk than investing in larger, more established companies. Shares in smaller companies may not be as easy to sell, which can cause difficulty in valuing those shares.
Specialist investment objective risk	The fund will only invest in companies which have a positive environmental and/or social impact. It is also prevented from investing in companies which conduct certain types of activities. The universe of potential investments available to the fund will therefore be smaller than if no such restrictions were applied. If a company in which the fund invests no longer meets the criteria for investment and/or is not making sufficient progress on improving its operational performance, the manager will seek to sell the investment. The price which may be obtained for selling an investment in these circumstances might be lower than that which could have been obtained had the sale not been required.

## OTHER INFORMATION

*This is a marketing communication. Before making any final investment decisions, refer to the fund prospectus, available in English, and KIID/KID, available in English and in your local language depending on local country registration, from [www.artemisfunds.com](http://www.artemisfunds.com) or [www.fundinfo.com](http://www.fundinfo.com).*

*Investment in the fund concerns the acquisition of shares in the fund and not in the underlying assets of the fund.*

*The fund is a sub-fund of Artemis Investment Funds ICVC (an "OEIC"). For further information, visit [www.artemisfunds.com/oeic](http://www.artemisfunds.com/oeic).*

*Visit [www.artemisfunds.com/glossary](http://www.artemisfunds.com/glossary) for an explanation of investment terms.*

*Third parties (including FTSE and Morningstar) whose data may be included in this document do not accept any liability for errors or omissions. For information, visit [www.artemisfunds.com/third-party-data](http://www.artemisfunds.com/third-party-data).*

*Artemis has obtained any research and analysis in this communication for its own use. Although this communication is based on sources of information that Artemis believes to be reliable, no guarantee is given as to its accuracy or completeness.*

*Any forward-looking statements are based on Artemis' current expectations and projections and are subject to change without notice.*

*Issued by Artemis Fund Managers Ltd which is authorised and regulated by the Financial Conduct Authority.*

# FUND DATA

## INVESTMENT TEAM



**Sacha El Khoury**

Fund manager,  
since March  
2024

## KEY FACTS

Fund type	OEIC
Asset class	Equity
Focus	Capital growth
Regional focus	Global
SEDOL	BMVH5B9
ISIN	GB00BMVH5B96
Fund launch date	6 April 2021
Class launch date	6 April 2021
Class launch price	100.00p
Class currency	GBP
Valuation point	12:00
Year end	28th February
Distribution date	30 April
Fund size	£7.9m

Source: Artemis as at 31 March 2024.

## PRICE AND YIELD(S)

Price	64.87p
Historic yield	0.65%

Source: Artemis as at 31 March 2024.


The historic yield reflects distributions declared over the past 12 months as a percentage of the price, as at the date shown. It does not include any preliminary charge and investors may be subject to tax on their distributions.

## CHARGES

Initial charge	0%
Ongoing charge	0.900%

The ongoing charge covers the annual operating expenses of running the fund and is shown as at the date of the Key Investor Information Document, where further information about the fund's charges can be found. Additional costs may be incurred, such as portfolio transaction costs and transfer taxes, which may reduce performance. For further information, visit [www.artemisfunds.com/charges](http://www.artemisfunds.com/charges).

## RISK AND REWARD PROFILE



The fund is in the category shown due to historic volatility (how much and how quickly the value of shares in the fund may have risen and fallen in the past due to movements in markets, currencies and interest rates). It may not be a reliable indication of the future risk profile of the fund.

## DISTRIBUTION HISTORY

Record date	Ex-dividend date	Payment date	Distribution
28 Feb 2023	01 Mar 2023	28 Apr 2023	0.2610p
28 Feb 2022	01 Mar 2022	29 Apr 2022	0.0507p

Source: Artemis. Distribution is per unit/share. For accumulation classes, distributions are reinvested and reflected in the price. Maximum last 10 distributions shown.

