



# Artemis Income Fund

## Class I accumulation units, GBP

MARKETING COMMUNICATION

643.38p

price at 31 Mar 2024

0.800%

ongoing charge

April 2024 (data as of 31 March 2024)

## OBJECTIVE AND INVESTMENT POLICY

### Objective

To grow both income and capital over a five year period.

### Investment policy

#### What the fund invests in

- 80% to 100% in company shares.
- Up to 20% in bonds, cash and near cash, other transferable securities, other funds (up to 10%) managed by Artemis and third party funds, money market instruments, and derivatives.

#### Use of derivatives

The fund may use derivatives for efficient portfolio management purposes to:

- reduce risk
- manage the fund efficiently.

#### Where the fund invests

- At least 80% in the United Kingdom
- Up to 20% in other countries

#### Industries the fund invests in

- Any

#### Other limitations specific to this fund

- None

### Investment strategy

- The fund is actively managed.
- The manager believes that a company's free cashflow yield drives its valuation.
- Accordingly, the fund focuses on companies' free cashflow yield by taking into account current and prospective dividends and the likelihood of the dividend being maintained in the future.

### Benchmarks

- FTSE All-Share Index TR  
A widely-used indicator of the performance of the UK stockmarket, in which the fund invests. It acts as a 'comparator benchmark' against which the fund's performance can be compared. Management of the fund is not restricted by this benchmark.
- IA UK Equity Income NR  
A group of other asset managers' funds that invest in similar asset types as this fund, collated by the Investment Association. It acts as a 'comparator benchmark' against which the fund's performance can be compared. Management of the fund is not restricted by this benchmark.

For the latest fund and market commentaries, visit [www.artemisfunds.com/insights](http://www.artemisfunds.com/insights), and for any important changes to y(our) funds, visit [www.artemisfunds.com/fund-changes](http://www.artemisfunds.com/fund-changes).



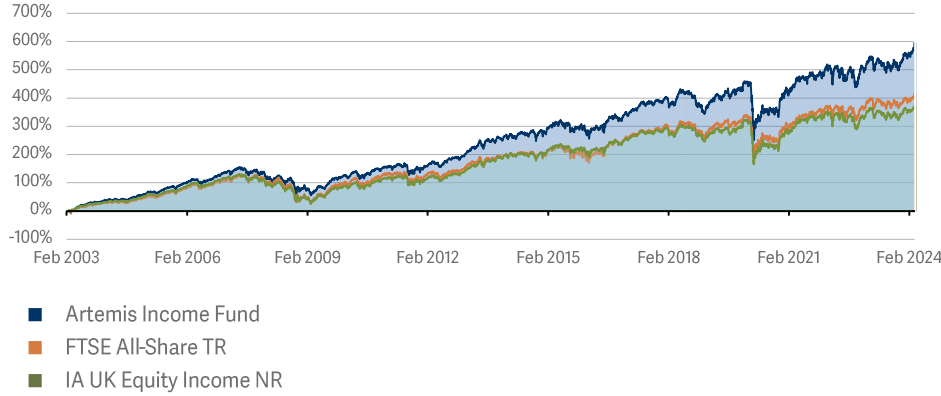
# PERFORMANCE

Past performance is not a guide to the future

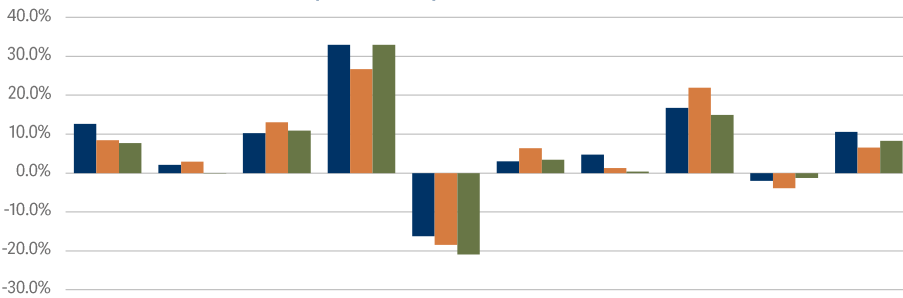
## CUMULATIVE PERFORMANCE

	Since launch	10 yrs	5 yrs	3 yrs	1 yr	6 mo	3 mo	1 mo
Artemis Income Fund	598.3%	92.5%	41.1%	26.7%	12.6%	11.5%	5.8%	5.9%
FTSE All-Share TR	419.4%	75.3%	30.3%	26.1%	8.4%	6.9%	3.6%	4.8%
IA UK Equity Income NR	376.5%	60.1%	25.4%	19.3%	7.7%	7.0%	2.5%	4.4%

## PERCENTAGE GROWTH

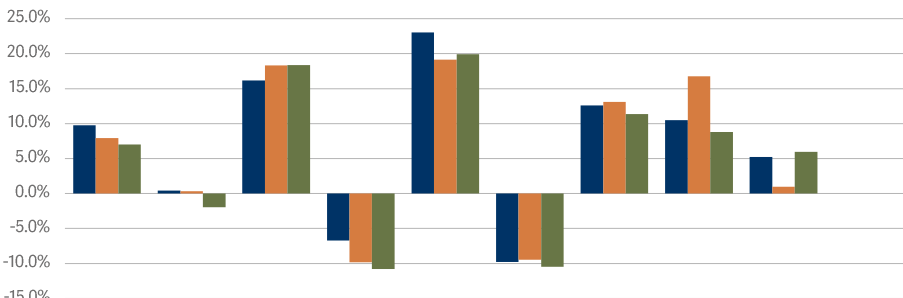


## 12 MONTHS TO QUARTER END (31 MARCH)



	2024	2023	2022	2021	2020	2019	2018	2017	2016	2015
Artemis Income Fund	12.6%	2.1%	10.3%	32.9%	-16.2%	3.0%	4.7%	16.7%	-2.0%	10.6%
FTSE All-Share TR	8.4%	2.9%	13.0%	26.7%	-18.5%	6.4%	1.2%	22.0%	-3.9%	6.6%
IA UK Equity Income NR	7.7%	-0.1%	10.9%	32.9%	-20.9%	3.4%	0.4%	14.9%	-1.3%	8.3%

## 12 MONTHS TO YEAR END (31 DECEMBER)

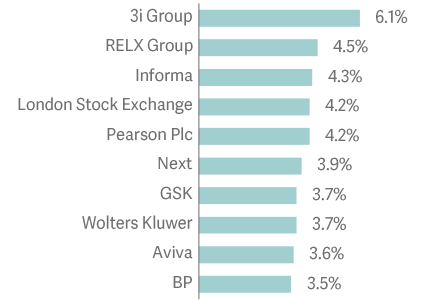


	2023	2022	2021	2020	2019	2018	2017	2016	2015	2014
Artemis Income Fund	9.8%	0.4%	16.2%	-6.7%	23.0%	-9.8%	12.6%	10.5%	5.2%	n/a
FTSE All-Share TR	7.9%	0.3%	18.3%	-9.8%	19.2%	-9.5%	13.1%	16.8%	1.0%	n/a
IA UK Equity Income NR	7.0%	-2.0%	18.4%	-10.8%	19.9%	-10.5%	11.4%	8.8%	6.0%	n/a

Source: Lipper Limited from 3 February 2003 (when Artemis took over management of the fund) to 31 March 2024. Data prior to 7 March 2008 reflects class R accumulation GBP. All figures show total returns with dividends and/or income reinvested, net of all charges. Performance does not take account of any costs incurred when investors buy or sell the fund. Returns may vary as a result of currency fluctuations if the investor's currency is different to that of the class. This class may have charges or a hedging approach different from those in the IA sector benchmark.

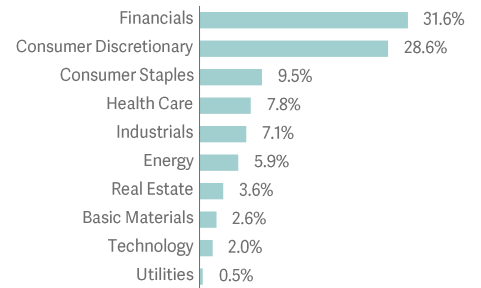
# COMPOSITION

## TOP 10 HOLDINGS



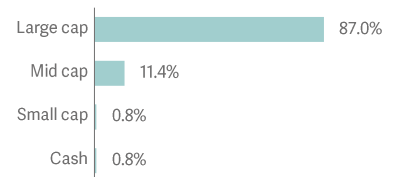
Source: Artemis as at 31 March 2024.

## MARKET SECTOR SPLIT



Source: Artemis as at 31 March 2024. Figures may not add up to 100% due to rounding and cash holdings.

## ASSET ALLOCATION BY MARKET CAP



Source: Artemis as at 31 March 2024. Figures may not add up to 100% due to rounding.

## RISK CONSIDERATIONS

---

To ensure you understand whether this fund is suitable for you, please read the Key Investor Information which is available, along with the fund's Prospectus, from [www.artemisfunds.com](http://www.artemisfunds.com) or [www.fundinfo.com](http://www.fundinfo.com).

The fund is exposed to the following risks:

Market volatility risk	The value of the fund and any income from it can fall or rise because of movements in stockmarkets, currencies and interest rates, each of which can move irrationally and be affected unpredictably by diverse factors, including political and economic events.
Currency risk	The fund's assets may be priced in currencies other than the fund base currency. Changes in currency exchange rates can therefore affect the fund's value.
Charges from capital risk	Where charges are taken wholly or partly out of a fund's capital, distributable income may be increased at the expense of capital, which may constrain or erode capital growth.
Income risk	The payment of income and its level is not guaranteed.

## OTHER INFORMATION

---

*This is a marketing communication. Before making any final investment decisions, refer to the fund prospectus, available in English, and KIID/KID, available in English and in your local language depending on local country registration, from [www.artemisfunds.com](http://www.artemisfunds.com) or [www.fundinfo.com](http://www.fundinfo.com).*

*Investment in the fund concerns the acquisition of units in the fund and not in the underlying assets of the fund.*

*The fund is an authorised unit trust scheme. For further information, visit [www.artemisfunds.com/unittrusts](http://www.artemisfunds.com/unittrusts).*

*Visit [www.artemisfunds.com/glossary](http://www.artemisfunds.com/glossary) for an explanation of investment terms.*

*Third parties (including FTSE and Morningstar) whose data may be included in this document do not accept any liability for errors or omissions. For information, visit [www.artemisfunds.com/third-party-data](http://www.artemisfunds.com/third-party-data).*

*Artemis has obtained any research and analysis in this communication for its own use. Although this communication is based on sources of information that Artemis believes to be reliable, no guarantee is given as to its accuracy or completeness.*

*Any forward-looking statements are based on Artemis' current expectations and projections and are subject to change without notice.*

*Issued by Artemis Fund Managers Ltd which is authorised and regulated by the Financial Conduct Authority.*

# FUND DATA

## INVESTMENT TEAM



**Adrian Frost**  
Fund manager,  
since January  
2002



**Nick Shenton**  
Fund manager,  
since October  
2012



**Andy Marsh**  
Fund manager,  
since February  
2018

## KEY FACTS

Fund type	Unit trust
Asset class	Equity
Focus	Income
Regional focus	United Kingdom
SEDOL	B2PLJH1
ISIN	GB00B2PLJH12
Fund launch date	6 June 2000
Class launch date	7 March 2008
Class launch price	204.84p
Class currency	GBP
Valuation point	12:00
Year end	30 April
Accumulation/distribution date	31 December, 30 June
Fund size	£4,685.8m

Source: Artemis as at 31 March 2024.

## PRICE AND YIELD

Price	643.38p
Historic yield	3.58%

Source: Artemis as at 31 March 2024.


The historic yield reflects distributions declared over the past 12 months as a percentage of the price, as at the date shown. It does not include any preliminary charge and investors may be subject to tax on their distributions.

## CHARGES

Initial charge	0%
Ongoing charge	0.800%

The ongoing charge covers the annual operating expenses of running the fund and is shown as at the date of the Key Investor Information Document, where further information about the fund's charges can be found. Additional costs may be incurred, such as portfolio transaction costs and transfer taxes, which may reduce performance. For further information, visit [www.artemisfunds.com/charges](http://www.artemisfunds.com/charges).

## RISK AND REWARD PROFILE



The fund is in the category shown due to historic volatility (how much and how quickly the value of shares in the fund may have risen and fallen in the past due to movements in markets, currencies and interest rates). It may not be a reliable indication of the future risk profile of the fund.

## RATINGS AND AWARDS

FE Alpha Manager - Adrian Frost

Source: FE Alpha Manager rating applies to Adrian Frost based on data to 31 December 2023. For more information visit [www.artemisfunds.com/endorsements](http://www.artemisfunds.com/endorsements). Third party endorsements are not a recommendation to buy.

