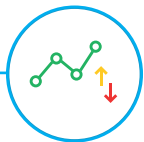


# Legal & General Future World Sustainable European Equity Focus Fund



Unit Trust (UK UCITS compliant) I-Class GBP

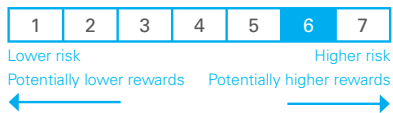
Base currency: **GBP**

Domicile: **UK**

## FUND AIM

The objective of the Fund is to provide growth in excess of the FTSE World Europe ex UK TR Net Index, (the "Benchmark Index"). The Fund aims to outperform the Benchmark Index over rolling three year periods after the deduction of all fees and expenses.

## RISK AND REWARD PROFILE



The synthetic risk and reward indicator (SRRI) is based on the historic volatility of the fund's value and it may change in the future.

The fund is in category 6 because it invests in company shares which are sensitive to variations in the stock market. The value of company shares can change substantially over short periods of time.

For more information, please refer to the Key Risks section on page 3.

## WHO IS THIS FUND FOR?

- This fund is designed for investors looking for growth from an investment in European company shares (excluding UK companies).
- Although investors can take their money out at any time, this fund may not be appropriate for those who plan to withdraw their money within five years.
- This fund is not designed for investors who cannot afford more than a minimal loss of their investment.
- If you do not understand this document we recommend you seek additional information to help you decide if this fund is right for you.

## FUND FACTS

Fund size	Fund launch date
<b>£31.1m</b>	<b>9 Sep 1985</b>
Historical yield	
<b>0.9%</b>	

## COSTS

Initial charge	Ongoing charge
<b>0%</b>	<b>0.81%</b>
Price basis	Dilution adjustment
<b>Single swing</b>	<b>0.224%- round trip</b>

## BENCHMARKS

Benchmark  
**FTSE Cus W Europe xUK Mid (12:00) Net (UK UCIT) TR**

Comparator benchmark  
**IA Sector: Europe Ex UK**

## PERFORMANCE (%)



	1 month	3 months	1 year	3 years	5 years
Fund	-1.56	-9.76	-0.59	-26.83	4.77
Benchmark	-1.07	-5.09	7.31	14.36	40.63
Comparator	-1.22	-4.99	6.60	8.16	36.11

## 12 MONTH PERFORMANCE TO MOST RECENT QUARTER (%)

	2024	2023	2022	2021	2020
Fund	8.91	10.01	-37.10	13.14	35.64
Benchmark	15.00	20.54	-13.60	21.66	0.72
Comparator	14.33	18.28	-16.47	22.43	3.48

Performance for the I Inc unit class in GBP, launched on 17 August 2012. Source: Lipper. Performance assumes all fund charges have been taken and that all income generated by the investments, after deduction of tax, remains in the fund.

**Past performance is not a guide to the future.**

## FUND SNAPSHOT











- **What does it invest in?** Invests at least 90% in shares of European companies, excluding the UK.
- **How does it invest?** Actively managed, with holdings in between 20 and 50 companies on average over a typical market cycle of 3-5 years, which means the fund may be concentrated at times.

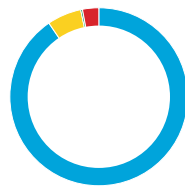


## PORTFOLIO BREAKDOWN

All data source LGIM unless otherwise stated. Totals may not sum due to rounding.

### COUNTRY (%)\*

 Germany	18.6
 Switzerland	16.8
 Denmark	14.9
 United States	13.5
 France	7.9
 Taiwan	6.1
 Spain	5.0
 Italy	4.9
 Finland	3.0
 Other	9.3



### MARKET CAPITALISATION (%)

Large	90.5
Mid	6.2
Cash and Equivalents	0.3
Other	2.9



■ Top 10 holdings 41.8%  
■ Rest of portfolio 58.2%  
No. of holdings 41

### TOP 10 HOLDINGS (%)

Novo Nordisk	7.5
ASML Holding	6.1
Nestle	4.1
Merck KGaA	3.8
Siemens	3.6
Sika	3.4
Roche Hldgs	3.4
Siemens Healthineer	3.4
Coloplast	3.3
Schneider Electric	3.2

\*Allocation is based on country of risk.

### TOP SECTOR OVER/UNDERWEIGHTS (%)

	Fund	Benchmark	
Health Care	31.6	16.4	
Technology	12.6	9.7	
Industrials	22.1	19.3	
Telecommunications	5.8	3.4	
Consumer Staples	9.2	6.8	
Energy	3.1	3.6	
Real Estate	0.0	1.2	
Basic Materials	0.0	4.0	
Consumer Discretionary	4.3	11.5	
Financials	6.9	20.0	

### TOP 5 STOCK OVER/UNDERWEIGHTS (%)

	Fund	Relative	
Novo Nordisk	7.5	3.6	
Merck KGaA	3.8	3.6	
Siemens Healthineer	3.4	3.2	
Coloplast	3.3	3.1	
Sika	3.4	3.0	
TotalEnergies	0.0	-1.4	
Allianz	0.0	-1.4	
Lvmh Moet Hennessy	0.0	-1.8	
Novartis	0.0	-2.6	
SAP	0.0	-3.1	



**Stuart  
Briscoe**



**David  
Jackson**

### FUND MANAGERS

Stuart Briscoe, Portfolio Manager, Active Strategies, joined LGIM in September 2018 from ICM Investment Management. Previous roles include positions at Sarasin & Partners and Henderson Global Investors. He graduated from Warwick University with a BSc in Economics, is a CFA charterholder and holds the CFA Certificate in ESG Investing.

David joined LGIM in 2019 and is a portfolio manager focusing on UK and European value equities. David read physics at Worcester College, Oxford and holds a Master's in Finance from London Business School. He is a CFA charter holder.

## KEY RISKS

- The value of an investment and any income taken from it is not guaranteed and can go down as well as up; you may not get back the amount you originally invested.
- The return from this fund is dependent on relatively few individual investments. This means that a fall in the value of an individual investment can have a major impact on the overall performance of the fund.
- The fund could lose money if any institution providing services such as acting as counterparty to derivatives or other instruments, becomes unwilling or unable to meet its obligations to the fund.
- Derivatives are highly sensitive to changes in the value of the asset on which they are based and can increase the size of losses and gains.
- The fund may have underlying investments that are valued in currencies that are different from sterling (British pounds). Exchange rate fluctuations will impact the value of your investment. Currency hedging techniques may be applied to reduce this impact but may not entirely eliminate it.

For more information, please refer to the key investor information document on our website [↗](#)

## LATEST DISTRIBUTION INFORMATION

For distributing unit classes, the latest payments are shown below. Please note that these payments are not guaranteed, are at the discretion of the manager and may be paid out of capital.

Type	Ex-div date	Pay date	Pence per unit
Final	29 Jul 24	28 Sep 24	3.56p
Final	31 Jul 23	28 Sep 23	2.80p
Final	29 Jul 22	28 Sep 22	0.36p
Final	29 Jul 21	28 Sep 21	0.00p



### SPOTLIGHT ON LEGAL & GENERAL INVESTMENT MANAGEMENT

We are one of Europe's largest asset managers and a major global investor, with assets under management of £1,122.2 billion (as at 30 June 2024). We work with a wide range of global clients, including pension schemes, sovereign wealth funds, fund distributors and retail investors.

Source: LGIM internal data as at 30 June 2024. The AUM disclosed aggregates the assets managed by LGIM in the UK, LGIMA in the US and LGIM Asia in Hong Kong (2018-2019 only). The AUM includes the value of securities and derivatives positions.

## DEALING INFORMATION

Valuation frequency	Daily, 12pm (UK time)
Dealing frequency	Daily
Settlement period	T+4

## CODES

<b>ISIN</b>	I Acc	GB00B7J5FY33
	I Inc	GB00B78RV756
<b>SEDOL</b>	I Acc	B7J5FY3
	I Inc	B78RV75
<b>Bloomberg</b>	I Acc	LGEUTIA LN
	I Inc	LGEUTII LN

## TO FIND OUT MORE

 Visit [www.legalandgeneral.com](http://www.legalandgeneral.com)

 Call **0370 050 0955**

 Email [investments@landg.com](mailto:investments@landg.com)

Lines are open Monday to Friday 9.00am to 5.00pm. We may record and monitor calls. Call charges will vary.

## Important information

Copyright © 2024 Legal & General. This document is subject to copyright. Any unauthorised use is strictly prohibited. All rights are reserved. Issued by Legal & General (Unit Trust Managers) Limited as management company for this fund. Registered in England and Wales No. 01009418. Registered Office: One Coleman Street, London, EC2R 5AA. Authorised and Regulated by the Financial Conduct Authority No. 119273. We are members of the Investment Association. All features described in this fact sheet are those current at the time of publication and may be changed in the future. Nothing in this fact sheet should be construed as advice and it is therefore not a recommendation to buy or sell investments. If in doubt about the suitability of this product, you should seek professional advice. No investment decisions should be made without first reviewing the key investor information document of the Fund ("KIID") which can be obtained from [www.legalandgeneral.com](http://www.legalandgeneral.com). This fact sheet is only directed at investors resident in jurisdictions where this fund is registered for sale. It is not an offer or invitation to persons outside of those jurisdictions. We reserve the right to reject any applications from outside of such jurisdictions.

Source: London Stock Exchange Group plc and its group undertakings (collectively, the "LSE Group"). © LSE Group 2024. FTSE Russell is a trading name of certain of the LSE Group companies. "FTSE®" is a trade mark of the relevant LSE Group companies and is used by any other LSE Group company under license. All rights in the FTSE Russell indexes or data vest in the relevant LSE Group company which owns the index or the data. Neither LSE Group nor its licensors accept any liability for any errors or omissions in the indexes or data and no party may rely on any indexes or data contained in this communication. No further distribution of data from the LSE Group is permitted without the relevant LSE Group company's express written consent. The LSE Group does not promote, sponsor or endorse the content of this communication.