



# Artemis Strategic Bond Fund

## Class I quarterly accumulation units, GBP

MARKETING COMMUNICATION

110.15p

price at 31 Mar 2024

0.590%

ongoing charge

April 2024 (data as of 31 March 2024)

## OBJECTIVE AND INVESTMENT POLICY

### Objective

To provide a combination of income and capital growth over a five year period.

### Investment policy

#### What the fund invests in

- 80% to 100% in debt and debt-related securities (of any credit quality).
- The fund may also invest in cash and near cash, other transferable securities, other funds (up to 10%) managed by Artemis and third party funds, money market instruments, company shares, and derivatives.

#### Use of derivatives

The fund may use derivatives such as futures, forwards, swaps and options:

- for investment purposes to achieve the fund objective, including taking long and short positions in debt and debt-related securities, credit spreads (via credit default swaps on single issuers or indices), interest rates or inflation expectations
- to produce additional income or growth
- for efficient portfolio management purposes to reduce risk and manage the fund efficiently.

#### Where the fund invests

- Globally

#### Industries the fund invests in

- Any

#### Other limitations specific to this fund

- At least 80% of the fund will be invested in assets denominated in sterling or will be hedged back to sterling.

### Investment strategy

- The fund is actively managed.
- Returns are driven in four ways:
  - investing globally in government bonds, Investment Grade and High Yield debt and debt-related securities
  - adjusting the portfolio duration
  - allocation between different credit ratings and different economic sectors
  - security selection including different levels of seniority
- When investing in corporate debt and debt-related securities, the manager seeks to invest in profitable and resilient companies with a robust business model offering an attractive risk-reward profile.

### Benchmarks

- IA £ Strategic Bond NR  
A group of other asset managers' funds that invest in similar asset types as this fund, collated by the Investment Association. It acts as a 'comparator benchmark' against which the fund's performance can be compared. Management of the fund is not restricted by this benchmark.

For the latest fund and market commentaries, visit

[www.artemisfunds.com/insights](http://www.artemisfunds.com/insights),

and for any important changes

to y(our) funds, visit

[www.artemisfunds.com/fund-changes](http://www.artemisfunds.com/fund-changes).



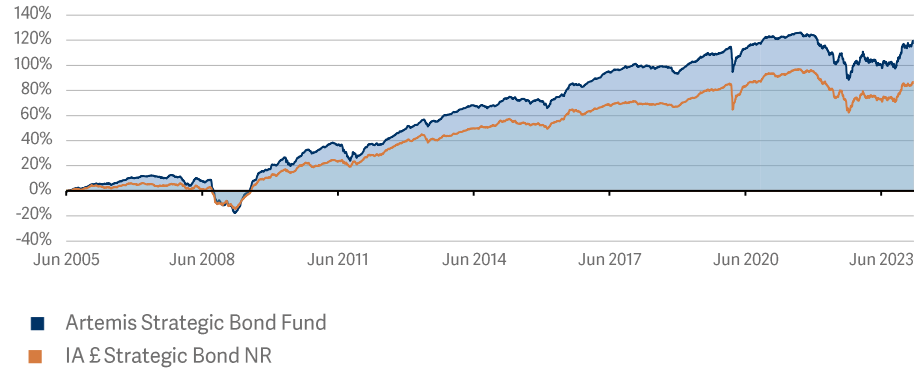
# PERFORMANCE

Past performance is not a guide to the future

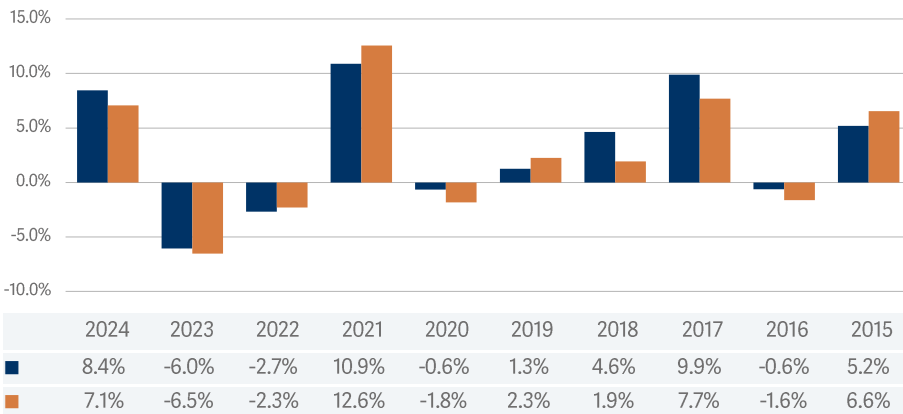
## CUMULATIVE PERFORMANCE

	Since launch	10 yrs	5 yrs	3 yrs	1 yr	6 mo	3 mo	1 mo
Artemis Strategic Bond Fund	119.7%	33.0%	9.2%	-0.8%	8.4%	9.3%	1.3%	2.2%
IA £ Strategic Bond NR	87.0%	27.2%	8.1%	-2.2%	7.1%	8.0%	0.9%	1.7%
Position in sector	5/18	18/45	26/56	29/65	29/69	17/70	26/70	10/71
Quartile	1	2	2	2	2	1	2	1

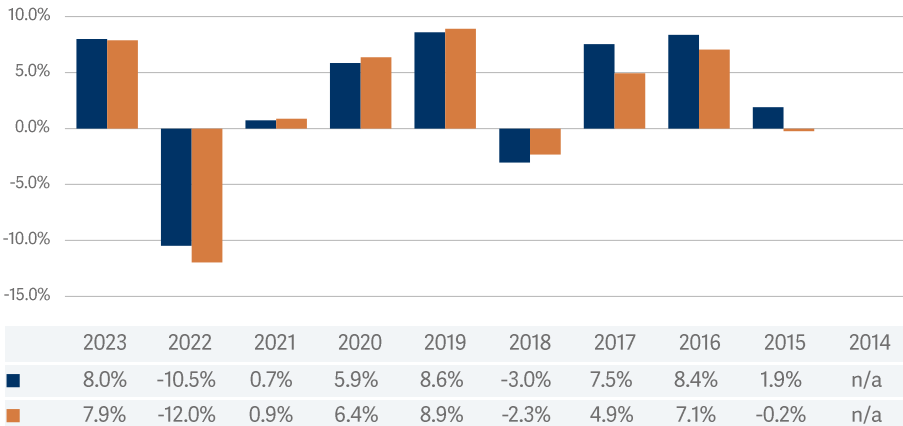
## PERCENTAGE GROWTH



## 12 MONTHS TO QUARTER END (31 MARCH)



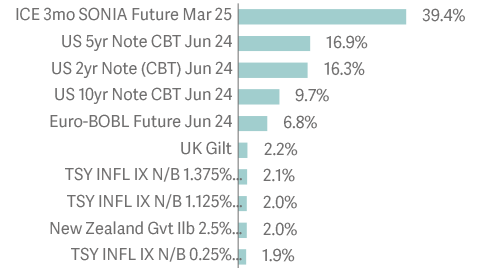
## 12 MONTHS TO YEAR END (31 DECEMBER)



Source: Lipper Limited from 30 June 2005 to 31 March 2024. Data prior to 7 March 2008 reflects class R quarterly accumulation GBP. All figures show total returns with dividends and/or income reinvested, net of all charges. Performance does not take account of any costs incurred when investors buy or sell the fund. Returns may vary as a result of currency fluctuations if the investor's currency is different to that of the class. This class may have charges or a hedging approach different from those in the IA sector benchmark.

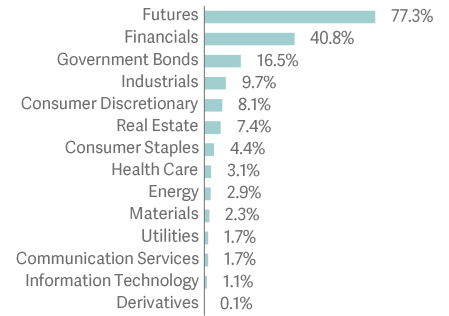
# COMPOSITION

## TOP 10 HOLDINGS



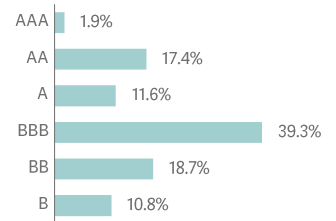
Source: Artemis as at 31 March 2024.

## MARKET SECTOR SPLIT



Source: Artemis as at 31 March 2024. Figures may not add up to 100% due to rounding and cash holdings.

## BOND RATING ALLOCATION



Source: Artemis as at 31 March 2024. Figures may not add up to 100% due to rounding, cash, equity and derivative holdings.

## RISK CONSIDERATIONS

To ensure you understand whether this fund is suitable for you, please read the Key Investor Information which is available, along with the fund's Prospectus, from [www.artemisfunds.com](http://www.artemisfunds.com) or [www.fundinfo.com](http://www.fundinfo.com).

The fund is exposed to the following risks:

Market volatility risk	The value of the fund and any income from it can fall or rise because of movements in stockmarkets, currencies and interest rates, each of which can move irrationally and be affected unpredictably by diverse factors, including political and economic events.
Currency risk	The fund's assets may be priced in currencies other than the fund base currency. Changes in currency exchange rates can therefore affect the fund's value.
Bond liquidity risk	The fund holds bonds which could prove difficult to sell. As a result, the fund may have to lower the selling price, sell other investments or forego more appealing investment opportunities.
Higher-yielding bonds risk	The fund may invest in higher-yielding bonds, which may increase the risk to capital. Investing in these types of assets (which are also known as sub-investment grade bonds) can produce a higher yield but also brings an increased risk of default, which would affect the capital value of the fund.
Credit risk	Investments in bonds are affected by interest rates, inflation and credit ratings. It is possible that bond issuers will not pay interest or return the capital. All of these events can reduce the value of bonds held by the fund.
Derivatives risk	The fund may invest in derivatives with the aim of profiting from falling ('shorting') as well as rising prices. Should the asset's value vary in an unexpected way, the fund value will reduce. Refer to the investment policy in fund's prospectus for further details on how derivatives may be used.
Emerging markets risk	Compared to more established economies, investments in emerging markets may be subject to greater volatility due to differences in generally accepted accounting principles, less governed standards or from economic or political instability. Under certain market conditions assets may be difficult to sell.
Income risk	The payment of income and its level is not guaranteed.
Counterparty risk	Investments such as derivatives are made using financial contracts with third parties. Those third parties may fail to meet their obligations to the fund due to events beyond the fund's control. The fund's value could fall because of loss of monies owed by the counterparty and/or the cost of replacement financial contracts.
Leverage risk	The fund may operate with a significant amount of leverage. Leverage occurs when the economic exposure created by the use of derivatives is greater than the amount invested. A leveraged portfolio may result in large fluctuations in its value and therefore entails a high degree of risk including the risk that losses may be substantial.

## OTHER INFORMATION

*This is a marketing communication. Before making any final investment decisions, refer to the fund prospectus, available in English, and KIID/KID, available in English and in your local language depending on local country registration, from [www.artemisfunds.com](http://www.artemisfunds.com) or [www.fundinfo.com](http://www.fundinfo.com).*

*Investment in the fund concerns the acquisition of units in the fund and not in the underlying assets of the fund.*

*The fund is an authorised unit trust scheme. For further information, visit [www.artemisfunds.com/unittrusts](http://www.artemisfunds.com/unittrusts).*

*Visit [www.artemisfunds.com/glossary](http://www.artemisfunds.com/glossary) for an explanation of investment terms.*

*Third parties (including FTSE and Morningstar) whose data may be included in this document do not accept any liability for errors or omissions. For information, visit [www.artemisfunds.com/third-party-data](http://www.artemisfunds.com/third-party-data).*

*Artemis has obtained any research and analysis in this communication for its own use. Although this communication is based on sources of information that Artemis believes to be reliable, no guarantee is given as to its accuracy or completeness.*

*Any forward-looking statements are based on Artemis' current expectations and projections and are subject to change without notice.*

*Issued by Artemis Fund Managers Ltd which is authorised and regulated by the Financial Conduct Authority.*

# FUND DATA

## INVESTMENT TEAM



**David Ennett**

Fund manager,  
since November  
2023



**Grace Le**

Fund manager,  
since November  
2023



**Liam O'Donnell**

Fund manager,  
since November  
2023

## KEY FACTS

Fund type	Unit trust
Asset class	Bond
Focus	Income
Regional focus	Global
SEDOL	B2PLJR1
ISIN	GB00B2PLJR10
Fund launch date	30 June 2005
Class launch date	7 March 2008
Class launch price	56.27p
Class currency	GBP
Valuation point	12:00
Year end	31 March
Accumulation date	30 Apr, 31 Jul, 31 Oct, 31 Jan
Fund size	£915.2m

Source: Artemis as at 31 March 2024.

## PRICE AND YIELD(S)

Price	110.15p
Distribution yield	4.64%
Underlying yield	4.64%

Source: Artemis as at 31 March 2024


The distribution yield reflects the amount that may be expected to be distributed over the next twelve months as a percentage of the mid-market unit price of the fund as at the date shown. It is based on a snapshot of the portfolio on that day. It does not include any preliminary charge and investors may be subject to tax on distributions. The underlying yield is calculated in the same way as the distribution yield but is net of charges and therefore lower than the distribution yield. These yields are not indicators of the future performance of the fund.

## CHARGES

Initial charge	0%
Ongoing charge	0.590%

The ongoing charge covers the annual operating expenses of running the fund and is shown as at the date of the Key Investor Information Document, where further information about the fund's charges can be found. Additional costs may be incurred, such as portfolio transaction costs and transfer taxes, which may reduce performance. For further information, visit [www.artemisfunds.com/charges](http://www.artemisfunds.com/charges).

## RISK AND REWARD PROFILE



The fund is in the category shown due to historic volatility (how much and how quickly the value of shares in the fund may have risen and fallen in the past due to movements in markets, currencies and interest rates). It may not be a reliable indication of the future risk profile of the fund.

## RATINGS AND AWARDS

FE Alpha Manager - Grace Le

Source: FE Alpha Manager rating applies to Grace Le based on data to 31 December 2023. For more information visit [www.artemisfunds.com/endorsements](http://www.artemisfunds.com/endorsements). Third party endorsements are not a recommendation to buy.

