

# abrdn American Income Equity Fund

Platform 1 Acc GBP



31 March 2024

## Objective

To generate income and some growth over the long term (5 years or more) by investing in US equities (company shares).

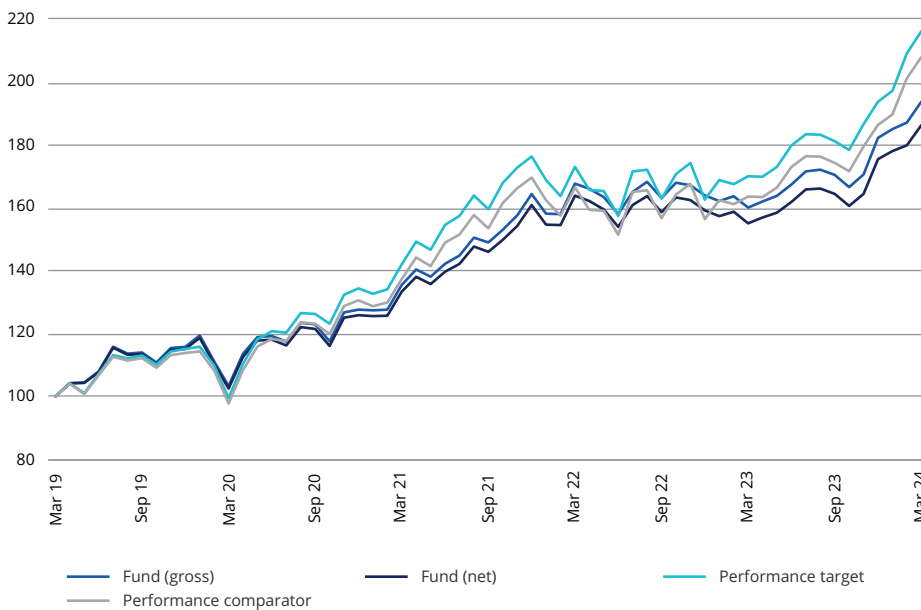
**Performance Target:** To deliver a yield greater than that of and achieve a return in excess of the S&P 500 Index over a rolling five year period (before charges). There is no certainty or promise that the Performance Target will be achieved.

The S&P 500 Index (the "Index") is a representative index of the US stock market.

## Portfolio securities

- The fund will invest at least 70% in US equities.
- The fund may also invest up to 20% in Canadian or Latin American equities.
- The fund may also invest in other funds (including those managed by abrdn), cash and assets that can be turned into cash quickly.

## Performance



## Cumulative and annualised performance

	1 month	6 months	Year to date	1 year	3 years (p.a.)	5 years (p.a.)
Fund (gross) (%)	3.56	13.67	6.32	21.06	12.66	14.13
Fund (net) (%)	3.55	13.29	6.14	20.13	11.78	13.23
Performance target (%)	3.36	19.31	11.57	27.13	15.03	16.67
Performance comparator (%)	3.36	19.31	11.57	27.13	14.82	15.77

## Discrete annual returns - year to 31/3

	2024	2023	2022	2021	2020
Fund (gross) (%)	21.06	-4.55	23.80	31.10	3.33
Fund (net) (%)	20.13	-5.37	22.90	30.06	2.50
Performance target (%)	27.13	-1.74	21.86	42.81	-0.57
Performance comparator (%)	27.13	-1.74	21.18	40.51	-2.24

Performance Data: Share Class Platform 1 Acc GBP.

Benchmark history: Performance comparator - S&P 500 Index

Source: abrdn (Fund & Benchmark) and Morningstar (Sector). Basis: Total Return, NAV to NAV, UK Net/Gross Income Reinvested.

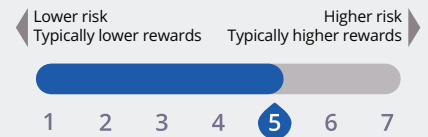
"Fund (Net)" refers to the actual unit price performance of the shareclass shown; "Fund(Gross)" adds back charges such as the annual management charge to present performance on the same basis as the performance target / performance comparator / portfolio constraining benchmark. These figures do not include the initial charge; if this is paid it will reduce performance from that shown.

**Past performance is not a guide to future returns and future returns are not guaranteed.**

## Key facts

Fund manager(s)	Fran Radano
Fund managers start date	31 March 2020
Fund launch date	15 June 2016
Share class launch date	15 June 2016
Authorised corporate director (ACD)	abrdn Fund Managers Limited
Fund size	£23.1m
Number of holdings	43
Performance target/ Performance comparator	S&P 500 Index
Fund historic yield <sup>1</sup>	1.20%
Distribution frequency	Quarterly
Entry charge (up to) <sup>2</sup>	0.00%
Annual management charge	0.75%
Ongoing charge figure <sup>3</sup>	0.89%
Minimum initial investment	GBP 1,000,000
Fund type	OEIC
Valuation point	12:00 (UK time)
Base currency	GBP
Sedol	BYV2091
ISIN	GB00BYV20911
Bloomberg	SLIAP1A LN
Citicode	N5MW
Domicile	United Kingdom

## Risk and reward profile



This indicator reflects the volatility of the fund's share price. See the relevant UCITS Key Investor Information Document (KIID) or PRIIPs Key Information Document (KID) for details

## Key risks

- The value of investments and the income from them can fall and investors may get back less than the amount invested.
- Equity Risk** - The fund invests in equity and equity related securities. These are sensitive to variations in the stock markets which can be volatile and change substantially in short periods of time.
- Concentration Risk** - A concentrated portfolio (whether by number of holdings, geographic location or sector) may be more volatile and less liquid than a diversified one.
- Derivatives Risk** - The use of derivatives may involve additional liquidity, credit and counterparty risks. In some cases the risk of loss from derivatives may be increased where a small change in the value of the underlying investment may have a larger impact on the value of the derivative.

Investor Services  
0345 113 69 66

www.abrdn.com

## Management process

- The management team use their discretion (active management) to maintain a diverse asset mix at sector and company level.
- Their primary focus is on selecting companies using research techniques to select individual holdings. Given the fund's income objective, the management team place particular emphasis on understanding how a company operates, the impact this has on how the company generates cash and how effectively they allocate their cash.
- Due to the income nature of the management process, the fund's performance profile may deviate significantly from that of the Index.











## Top Ten Holdings

Microsoft Corp	7.4
Broadcom Inc	4.5
Merck & Co Inc	4.2
Apple Inc	4.0
JPMorgan Chase & Co	3.2
Gaming and Leisure Properties Inc	3.0
Medtronic PLC	2.9
Genuine Parts Co	2.9
Coca-Cola Co/The	2.8
Baker Hughes Co	2.8
<b>Assets in top ten holdings</b>	<b>37.7</b>

Source : abrdn 31/03/2024

Figures may not always sum to 100 due to rounding.

## Sector (%)

Information Technology	20.6	
Health Care	16.1	
Financials	15.4	
Industrials	9.0	
Consumer Staples	7.4	
Consumer Discretionary	7.2	
Energy	6.6	
Utilities	5.3	
Other	9.7	
Cash	2.7	

- (e) The use of derivatives carries the risk of reduced liquidity, substantial loss and increased volatility in adverse market conditions, such as a failure amongst market participants. The use of derivatives may result in the fund being leveraged (where market exposure and thus the potential for loss by the fund exceeds the amount it has invested) and in these market conditions the effect of leverage will be to magnify losses.

## Risk stats

Alpha <sup>^</sup>	2.39
Benchmark Volatility (SD) <sup>^</sup>	12.90
Beta <sup>^</sup>	0.76
Fund Volatility (SD) <sup>^</sup>	10.66
Information Ratio <sup>^</sup>	-0.24
R-Squared <sup>^</sup>	0.84
Sharpe Ratio <sup>^</sup>	1.14
Tracking Error <sup>^</sup>	5.26

Source : abrdn. <sup>^</sup> Three year annualised.

## Derivative usage

- Derivatives are linked to the value of other assets. In other words, they derive their price from one or more underlying asset.
- Derivative usage in the fund is expected to be very limited. Where derivatives are used, this would mainly be in response to significant inflows into the fund so that in these instances, cash can be invested while maintaining the fund's existing allocations to equities.

---

To help you understand this fund and for a full explanation of risks and the overall risk profile of this fund and the shareclasses within it, please refer to the Key Investor Information Documents and Prospectus which are available on our website [www.abrdn.com](http://www.abrdn.com) The Prospectus also contains a glossary of key terms used in this document.

<sup>1</sup>The Historic Yield as at 29/02/2024 reflects distributions declared over the past twelve months as a percentage of the mid-market share price, as at the date shown. It does not include any preliminary charge and investors may be subject to tax on their distributions. The fund charges 100% of the annual management charge to capital. This has the effect of increasing distributions for the year and constraining the fund's capital performance to an equivalent extent.

<sup>2</sup>These are the maximum charges that we might take out of your money before it is invested. In some cases, the charges may be less and you should speak to your financial advisor about this.

<sup>3</sup>The Ongoing Charge Figure (OCF), is the overall cost shown as a percentage of the value of the assets of the fund. It is made up of the Annual Management Charge (AMC) of 0.75% and other charges. It does not include any initial charges or the cost of buying and selling stocks for the fund. The Ongoing Charges figure can help you compare the annual operating expenses of different funds.

---

The fund is a sub-fund of abrdn OEIC II, an authorised open-ended investment company (OEIC).

The information contained in this document should not be considered as an offer, solicitation or investment recommendation to deal in the shares of any securities or financial instruments. It is not intended for distribution or use by any person or entity who is a citizen or resident of or located in any jurisdiction where such distribution, publication or use would be prohibited.

Nothing herein constitutes investment, legal, tax or other advice and is not to be relied upon in making an investment or other decision. No recommendation is made, positive or otherwise, regarding individual securities mentioned. This is not an invitation to subscribe for shares in the fund and is by way of information only.

Subscriptions will only be received and shares issued on the basis of the current Prospectus, relevant Key Investor Information Document (KIID) and Supplementary Information Document (SID) for the fund. These can be obtained free of charge from abrdn Fund Managers Limited, PO Box 9029, Chelmsford, CM99 2WJ or available on [www.abrdn.com](http://www.abrdn.com).

Any data contained herein which is attributed to a third party ("Third Party Data") is the property of (a) third party supplier(s) (the "Owner") and is licensed for use by abrdn\*. Third Party Data may not be copied or distributed. Third Party Data is provided "as is" and is not warranted to be accurate, complete or timely. To the extent permitted by applicable law, none of the Owner, abrdn\* or any other third party (including any third party involved in providing and/or compiling Third Party Data) shall have any liability for Third Party Data or for any use made of Third Party Data. Neither the Owner nor any other third party sponsors, endorses or promotes the fund or product to which Third Party Data relates.

\* abrdn means the relevant member of abrdn group, being abrdn plc together with its subsidiaries, subsidiary undertakings and associated companies (whether direct or indirect) from time to time.

**United Kingdom (UK):** Issued by abrdn Fund Managers Limited, registered in England and Wales (740118) at 280 Bishopsgate, London EC2M 4AG. Authorised and regulated by the Financial Conduct Authority in the UK.