



# Artemis SmartGARP Global Equity Fund

Class C accumulation units, GBP

MARKETING COMMUNICATION

400.12p  
price at 31 Mar 2024

1.340%  
ongoing charge

April 2024 (data as of 31 March 2024)

## OBJECTIVE AND INVESTMENT POLICY

### Objective

To grow capital over a five year period.

### Investment policy

#### What the fund invests in

- 80% to 100% in company shares.
- Up to 20% in bonds, cash and near cash, other transferable securities, other funds (up to 10%) managed by Artemis and third party funds, money market instruments, and derivatives.

#### Use of derivatives

The fund may use derivatives for efficient portfolio management purposes to:

- reduce risk
- manage the fund efficiently.

#### Where the fund invests

- Globally

#### Industries the fund invests in

- Any

#### Other limitations specific to this fund

- None

### Investment strategy

- The fund is actively managed.
- A proprietary tool called 'SmartGARP' is used as the foundation of the investment process. It screens the financial characteristics of companies by identifying those that are growing faster than the market but are trading on lower valuations than the market.
- The manager selects companies that in aggregate have good 'SmartGARP' characteristics. This tends to mean that the portfolio contains stocks that have lower valuations than the market average, upgrades to profit forecasts, and are under-owned by the investment community, while at the same time benefiting from helpful trends in the wider economy.

### Benchmarks

- MSCI AC World NR  
A widely-used indicator of the performance of global stockmarkets, in which the fund invests. It acts as a 'comparator benchmark' against which the fund's performance can be compared. Management of the fund is not restricted by this benchmark.
- IA Global NR  
A group of other asset managers' funds that invest in similar asset types as this fund, collated by the Investment Association. It acts as a 'comparator benchmark' against which the fund's performance can be compared. Management of the fund is not restricted by this benchmark.

For the latest fund and market commentaries, visit [www.artemisfunds.com/insights](http://www.artemisfunds.com/insights), and for any important changes to y(our) funds, visit [www.artemisfunds.com/fund-changes](http://www.artemisfunds.com/fund-changes).



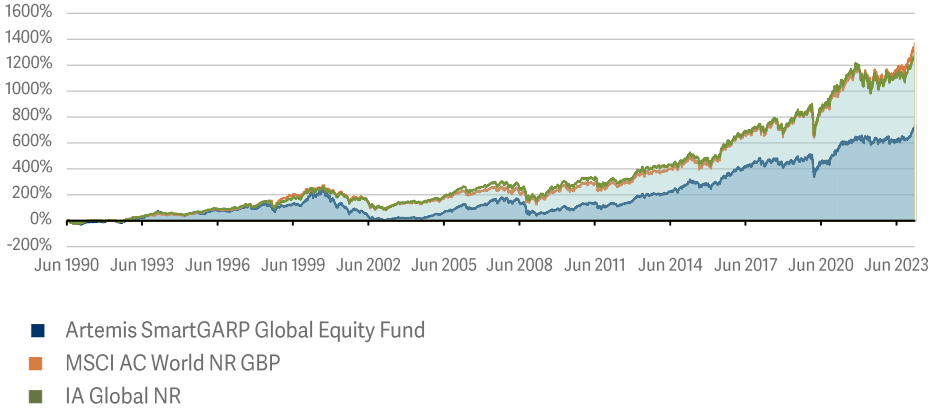
# PERFORMANCE

Past performance is not a guide to the future

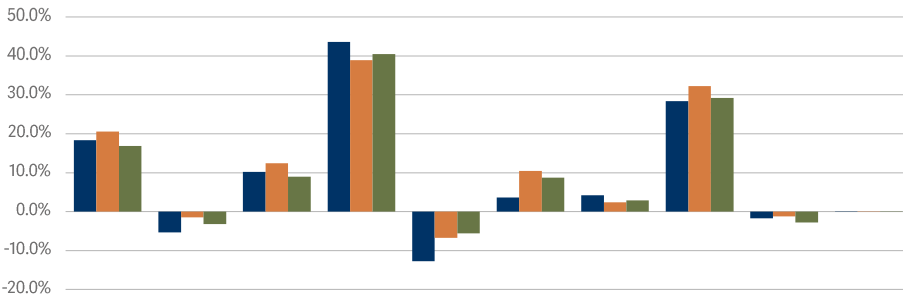
## CUMULATIVE PERFORMANCE

	Since acquired	10 yrs	5 yrs	3 yrs	1 yr	6 mo	3 mo	1 mo
Artemis SmartGARP Global Equity Fund	616.0%	172.0%	54.6%	23.5%	18.4%	13.0%	12.8%	4.4%
MSCI AC World NR GBP	600.1%	202.9%	73.2%	33.6%	20.6%	16.1%	9.2%	3.3%
IA Global NR	560.1%	167.5%	63.5%	23.3%	16.9%	15.0%	7.7%	3.3%

## PERCENTAGE GROWTH

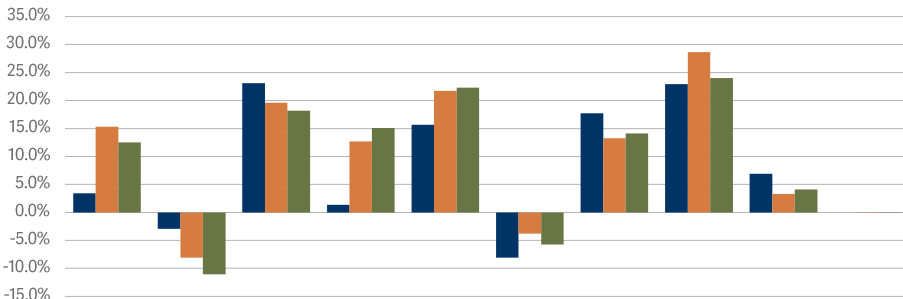


## 12 MONTHS TO QUARTER END (31 MARCH)



	2024	2023	2022	2021	2020	2019	2018	2017	2016	2015
Artemis SmartGARP Global Equity Fund	18.4%	-5.4%	10.3%	43.6%	-12.8%	3.7%	4.2%	28.4%	-1.7%	29.1%
MSCI AC World NR GBP	20.6%	-1.4%	12.4%	38.9%	-6.7%	10.5%	2.4%	32.2%	-1.2%	18.4%
IA Global NR	16.9%	-3.2%	9.0%	40.5%	-5.6%	8.7%	2.9%	29.2%	-2.8%	16.4%

## 12 MONTHS TO YEAR END (31 DECEMBER)

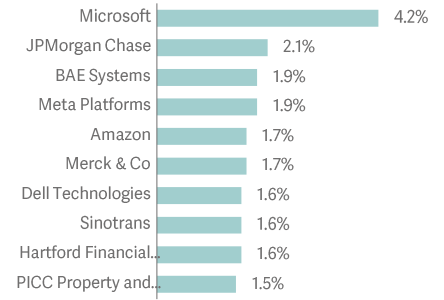


	2023	2022	2021	2020	2019	2018	2017	2016	2015	2014
Artemis SmartGARP Global Equity Fund	3.4%	-2.9%	23.1%	1.4%	15.6%	-8.1%	17.7%	22.9%	6.9%	n/a
MSCI AC World NR GBP	15.3%	-8.1%	19.6%	12.7%	21.7%	-3.8%	13.2%	28.7%	3.3%	n/a
IA Global NR	12.5%	-11.1%	18.2%	15.1%	22.3%	-5.8%	14.1%	24.0%	4.1%	n/a

Source: Lipper Limited from 9 September 2002 to 31 March 2024. Data prior to 13 March 2020 reflects class R accumulation GBP. All figures show total returns with dividends and/or income reinvested, net of all charges. Performance does not take account of any costs incurred when investors buy or sell the fund. Returns may vary as a result of currency fluctuations if the investor's currency is different to that of the class. This class may have charges or a hedging approach different from those in the IA sector benchmark.

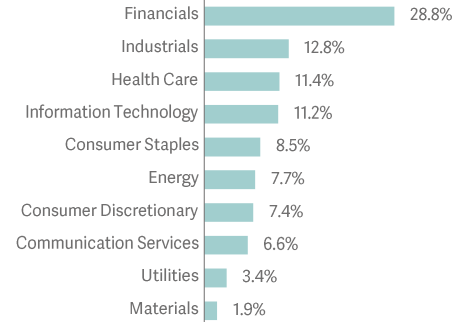
# COMPOSITION

## TOP 10 HOLDINGS



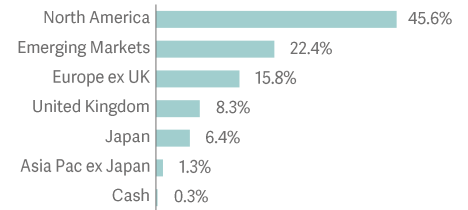
Source: Artemis as at 31 March 2024.

## MARKET SECTOR SPLIT



Source: Artemis as at 31 March 2024. Figures may not add up to 100% due to rounding and cash holdings.

## ASSET ALLOCATION BY REGION



Source: Artemis as at 31 March 2024. Figures may not add up to 100% due to rounding.

## RISK CONSIDERATIONS

---

To ensure you understand whether this fund is suitable for you, please read the Key Investor Information which is available, along with the fund's Prospectus, from [www.artemisfunds.com](http://www.artemisfunds.com) or [www.fundinfo.com](http://www.fundinfo.com).

The fund is exposed to the following risks:

Market volatility risk	The value of the fund and any income from it can fall or rise because of movements in stockmarkets, currencies and interest rates, each of which can move irrationally and be affected unpredictably by diverse factors, including political and economic events.
Currency risk	The fund's assets may be priced in currencies other than the fund base currency. Changes in currency exchange rates can therefore affect the fund's value.
Emerging markets risk	Compared to more established economies, investments in emerging markets may be subject to greater volatility due to differences in generally accepted accounting principles, less governed standards or from economic or political instability. Under certain market conditions assets may be difficult to sell.

## OTHER INFORMATION

---

*This is a marketing communication. Before making any final investment decisions, refer to the fund prospectus, available in English, and KIID/KID, available in English and in your local language depending on local country registration, from [www.artemisfunds.com](http://www.artemisfunds.com) or [www.fundinfo.com](http://www.fundinfo.com).*

*Investment in the fund concerns the acquisition of units in the fund and not in the underlying assets of the fund.*

*The fund is an authorised unit trust scheme. For further information, visit [www.artemisfunds.com/unittrusts](http://www.artemisfunds.com/unittrusts).*

*Visit [www.artemisfunds.com/glossary](http://www.artemisfunds.com/glossary) for an explanation of investment terms.*

*Third parties (including FTSE and Morningstar) whose data may be included in this document do not accept any liability for errors or omissions. For information, visit [www.artemisfunds.com/third-party-data](http://www.artemisfunds.com/third-party-data).*

*Artemis has obtained any research and analysis in this communication for its own use. Although this communication is based on sources of information that Artemis believes to be reliable, no guarantee is given as to its accuracy or completeness.*

*Any forward-looking statements are based on Artemis' current expectations and projections and are subject to change without notice.*

*Issued by Artemis Fund Managers Ltd which is authorised and regulated by the Financial Conduct Authority.*

*SmartGARP is a registered trademark of Artemis Investment Management LLP.*

# FUND DATA

## INVESTMENT TEAM



**Peter Saacke**  
Fund manager,  
since January  
2004



**Raheel Altaf**  
Fund manager,  
since April 2022

## KEY FACTS

Fund type	Unit trust
Asset class	Equity
Focus	Capital growth
Regional focus	Global
SEDOL	BHL2C63
ISIN	GB00BHL2C631
Fund launch date	29 June 1990
Artemis became manager	9 September 2002
Class launch date	13 March 2020
Class launch price	229.25p
Class currency	GBP
Valuation point	12:00
Year end	7 April
Accumulation date	7 June
Fund size	£530.6m

Source: Artemis as at 31 March 2024.

## PRICE AND YIELD(S)

Price	400.12p
Historic yield	2.27%

Source: Artemis as at 31 March 2024.


The historic yield reflects distributions declared over the past 12 months as a percentage of the price, as at the date shown. It does not include any preliminary charge and investors may be subject to tax on their distributions.

## CHARGES

Initial charge	0%
Ongoing charge	1.340%

The ongoing charge covers the annual operating expenses of running the fund and is shown as at the date of the Key Investor Information Document, where further information about the fund's charges can be found. Additional costs may be incurred, such as portfolio transaction costs and transfer taxes, which may reduce performance. For further information, visit [www.artemisfunds.com/charges](http://www.artemisfunds.com/charges).

## RISK AND REWARD PROFILE



The fund is in the category shown due to historic volatility (how much and how quickly the value of shares in the fund may have risen and fallen in the past due to movements in markets, currencies and interest rates). It may not be a reliable indication of the future risk profile of the fund.

