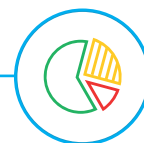


# Legal & General Diversified Fund

Unit Trust (NURS non-complex) I-Class GBP

Base currency: **GBP**

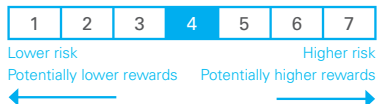
Domicile: **UK**



## FUND AIM

The Fund's objective is to provide a combination of capital growth and income. The Fund aims to achieve a total return of both income and capital of the Bank of England Base Rate +3.75% per annum (the "Benchmark"). This objective is before the deduction of any charges and measured over rolling five year periods. Whilst the Fund aims to achieve its objective, there is no guarantee that this will be achieved over that period or any other period and capital invested in the Fund is at risk.

## RISK AND REWARD PROFILE



The synthetic risk and reward indicator (SRRRI) is based on the historic volatility of the fund's value and it may change in the future.

The Fund is in category 4 because the mix of different asset types in which the Fund invests has a balancing effect on the rate at which the Fund share price moves up and down.

For more information, please refer to the Key Risks section on page 3.

## WHO IS THIS FUND FOR?

- This Fund is designed for investors looking for a combination of capital growth and income through exposure to a diverse portfolio of investments
- Although investors can take their money out at any time, this Fund may not be appropriate for those who plan to withdraw their money within five years
- This Fund is not designed for investors who cannot afford more than a minimal loss of their investment
- If you do not understand this document we recommend you seek additional information to help you decide if this Fund is right for you

## FUND FACTS

Fund size <b>£158.6m</b>	Fund launch date <b>20 Feb 2020</b>
Underlying yield <b>3.2%</b>	

## COSTS

Initial charge <b>0.00%</b>	Ongoing charge <b>0.28%</b>
Price basis <b>Single swing</b>	Dilution adjustment <b>0.150%- round trip</b>

## BENCHMARKS

Benchmark <b>Bank of England Base Rate + 3.75%</b>
Comparator benchmark <b>FTSE Custom Developed 50% Hedged to GBP Index</b>

## PERFORMANCE (%)



	1 month	3 months	1 year	3 years	Launch
■ Fund	2.48	2.47	8.88	9.00	11.65
■ Benchmark	0.75	2.25	8.90	20.09	25.59
Relative to Benchmark	1.73	0.22	-0.02	-11.09	-13.94
Comparator	3.41	9.94	24.30	35.19	52.87

## FUND SNAPSHOT

- Aims to provide pure market exposure for long-term investors
- A fund designed to provide a return broadly similar to developed market equities but with lower volatility
- Delivering a diversified investment that is straightforward and transparent in its approach



## 12 MONTH PERFORMANCE TO MOST RECENT QUARTER (%)

12 months to 31 March	2024	2023	2022	2021	2020
Fund	8.88	-4.87	5.23	19.92	-
Benchmark	8.90	6.11	3.92	3.85	-
Relative to Benchmark	-0.02	-10.98	1.31	16.07	-
Comparator	24.30	-3.54	12.76	44.57	-

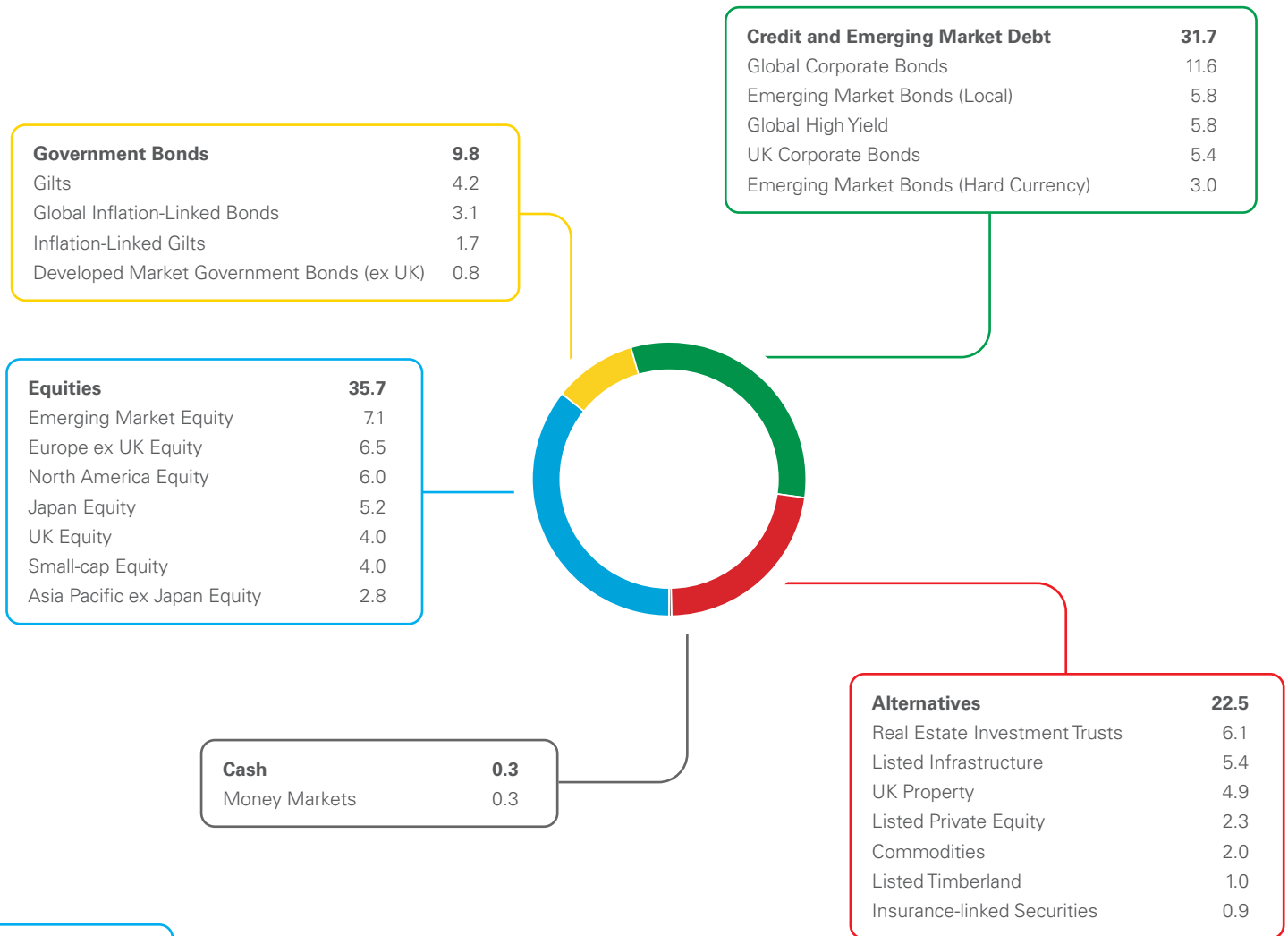
Performance for the I Inc unit class in GBP, launched on 20 February 2020. Source: Lipper. Performance assumes all fund charges have been taken and that all income generated by the investments, after deduction of tax, remains in the fund.

**Past performance is not a guide to the future.**



## PORTFOLIO BREAKDOWN

All data source LGIM unless otherwise stated. Totals may not sum due to rounding.



**Martin Dietz**

### MARTIN DIETZ

Martin is a Fund Manager in the Multi-Asset Funds team and responsible for the development of medium and long-term investment strategy. Prior to joining LGIM in September 2012, Martin was a senior investment consultant at Towers Watson where he was a member of its Global Investment Committee.

## TOP 10 HOLDINGS (%)

L&G ESG USD Corp ETF (GBP)	7.0
L&G Active Global High Yield Bond Fund	5.8
L&G ESG GBP Corp ETF	5.4
L&G Emerging Markets Government Bond (Local Currency) Index Fund	5.3
L&G Global Real Estate Dividend Index Fund	5.2
L&G UK Property Fund	4.9
L&G Japan Equity UCITS ETF	4.8
LGIM Global Corporate Bond Fund	4.6
L&G All Stocks Gilt Index Trust	3.7
L&G UK Equity UCITS ETF	3.7

**KEY RISKS**

- The value of an investment and any income taken from it is not guaranteed and can go down as well as up; you may not get back the amount you originally invested.
- The fund invests directly or indirectly in bonds which are issued by companies or governments. If these companies or governments experience financial difficulty, they may be unable to pay back some or all of the interest, original investment or other payments that they owe. If this happens, the value of the fund may fall.
- By investing in other funds this fund indirectly holds bonds and property that are traded through agents, brokers or investment banks or directly between buyers and sellers. This makes them less easy to buy and sell than investments traded on an exchange. In exceptional circumstances the fund may not be able to sell its holdings in other funds and may defer withdrawals, or suspend dealing. The Directors can only delay paying out if it is in the interests of all investors and with the permission of the fund depository.
- The fund could lose money if any institution providing services such as acting as counterparty to derivatives or other instruments, becomes unwilling or unable to meet its obligations to the fund.
- Derivatives are highly sensitive to changes in the value of the asset on which they are based and can increase the size of losses and gains.
- The fund may have underlying investments that are valued in currencies that are different from sterling (British pounds). Exchange rate fluctuations will impact the value of your investment. Currency hedging techniques may be applied to reduce this impact but may not entirely eliminate it.
- Investment returns on bonds are sensitive to trends in interest rate movements. Such changes will affect the value of your investment.

For more information, please refer to the key investor information document on our website [↗](#)

**LATEST DISTRIBUTION INFORMATION**

For distributing unit classes, the latest payments are shown below. Please note that these payments are not guaranteed, are at the discretion of the manager and may be paid out of capital.

Type	Ex-div date	Pay date	Pence per unit
Final	16 Aug 23	15 Oct 23	0.73p
Interim	16 Feb 23	15 Apr 23	0.61p
Final	16 Aug 22	15 Oct 22	0.57p
Interim	16 Feb 22	15 Apr 22	0.53p



**SPOTLIGHT ON LEGAL & GENERAL INVESTMENT MANAGEMENT**

We are one of Europe’s largest asset managers and a major global investor, with assets under management of £1,159.2 billion (as at 31 December 2023). We work with a wide range of global clients, including pension schemes, sovereign wealth funds, fund distributors and retail investors.

Source: LGIM internal data as at 31 December 2023. The AUM disclosed aggregates the assets managed by LGIM in the UK, LGIMA in the US and LGIM Asia in Hong Kong (2018-2019 only). The AUM includes the value of securities and derivatives positions.

**DEALING INFORMATION**

Valuation frequency	Daily, 3pm (UK time)
Dealing frequency	Daily
Settlement period	T+4

**CODES**

<b>ISIN</b>	I Acc	GB00BK6L3290
	I Inc	GB00BK6L3183
<b>SEDOL</b>	I Acc	BK6L329
	I Inc	BK6L318
<b>Bloomberg</b>	I Acc	LEGDIGA LN
	I Inc	LEGDIGI LN

**TO FIND OUT MORE**

 Visit [www.legalandgeneral.com](http://www.legalandgeneral.com)

 Call **0370 050 0955**

 Email [investments@landg.com](mailto:investments@landg.com)

Lines are open Monday to Friday 8.30am to 6.00pm. We may record and monitor calls. Call charges will vary.

**Important information**

Copyright © 2024 Legal & General. This document is subject to copyright. Any unauthorised use is strictly prohibited. All rights are reserved. Issued by Legal & General (Unit Trust Managers) Limited as management company for this fund. Registered in England and Wales No. 01009418. Registered Office: One Coleman Street, London, EC2R 5AA. Authorised and Regulated by the Financial Conduct Authority No. 119273. We are members of the Investment Association. All features described in this fact sheet are those current at the time of publication and may be changed in the future. Nothing in this fact sheet should be construed as advice and it is therefore not a recommendation to buy or sell investments. If in doubt about the suitability of this product, you should seek professional advice. No investment decisions should be made without first reviewing the key investor information document of the Fund (“KIID”) which can be obtained from [www.legalandgeneral.com](http://www.legalandgeneral.com). This fact sheet is only directed at investors resident in jurisdictions where this fund is registered for sale. It is not an offer or invitation to persons outside of those jurisdictions. We reserve the right to reject any applications from outside of such jurisdictions.