

# abrdn North American Small & Mid-Cap Equity Fund

Platform 1 Acc GBP



30 April 2024

## Objective

To generate growth over the long term (5 years or more) by investing in US and Canadian small and mid-capitalisation equities (company shares).

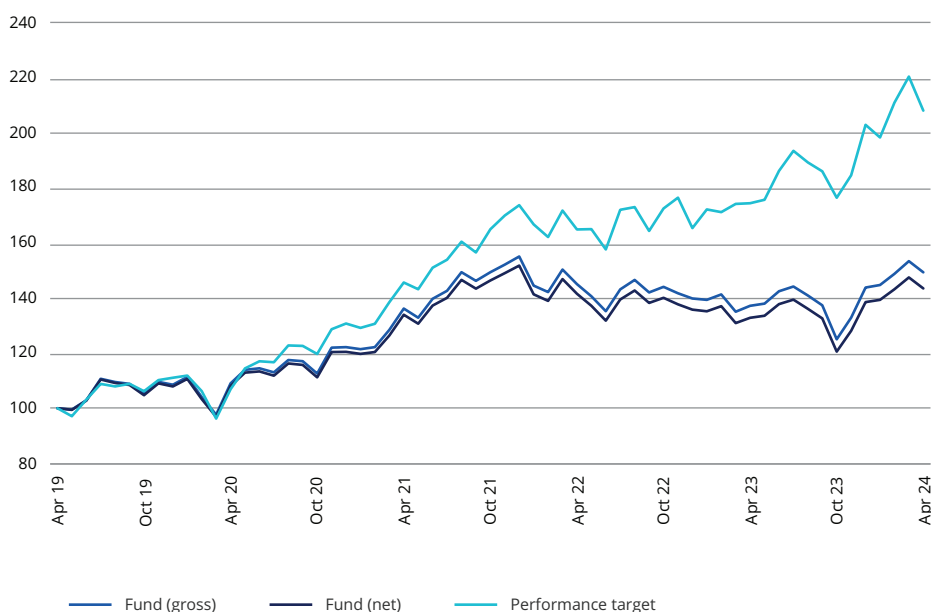
**Performance Target:** To achieve the return of the Russell 2500 Index plus 3% per annum over rolling five years periods (before charges). There is no certainty or promise that the Performance Target will be achieved.

The Russell 2500 Index (the "Index") is a representative index of the stock market for the US small and mid-sized companies.

## Portfolio securities

- The fund will invest at least 70% in equities of small and mid-sized companies of the United States of America (US) and Canada.
- US and Canadian small and mid-sized companies are defined as any company of a size similar to those included in the Index.
- The fund may also invest in larger US and Canadian companies.
- Investment in Canadian companies are not expected to exceed 20% of the fund.
- The fund may also invest in other funds (including those managed by abrdn), cash and assets that can be turned into cash quickly.

## Performance



## Cumulative and annualised performance

|                        | 1 month | 6 months | Year to date | 1 year | 3 years (p.a.) | 5 years (p.a.) |
|------------------------|---------|----------|--------------|--------|----------------|----------------|
| Fund (gross) (%)       | -2.64   | 19.47    | 3.85         | 8.87   | 3.13           | 8.35           |
| Fund (net) (%)         | -2.71   | 19.04    | 3.58         | 8.03   | 2.32           | 7.49           |
| Performance target (%) | -5.61   | 17.94    | 2.54         | 19.29  | 12.63          | 15.79          |

## Discrete annual returns - year to 30/4

|                        | 2024  | 2023  | 2022  | 2021  | 2020 |
|------------------------|-------|-------|-------|-------|------|
| Fund (gross) (%)       | 8.87  | -5.41 | 6.53  | 24.92 | 9.03 |
| Fund (net) (%)         | 8.03  | -6.17 | 5.69  | 23.90 | 8.15 |
| Performance target (%) | 19.29 | 5.78  | 13.24 | 36.27 | 6.92 |

Performance Data: Share Class Platform 1 Acc GBP.

Benchmark history: Performance target - RUSSELL 2500 Index +3.00% from 22/05/2023. S&P 500 Index +3.00% from 16/11/1998 to 21/05/2023

Source: abrdn (Fund & Benchmark) and Morningstar (Sector). Basis: Total Return, NAV to NAV, UK Net/Gross Income Reinvested.


"Fund (Net)" refers to the actual unit price performance of the shareclass shown; "Fund(Gross)" adds back charges such as the annual management charge to present performance on the same basis as the performance target / performance comparator / portfolio constraining benchmark. These figures do not include the initial charge; if this is paid it will reduce performance from that shown.

**On 22/05/2023 the fund's objectives, name and/or investment policy changed. The performance prior to this date was achieved under circumstances that no longer apply. Past performance is not a guide to future returns and future returns are not guaranteed.**

## Key facts

|                                     |                             |
|-------------------------------------|-----------------------------|
| Fund manager(s)                     | Christopher Colarik         |
| Fund managers start date            | 22 May 2023                 |
| Fund launch date                    | 16 November 1998            |
| Share class launch date             | 25 May 2012                 |
| Authorised corporate director (ACD) | abrdn Fund Managers Limited |
| Fund size                           | £46.0m                      |
| Number of holdings                  | 50                          |
| Performance target                  | RUSSELL 2500 Index +3.00%   |
| Fund historic yield <sup>1</sup>    | 0.06%                       |
| Distribution frequency              | Annual                      |
| Entry charge (up to) <sup>2</sup>   | 0.00%                       |
| Annual management charge            | 0.75%                       |
| Ongoing charge figure <sup>3</sup>  | 0.91%                       |
| Minimum initial investment          | GBP 1,000,000               |
| Fund type                           | OEIC                        |
| Valuation point                     | 12:00 (UK time)             |
| Base currency                       | GBP                         |
| Sedol                               | B7JCD62                     |
| ISIN                                | GB00B7JCD629                |
| Bloomberg                           | STAPLTA LN                  |
| Citicode                            | 10GK                        |
| Domicile                            | United Kingdom              |

## Risk and reward profile



This indicator reflects the volatility of the fund's share price. See the relevant UCITS Key Investor Information Document (KIID) or PRIIPs Key Information Document (KID) for details

## Key risks

- The value of investments and the income from them can fall and investors may get back less than the amount invested.
- Equity Risk - The fund invests in equity and equity related securities. These are sensitive to variations in the stock markets which can be volatile and change substantially in short periods of time.
- Smaller and Mid Cap Risk - The shares of small and mid-cap companies may be less liquid and more volatile than those of larger companies.
- Concentration Risk - A concentrated portfolio (whether by number of holdings, geographic location or sector) may be more volatile and less liquid than a diversified one.
- Derivatives Risk - The use of derivatives may involve additional liquidity, credit and counterparty risks. In some cases the risk of loss from derivatives may be increased where a small change in the value of the underlying investment may have a larger impact on the value of the derivative.

Investor Services  
0345 113 69 66

www.abrdn.com

## Management process

- The management team use their discretion (active management) to maintain a diverse asset mix at sector and company level.
- Their primary focus is on selecting companies using research techniques to select individual holdings. The research process is focused on finding attractive high quality companies that can be held for the long term through the assessment of their business, the industry they operate in, their financial strength and the capability of their management team.
- Due to the active nature of the management process, the Fund's performance profile may deviate significantly from that of the Index.
- Please note: The fund's ability to buy and sell small and mid-sized companies and the associated costs can be affected during periods of market stress. In certain circumstances investors in the fund may not be able to sell their investment when they want to.











## Top Ten Holdings

|                                   |             |
|-----------------------------------|-------------|
| Vertiv Holdings Co                | 3.6         |
| Boot Barn Holdings Inc            | 3.2         |
| Integer Holdings Corp             | 3.0         |
| CyberArk Software Ltd             | 2.8         |
| Aritzia Inc                       | 2.6         |
| MSA Safety Inc                    | 2.6         |
| Tetra Tech Inc                    | 2.5         |
| Atkore Inc                        | 2.5         |
| LPL Financial Holdings Inc        | 2.5         |
| Wintrust Financial Corp           | 2.5         |
| <b>Assets in top ten holdings</b> | <b>27.8</b> |

Source : abrdn 30/04/2024

Figures may not always sum to 100 due to rounding.

## Sector (%)

|                        |      |  |
|------------------------|------|--|
| Industrials            | 26.8 |  |
| Information Technology | 17.7 |  |
| Financials             | 14.8 |  |
| Consumer Discretionary | 10.3 |  |
| Health Care            | 8.8  |  |
| Consumer Staples       | 6.0  |  |
| Energy                 | 5.1  |  |
| Materials              | 4.5  |  |
| Other                  | 5.1  |  |
| Cash                   | 1.0  |  |

## Risk stats

|  |       |
|--|-------|
| Alpha <sup>^</sup>                     | -4.75 |
| Benchmark Volatility (SD) <sup>^</sup> | 14.67 |
| Beta <sup>^</sup>                      | 0.92  |
| Fund Volatility (SD) <sup>^</sup>      | 14.25 |
| Information Ratio <sup>^</sup>         | -1.34 |
| R-Squared <sup>^</sup>                 | 0.89  |
| Sharpe Ratio <sup>^</sup>              | 0.33  |
| Tracking Error <sup>^</sup>            | 4.80  |

Source : abrdn. <sup>^</sup> Three year annualised.

## Derivative usage

- Derivatives are linked to the value of other assets. In other words, they derive their price from one or more underlying asset.
- Derivative usage in the fund is expected to be very limited. Where derivatives are used, this would mainly be in response to significant inflows into the fund so that in these instances, cash can be invested while maintaining the fund's existing allocations to equities.

---

To help you understand this fund and for a full explanation of risks and the overall risk profile of this fund and the shareclasses within it, please refer to the Key Investor Information Documents and Prospectus which are available on our website [www.abrdn.com](http://www.abrdn.com) The Prospectus also contains a glossary of key terms used in this document.

<sup>1</sup>The Historic Yield as at 31/03/2024 reflects distributions declared over the past twelve months as a percentage of the mid-market share price, as at the date shown. It does not include any preliminary charge and investors may be subject to tax on their distributions.

<sup>2</sup>These are the maximum charges that we might take out of your money before it is invested. In some cases, the charges may be less and you should speak to your financial advisor about this.

<sup>3</sup>The Ongoing Charge Figure (OCF), is the overall cost shown as a percentage of the value of the assets of the fund. It is made up of the Annual Management Charge (AMC) of 0.75% and other charges. It does not include any initial charges or the cost of buying and selling stocks for the fund. The Ongoing Charges figure can help you compare the annual operating expenses of different funds.

---

The fund is a sub-fund of abrdn OEIC II, an authorised open-ended investment company (OEIC).

The information contained in this document should not be considered as an offer, solicitation or investment recommendation to deal in the shares of any securities or financial instruments. It is not intended for distribution or use by any person or entity who is a citizen or resident of or located in any jurisdiction where such distribution, publication or use would be prohibited.

Nothing herein constitutes investment, legal, tax or other advice and is not to be relied upon in making an investment or other decision. No recommendation is made, positive or otherwise, regarding individual securities mentioned. This is not an invitation to subscribe for shares in the fund and is by way of information only.

Subscriptions will only be received and shares issued on the basis of the current Prospectus, relevant Key Investor Information Document (KIID) and Supplementary Information Document (SID) for the fund. These can be obtained free of charge from abrdn Fund Managers Limited, PO Box 9029, Chelmsford, CM99 2WJ or available on [www.abrdn.com](http://www.abrdn.com).

Any data contained herein which is attributed to a third party ("Third Party Data") is the property of (a) third party supplier(s) (the "Owner") and is licensed for use by abrdn\*. Third Party Data may not be copied or distributed. Third Party Data is provided "as is" and is not warranted to be accurate, complete or timely. To the extent permitted by applicable law, none of the Owner, abrdn\* or any other third party (including any third party involved in providing and/or compiling Third Party Data) shall have any liability for Third Party Data or for any use made of Third Party Data. Neither the Owner nor any other third party sponsors, endorses or promotes the fund or product to which Third Party Data relates.

\* abrdn means the relevant member of abrdn group, being abrdn plc together with its subsidiaries, subsidiary undertakings and associated companies (whether direct or indirect) from time to time.

**United Kingdom (UK):** Issued by abrdn Fund Managers Limited, registered in England and Wales (740118) at 280 Bishopsgate, London EC2M 4AG. Authorised and regulated by the Financial Conduct Authority in the UK.