

AS AT 31 JANUARY 2026

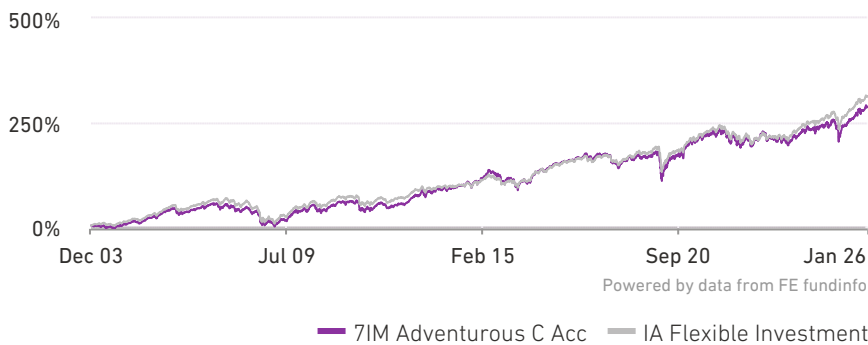
## Investment objective

The fund aims to provide capital growth.

## Investment strategy

The starting point for the Manager's investment process is identifying the best mix of asset classes to create a strategic asset allocation (SAA) customised for each 7IM risk profile. The SAA is then adapted to financial markets to enhance return and reduce volatility on a tactical basis using 7IM's tactical asset allocation process (TAA) making temporary and measured departures from the SAA. The fund's portfolio of assets is constructed by holding a blend of funds and direct investments. The funds are selected using our own expertise and can either be passively invested, where their objective is to closely track a pre-determined index, or actively managed whereby the Manager will use its own expertise in selecting particular assets.

## Fund performance



## Key information

<b>Fund manager</b>	7IM – Investment Team
<b>Launch date</b>	12 December 2003
<b>Fund size</b>	£187.53m
<b>Performance comparator benchmark</b>	IA Flexible Investment
<b>Initial charge</b>	0.00%
<b>Yield</b>	0.50%
<b>Ex-dividend dates</b>	01 June, 01 December
<b>Distribution dates</b>	31 July, 31 January†
<b>Authorised corporate director</b>	Seven Investment Management LLP
<b>Base currency</b>	Sterling
<b>Domicile</b>	United Kingdom
<b>Regulatory structure</b>	UK UCITS
<b>Dealing settlement</b>	12:00 GMT
<b>Dealing frequency</b>	Daily
<b>OCF (includes AMC)†</b>	1.31% (incl. 0.90% AMC)
<b>MiFID II classification</b>	Non-complex
<b>Lump sum investment</b>	From £1000
<b>C Accumulation</b>	
<b>ISIN</b>	GB0033958009
<b>SEDOL</b>	3395800
<b>C Income</b>	
<b>ISIN</b>	GB0033957704
<b>SEDOL</b>	3395770

Rolling performance to 31/01/2026	Last 6m (%)	1y (%)	3ys (%)	5ys (%)	Since Launch (%)
7IM Adventurous C Acc	8.02	9.36	20.26	29.93	285.74
Performance comparator benchmark	8.04	10.06	29.22	35.44	311.07
Discrete performance	Q4 2024 - Q4 2025 (%)	Q4 2023 - Q4 2024 (%)	Q4 2022 - Q4 2023 (%)	Q4 2021 - Q4 2022 (%)	Q4 2020 - Q4 2021 (%)
7IM Adventurous C Acc	11.86	6.75	3.29	-6.27	10.34
Performance comparator benchmark	12.00	9.42	7.08	-8.98	11.30

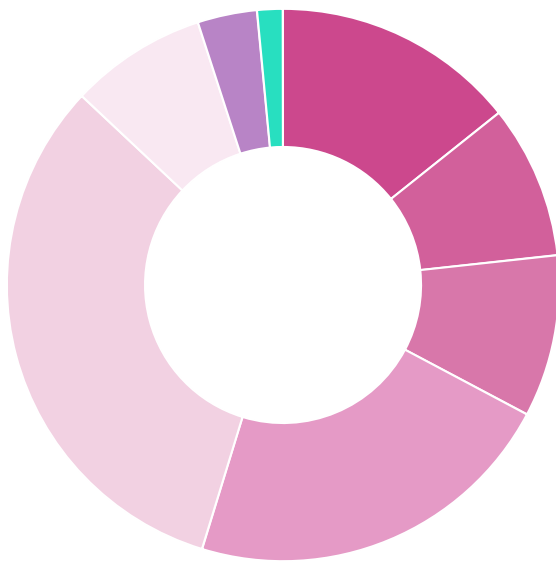
Past performance is not a reliable indicator of future results. 7IM funds are multi-asset and therefore the comparison with the IA Flexible Investment is offered as a guide only.

Source: FE fundinfo

AS AT 31 JANUARY 2026

## Current asset allocation

The chart below shows the current target asset allocation to which the fund is being managed, based on the tactical views of the investment manager. Actual month-end holdings may differ slightly as a result of day-to-day portfolio activity/cash flows.



● European Equity	14.3%
● Global Themes	9.0%
● Japan Equity	9.5%
● UK Equity	22.0%
● North American Equity	32.3%
● Emerging Market Equity	8.0%
● Real Assets	3.5%
● Cash & Money Market	1.5%

## Fund ratings\*

Defaqto



Dynamic Planner



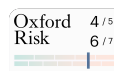
EValue



RSMR



Oxford Risk





# 7IM ADVENTUROUS FUND

AS AT 31 JANUARY 2026

## Top ten holdings

Holding weight (%)

iShares US Equity ESG Index Fund	10.4
Amundi S&P 500 II UCITS ETF	9.3
Global Sector Strategy Fund	9.0
MAN GLG INCOME FUND	7.2
Fidelity Funds ICVC - UK Select Fund	7.0
JPM Europe Dynamic (ex-UK)	5.8
Schroder Prime UK Equity Fund	5.5
LIGHTMAN EUROPEAN FUND	5.1
Invesco S&P 500 Equal Weight Swap UCITS ETF	5.1
M&G Investment Funds 1 - Japan Fund	4.8
<b>Total</b>	<b>69.2</b>

Source: 7IM

## Fund availability

The 7IM funds are available via the majority of the major wraps, platforms and life and pension wrappers. If you would like further information please call us on 020 7760 8777.

## Important information

The specific details of the funds including investment policy, charges and the particular risks associated with the funds are explained in the Prospectus and Key Investor Information Documentation (KIIDs) – a link to these is available via the 7IM website ([www.7im.co.uk](http://www.7im.co.uk)).

‡ Please allow up to 10 working days after the Distribution Date for dividends to be processed and applied to individual client accounts.

† Ongoing Charges Figure includes 7IM Annual Management Charge. Source: KIIDs 06/10/2025. The OCF covers all features of running a fund during the course of its financial year. These include the annual charge for managing the fund, administration and independent oversight functions, such as custody, depository, legal, audit fees and any periodic charges of collective investment schemes, which are not borne within the AMC. The OCF excludes portfolio transaction costs, except in the case of an entry/exit charge paid by the fund when buying or selling units in another collective investment undertaking. The AMC is the annual costs of running and managing the Fund.

\*7IM's funds are mapped against a selection of third party risk profiling tools to assist advisers as part of suitability assessments for clients. Such tools are however only one aspect of an adviser's suitability process and other such as the clients' investment term / horizon and knowledge and experience should also be considered. The methodology of third party risk profiling tools is not endorsed by 7IM and individual fund risk profiling scores may not correspond precisely to the risk indicators in the 7IM fund literature.

[www.7im.co.uk](http://www.7im.co.uk)

Seven Investment Management LLP is authorised and regulated by the Financial Conduct Authority.  
Member of the London Stock Exchange. Registered office: 1 Angel Court, London EC2R 7HJ. Registered in England and Wales number OC378740.