

Income GBP | Data as at 31.05.2022

Company Investment Objectives and Policy

The investment objective of the Company is to provide a total return for investors primarily through investments in equities and equity related investments, of companies which are based in, or which derive a significant proportion of their revenues from, the Asia Pacific region and which offer attractive yields.

The latest Annual Report includes the investment policy which you should read in conjunction with the KIID before investing, these are available on our Schroders website. Relevant risk as associated with this Company are shown overleaf and should be carefully considered before making any investment.

Past Performance is not a guide to future performance and may not be repeated. The value of investments and the income from them may go down as well as up and investors may not get back the amounts originally invested. Exchange rate changes may cause the value of any overseas investments to rise or fall.

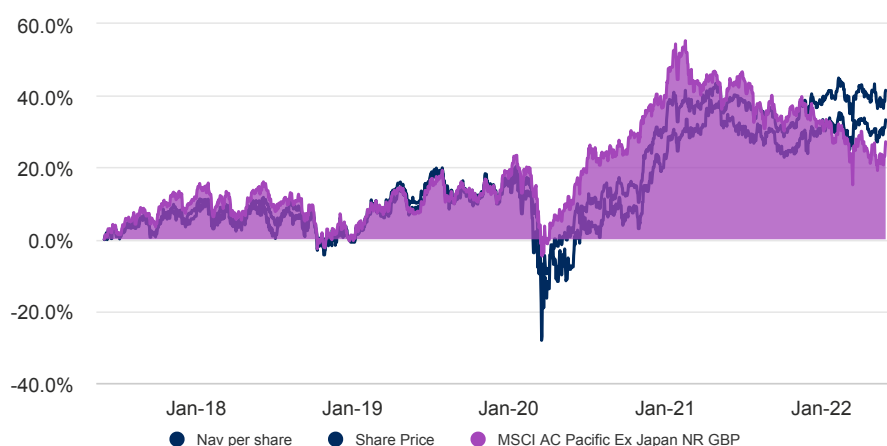
Performance

Performance (%)	YTD	1 month	3 months	6 months
Share Price	2.0	2.5	3.4	7.6
Net Asset Value	3.1	0.6	2.6	6.0
Reference Index	-4.0	0.7	0.1	-4.7

Performance (%)	1 year	3 years p.a.	5 years p.a.	10 years p.a.
Share Price	-0.3	7.3	5.9	10.0
Net Asset Value	2.7	8.6	7.2	10.4
Reference Index	-11.0	5.7	4.9	8.2

Discrete yearly performance	May 12	May 13	May 14	May 15	May 16	May 17	May 18	May 19	May 20	May 21	May 22
	- May 13	- May 14	- May 15	- May 16	- May 17	- May 18	- May 19	- May 20	- May 21	- May 22	
Share Price	37.5	-7.0	16.0	-4.6	37.3	7.2	0.8	-14.6	44.8	-0.3	
Net Asset Value	-	-	-	-	-	10.3	0.2	-8.0	35.6	2.7	
Reference Index	22.6	-2.0	15.3	-12.1	41.8	13.4	-5.1	2.1	30.1	-11.0	

Performance over 5 years



Source: Morningstar, net income reinvested, net of ongoing charges and portfolio costs and where applicable, performance fees, in GBP. NAV's are published every 6 months.

Ratings and accreditation



Please refer to the Source and ratings information section for details on the icons shown above.

Company facts

Fund manager	Richard Sennitt
Managed company since	31.12.2020
Alternative Investment Fund Manager	Schroder Unit Trusts Limited
Domicile	United Kingdom
Company launch date	28.07.2005
Company base currency	GBP
NAV (Million)	GBP 732.22
Number of holdings	63
Reference Index	MSCI AC Pacific Ex Japan NR GBP
Share Price	GBX 270.00
NAV per Share	GBX 282.61
Premium/Discount to NAV	-4.46%
Distribution frequency	Quarterly
Gearing	4.17
Pay Dates	13.05.2022 - GBX 1.90 22.02.2022 - GBX 1.90 30.11.2021 - GBX 4.80 27.08.2021 - GBX 1.90
Ex-Dates	28.04.2022 ; 27.01.2022 ; 11.11.2021 ; 05.08.2021
Dividend Yield (%)	3.9

Fees & expenses

Performance fee	10% of NAV over a 7% p.a. hurdle rate, capped at 0.75% of net assets of NAV.
Ongoing charge	0.85%

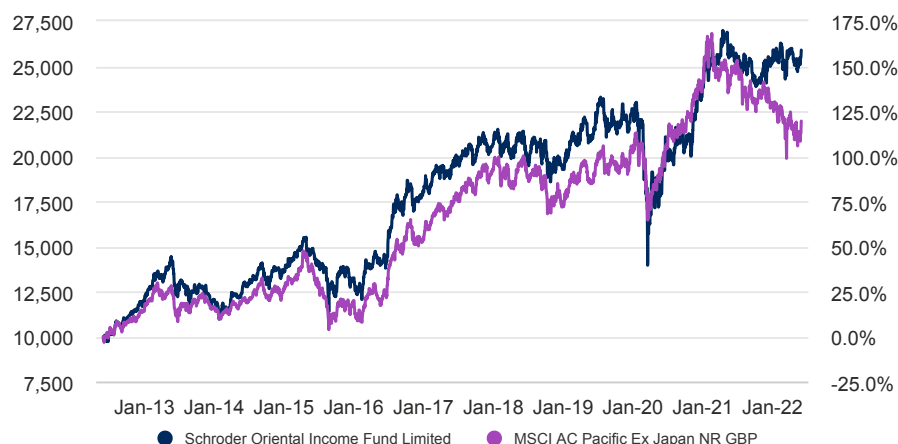
Codes

ISIN	GB00B0CRWN59
Bloomberg	SOI LN
SEDOL	B0CRWN5
LSE ticker	SOI

Where gearing is shown as negative, this reflects net cash.

Income GBP | Data as at 31.05.2022

10 year return of GBP 10,000



The chart is for illustrative purposes only and does not reflect an actual return on any investment.

Returns are based on the share price. Share price performance figures are calculated on a mid-market basis in GBP with income reinvested on the ex-dividend date.

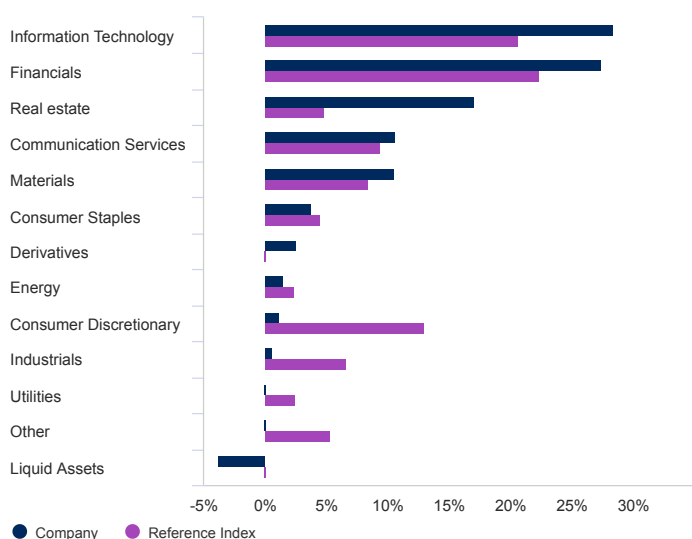
Risk considerations

The Company can be exposed to different currencies. Changes in foreign exchange rates could create losses. The Company may be concentrated in a limited number of geographical regions, industry sectors, markets and/or individual positions. This may result in large changes in the value of the company, both up or down, which may adversely impact the performance of the company. The Company may borrow money to invest in further investments, this is known as gearing. Gearing will increase returns if the value of the investments purchased increase in value by more than the cost of borrowing, or reduce returns if they fail to do so.

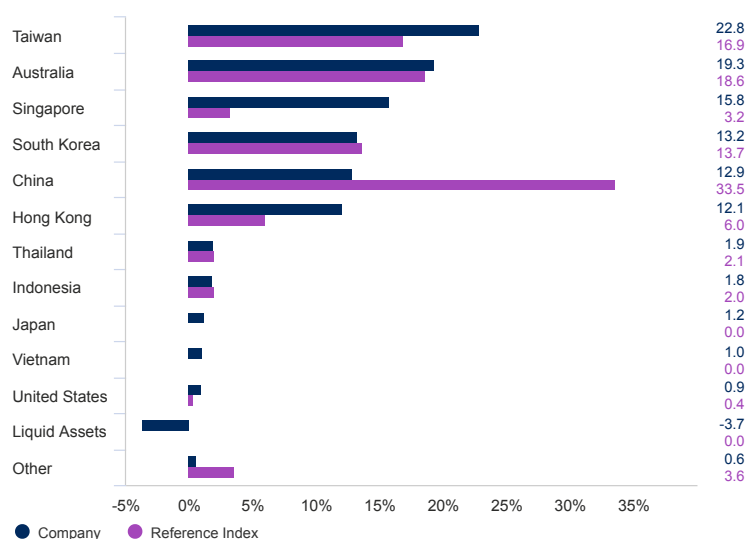
Asset allocation

Source: Schroders. Top holdings and asset allocation are at fund level.

Sector (%)

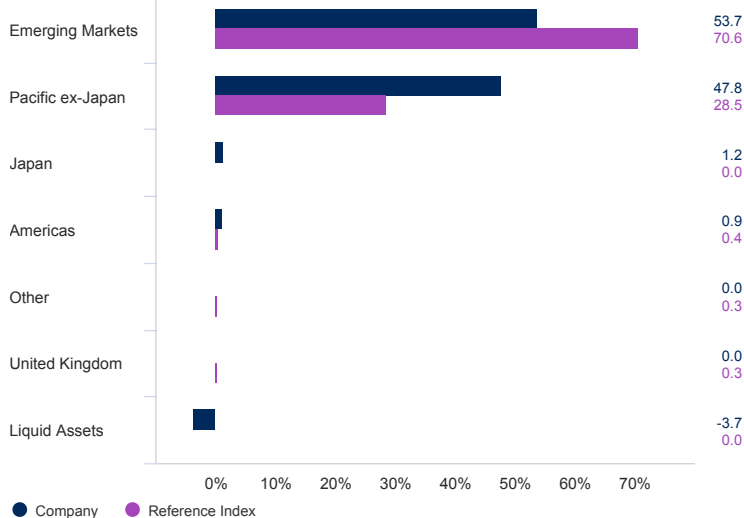


Geographical breakdown (%)



Income GBP | Data as at 31.05.2022

Region (%)



Top 10 holdings (%)

Holding name	%
Taiwan Semiconductor Manufacturing Co Ltd	9.0
Samsung Electronics Co Ltd	8.1
BHP Group Ltd	4.0
Hon Hai Precision Industry Co Ltd	3.4
BOC Hong Kong Holdings Ltd	3.0
HKT Trust & HKT Ltd	3.0
Rio Tinto PLC	2.9
National Australia Bank Ltd	2.9
Singapore Telecommunications Ltd	2.9
Oversea-Chinese Banking Corp Ltd	2.5

Source: Schroders. Top holdings and asset allocation are at company level. Liquid Assets contain cash, deposits and money market instruments, which are respectively not part of the core investment objective and policy. The commitment linked to the equity index futures contracts, if present, is deducted from cash.

Contact information

Schroder Unit Trusts Limited
1 London Wall Place
London
United Kingdom
EC2Y 5AU
Tel: 0800 182 2399
Fax: 0333 207 4504

For your security, communications may be taped or monitored.

Information relating to changes in fund manager, investment objective, benchmark and corporate action information

Richard Sennitt replaced Matthew Dobbs as Fund Manager for this fund on 31.12.2020.

Benchmarks:

The investment manager invests on a discretionary basis and there are no restrictions on the extent to which the fund's portfolio and performance may deviate from the benchmark. The investment manager will invest in companies or sectors not included in the benchmark in order to take advantage of specific investment opportunities.

Important information

Costs

Certain costs associated with your investment in the fund may be incurred in a different currency to that of your investment. These costs may increase or decrease as a result of currency and exchange rate fluctuations.

If a performance fee is applicable to this fund, details of the performance fee model and its computation methodology can be found in the fund's prospectus. This includes a description of the performance fee calculation methodology, the dates on which the performance fee is paid and details of how the performance fee is calculated in relation to the fund's performance fee benchmark, which may differ from the benchmark in the fund's investment objective or investment policy.

For further information regarding the costs and charges associated with your investment, please consult the funds' offering documents and annual report.

General

The Board has appointed Schroder Unit Trusts Limited as Alternative Investment Fund Manager, and to prepare this Factsheet. This factsheet should not be taken as any indication the Company held any particular investments at any particular date other than the stated date. Nothing in this factsheet should be construed as advice and is therefore not a recommendation to buy or sell shares. If you are interested in this Company you should contact your usual financial adviser before making any investment decision. In addition you can contact one of our Investor Services team on 0800 182 2399 for further information. Please note that Schroders is unable to give you specific investment advice. For investors' security calls to this number may be recorded. The data contained in this document has been sourced by Schroders and should be independently verified before further publication or use. Issued by Schroder Unit Trusts Limited, 1 London Wall Place, London EC2Y 5AU. Registered No: 4191730 England. Authorised and regulated by the Financial Conduct Authority. Nothing in this factsheet should be construed as advice and is therefore not a recommendation to buy or sell shares. If you are interested in this fund you should contact your usual financial adviser before making any investment decision. Please note that Schroders is unable to give you specific investment advice. For investors' security calls to this number may be recorded. Schroder Investment Management Limited have prepared this factsheet on behalf on Schroder British Opportunities Trust plc. Schroder British Opportunities Trust plc has appointed Schroder Unit Trusts Limited as alternative investment fund manager under AIFMD to provide portfolio and risk management services on a discretionary basis. The AIFM has delegated discretionary investment management services to Schroder Investment Management Limited ("Portfolio Manager"). Management of certain investments has been delegated by the Portfolio Manager to Schroder Adveq Management AG, which is a group subsidiary and is licensed to manage alternative investments. Subscriptions for company shares can only be made on the basis of its latest Key Investor Information Document and Prospectus, together with the latest audited annual report (and subsequent unaudited semiannual report), copies are available in English and can be obtained, free of charge, from Schroder Investment Management Limited. Schroders will be a data controller in respect of your personal data. For information on how Schroders might process your personal data, please view our Privacy Policy available at www.schroders.com/en/privacy-policy or on request should you not have access to this webpage. Third party data is owned or licensed by the data provider and may not be reproduced or extracted and used for any other purpose without the data provider's consent. Third party data is provided without any warranties of any kind. The data provider and issuer of the document shall have no liability in connection with the third party data. The Prospectus and/or www.schroders.com contains additional disclaimers which apply to the third party data.

Morningstar Rating: © Morningstar 2022. All Rights Reserved. The information contained herein: (1) is proprietary to Morningstar and/or its content providers; (2) may not be copied or distributed; and (3) is not warranted to be accurate, complete or timely. Neither Morningstar nor its content providers are responsible for any damages or losses arising from any use of this information. Past performance is no guarantee of future results.