

This factsheet is as at 30 June 2022 unless otherwise specified.

Xtrackers MSCI GCC Select Swap UCITS ETF 1C

a sub fund of Xtrackers (IE) Plc

At a Glance

- Exposure to certain Gulf Country equities
- Provides diversified exposure to large and mid-cap equities in the Gulf countries
- Countries include Bahrain, Kuwait, Oman, Qatar, Saudi Arabia and United Arab Emirates

Reference Index key features

The MSCI GCC Countries ex Select Securities index aims to reflect the performance of the following market:

- Large and mid-cap companies listed in Gulf countries, excluding certain securities with foreign ownership restrictions
- Weighted by free-float adjusted market capitalisation
- Reviewed on a quarterly basis

Additional information on the index, selection and weighting methodology is available at www.msci.com

Fund information	
ISIN	IE00BQXKVQ19
Share class currency	USD
Fund Currency	USD
Fund launch date	05 February 2015
Domicile	Ireland
Portfolio Methodology	Substitute Basket + Swap
Sub-Portfolio Manager	DWS Investments UK Ltd
Investment Manager	DWS Investments UK Ltd
Custodian	State Street Custodial Services (Ireland) Limited
All-in fee ¹	0.65% p.a.
Income treatment	Capitalising
Active swap counterparties	HSBC Bank Plc
NAV per Share	USD 25.20
Total Fund Assets	USD 35.94 Million
Total Shares Outstanding	1.43 Million
Reporting Fund	Yes

¹ Please see additional information / Glossary.

Key Risks

- **The value of your investment may go down as well as up and past performance does not predict future returns. Investor capital may be at risk up to a total loss.**
- The Fund is exposed to less economically developed economies (known as emerging markets) which involve greater risks than well developed economies. Political unrest and economic downturn may be more likely and will affect the value of your investment.
- The value of an investment in shares will depend on a number of factors including, but not limited to, market and economic conditions, sector, geographical region and political events.
- The Fund is exposed to market movements in a single country or region which may be adversely affected by political or economic developments, government action or natural events that do not affect a fund investing in broader markets.
- The Fund will enter into a derivative with a counterparty. If the counterparty fails to make payments (for example, it becomes insolvent) this may result in your investment suffering a loss.

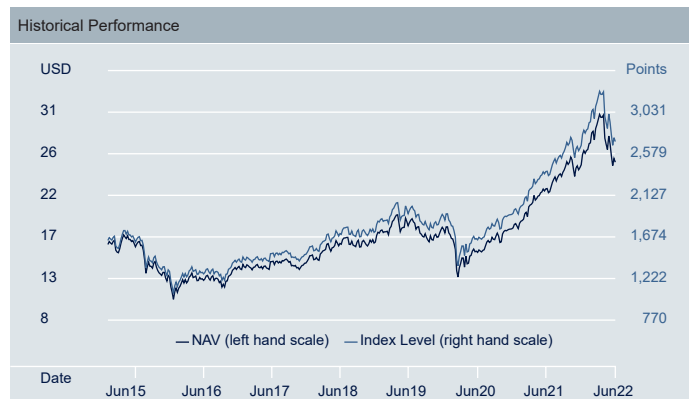
Listing and trading information			
Exchange	Bloomberg Ticker	Reuters RIC	Trading Currency
London Stock Exchange	XGLF LN	XGLF.L	USD
Xetra	XGLF GY	XGLF.DE	EUR
BX Berne eXchange	XGLF BW	XGLF.BN	CHF

Cumulative performance figures						
	1 Month	3 Months	6 Months	1 Year	3 Years	Annualised Volatility
Share Class	-10.05%	-13.56%	2.39%	13.15%	35.74%	15.49%
Index	-9.98%	-13.38%	2.80%	14.01%	39.22%	15.19%
Tracking Difference	-0.07%	-0.19%	-0.41%	-0.86%	-3.48%	-
Tracking Error	0.03%	0.03%	0.03%	0.03%	0.03%	-

Calendar year performance figures						
	2017	2018	2019	2020	2021	YTD
Share Class	3.42%	14.48%	9.76%	-0.94%	37.66%	2.39%
Index	4.46%	15.61%	10.85%	-0.04%	38.66%	2.80%
Tracking Difference	-1.04%	-1.12%	-1.09%	-0.90%	-1.00%	-0.41%
Tracking Error	0.03%	0.03%	0.03%	0.03%	0.03%	0.03%

Rolling performance figures								
	6/15 - 6/16	6/16 - 6/17	6/17 - 6/18	6/18 - 6/19	6/19 - 6/20	6/20 - 6/21	6/21 - 6/22	Since launch
Share Class	-22.15%	14.92%	13.32%	13.02%	-16.45%	43.58%	13.15%	6.01%
Index	-21.15%	16.20%	14.42%	14.12%	-15.63%	44.74%	14.01%	7.07%
Tracking Difference	-1.00%	-1.28%	-1.10%	-1.11%	-0.82%	-1.15%	-0.86%	-1.58%
Tracking Error	0.09%	0.05%	0.03%	0.03%	0.03%	0.03%	0.03%	0.05%

Past performance does not predict future returns.



Source: DWS, Index Provider

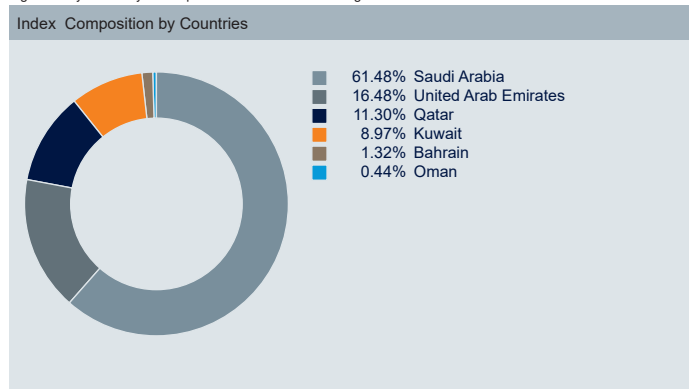
THINK ETF. THINK X.

This factsheet is as at 30 June 2022 unless otherwise specified.

Top 10 index constituents		
Issuer	ISIN	Weight
AL RAJHI BANK ORD	SA0007879113	16.12%
SAUDI NATIONAL BANK ORD	SA13L050IE10	6.83%
EMIRATES TELECOM ORD	AEE000401019	5.43%
SAUDI BASIC INDUSTRIES ORD	SA0007879121	4.97%
QATAR NAT BANK ORD	QA0006929895	4.58%
FIRST ABU DHABI BANK ORD	AEN000101016	4.49%
NATIONAL BANK KUWAIT ORD	KW0EQ0100010	4.12%
SAUDI ARABIAN OIL CO ORD	SA14TG012N13	3.90%
ALINMA BANK ORD	SA122050HV19	2.97%
SAUDI TELECOM ORD	SA0007879543	2.75%

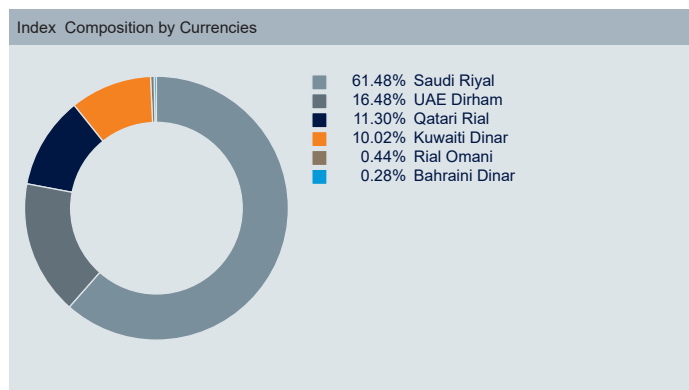
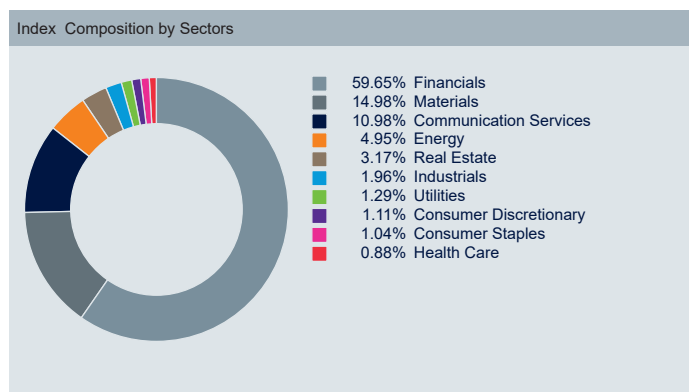
MSCI GCC Countries ex Select Securites Index

Source: Index provider as at 31 March 2022
Figures may not always add up to 100.00% due to rounding



Index information	
Index Name	MSCI GCC Countries ex Select Securites Index
Index Provider	MSCI INC.
Bloomberg Symbol	M1CXDBAR
Index Type	Total Return Net
Index Base Currency	USD
Number of Index constituents	68
Dividend Yield	2.55%
Index PE Ratio (Trailing)	16.96
Index PE Ratio (Forward)	15.54
Index Rebalance Frequency	Quarterly

Source: Index Provider



Further information on Xtrackers

DWS Investments UK Limited
Winchester House
1 Great Winchester Street
London EC2N 2DB
United Kingdom

Hotline: +44 (0)20 7547 1747
Website: www.Xtrackers.com
E-Mail: Xtrackers@dws.com

Additional Information

A Glossary of Terms is available at Xtrackers.com.

ETF performance is shown on NAV basis, net of fees and index replication costs. Index performance is calculated on a total return basis. Volatility is calculated since launch of the share class.

Disclaimer

This document is intended for information purposes only and does not create any legally binding obligations on the part of DWS Group GmbH & Co. KGaA and/or its affiliates (DWS). This document has been prepared without consideration of the investment needs, objectives or financial circumstances of any investor. Without limitation, this document does not constitute an offer, an invitation to offer or a recommendation to enter into any transaction. Before making an investment decision, investors need to consider, with or without the assistance of an investment adviser, whether the investments and strategies described or provided by DWS are appropriate in light of their particular investment needs, objectives and financial circumstances. Information in this document has been obtained or derived from sources believed to be reliable and current. However, accuracy or completeness of the sources cannot be guaranteed. This document is not directed to, or intended for distribution to or use by, any person or entity who is a citizen or resident of or located in any locality, state, country or other jurisdiction, including the United States, where such distribution, publication, availability or use would be contrary to law or regulation or which would subject DWS to any registration or licensing requirement within such jurisdiction not currently met within such jurisdiction. Persons into whose possession this document may come are required to inform themselves of, and to observe, such restrictions. Xtrackers (IE) plc is an undertaking for collective investment in transferable securities (UCITS) in accordance with the applicable laws and regulations and set up as open-ended investment company with variable capital and segregated liability amongst its respective compartments. Xtrackers (IE) plc is incorporated in Ireland with registered number 393802 and has its registered office at 78 Sir John Rogerson's Quay, Dublin 2, Ireland. DWS Investment S.A. acts as the management company of Xtrackers (IE) plc. Any investment decision in relation to a fund should be based solely on the latest version of the prospectus, the audited annual and, if more recent, un-audited semi-annual reports and the Key Investor Information Document (KIID), all of which are available in English upon request to DWS Investment S.A., 2, Boulevard Konrad Adenauer, L-1115 Luxembourg or on www.Xtrackers.com. **PAST PERFORMANCE DOES NOT PREDICT FUTURE RETURNS.**

© DWS Investments UK Limited, 2022. Authorised and regulated by the Financial Conduct Authority.

Index Disclaimer

The funds or securities referred to herein are not sponsored, endorsed, or promoted by MSCI, and MSCI bears no liability with respect to any such funds or securities or any index on which such funds or securities are based. The Prospectus of Xtrackers MSCI GCC Select Swap UCITS ETF contains a more detailed description of the limited relationship MSCI has with Xtrackers and any related funds.