

This factsheet is as at 30 June 2022 unless otherwise specified.

Xtrackers MSCI Emerging Markets Swap UCITS ETF 1C

a sub fund of Xtrackers

At a Glance

- Exposure to Emerging Market Equities
- Provides diversified exposure to large and mid-cap Emerging Market equities, with 85% market representation
- Contains over 20 Emerging Market Countries

Reference Index key features

The MSCI Emerging Markets index aims to reflect the performance of the following market:

- Large and mid-cap companies from Global Emerging Markets
- Covers approximately 85% of free-float market capitalisation
- Weighted by free-float adjusted market capitalisation
- Reviewed on a quarterly basis

Additional information on the index, selection and weighting methodology is available at www.msci.com

Fund information	
ISIN	LU0292107645
Share class currency	USD
Fund Currency	USD
Fund launch date	22 June 2007
Domicile	Luxembourg
Portfolio Methodology	Substitute Basket + Swap
Sub-Portfolio Manager	DWS Investments UK Ltd
Investment Manager	DWS Investments UK Ltd
Custodian	State Street Bank International GmbH, Luxembourg Branch
All-in fee ¹	0.49% p.a.
Income treatment	Capitalising
Active swap counterparties	Goldman Sachs International, J.P. Morgan Securities plc
NAV per Share	USD 45.25
Total Fund Assets	USD 922.56 Million
Total Shares Outstanding	20.39 Million
Reporting Fund	Yes

¹ Please see additional information / Glossary.

Key Risks

- The value of your investment may go down as well as up and past performance does not predict future returns. Investor capital may be at risk up to a total loss.
- The Fund is exposed to less economically developed economies (known as emerging markets) which involve greater risks than well developed economies. Political unrest and economic downturn may be more likely and will affect the value of your investment.
- The value of an investment in shares will depend on a number of factors including, but not limited to, market and economic conditions, sector, geographical region and political events.
- The Fund will enter into a derivative with a counterparty. If the counterparty fails to make payments (for example, it becomes insolvent) this may result in your investment suffering a loss.

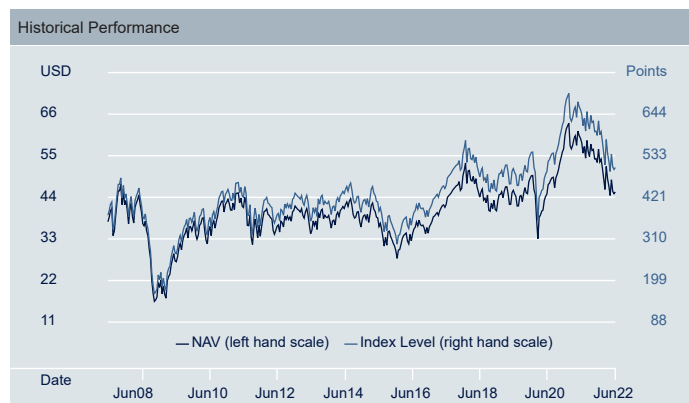
Listing and trading information			
Exchange	Bloomberg Ticker	Reuters RIC	Trading Currency
Xetra	XMEM GY	XMEM.DE	EUR
London Stock Exchange	XMEM LN	XMEM.L	GBP
London Stock Exchange	XMMD LN	XMMD.L	USD
SIX Swiss Exchange	XMEM SW	XMEM.S	USD
Stuttgart Stock Exchange	XMEM GS	XMEM.SG	EUR
Italian Stock Exchange	XMEM IM	XMEM.MI	EUR

Cumulative performance figures						
	1 Month	3 Months	6 Months	1 Year	3 Years	Annualised Volatility
Share Class	-6.66%	-11.50%	-17.72%	-25.54%	0.13%	20.44%
Index	-6.65%	-11.45%	-17.63%	-25.28%	1.71%	19.84%
Tracking Difference	-0.02%	-0.05%	-0.10%	-0.26%	-1.58%	-
Tracking Error	0.03%	0.03%	0.03%	0.03%	0.03%	-

Calendar year performance figures						
	2017	2018	2019	2020	2021	YTD
Share Class	36.15%	-14.86%	18.24%	17.43%	-2.98%	-17.72%
Index	36.70%	-14.49%	18.81%	18.31%	-2.54%	-17.63%
Tracking Difference	-0.56%	-0.37%	-0.57%	-0.88%	-0.44%	-0.10%
Tracking Error	0.02%	0.02%	0.03%	0.02%	0.02%	0.03%

Rolling performance figures												
	6/12 - 6/13	6/13 - 6/14	6/14 - 6/15	6/15 - 6/16	6/16 - 6/17	6/17 - 6/18	6/18 - 6/19	6/19 - 6/20	6/20 - 6/21	6/21 - 6/22	Since launch	
Share Class	1.82%	13.28%	-5.91%	-12.77%	22.97%	7.76%	0.75%	-3.98%	40.05%	-25.54%	1.28%	
Index	2.87%	14.31%	-5.12%	-12.06%	23.75%	8.20%	1.21%	-3.39%	40.90%	-25.28%	1.97%	
Tracking Difference	-1.05%	-1.03%	-0.79%	-0.72%	-0.77%	-0.44%	-0.46%	-0.59%	-0.86%	-0.26%	-0.86%	
Tracking Error	0.04%	0.04%	0.03%	0.05%	0.03%	0.02%	0.03%	0.02%	0.02%	0.03%	0.13%	

Past performance does not predict future returns.



Source: DWS, Index Provider

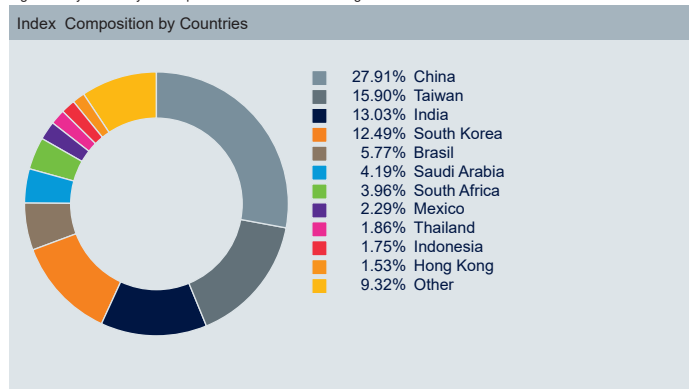
THINK ETF. THINK X.

This factsheet is as at 30 June 2022 unless otherwise specified.

Top 10 index constituents		
Issuer	ISIN	Weight
TAIWAN SEMICONDUCTOR MANUFACTURING	TW0002330008	7.02%
TENCENT HOLDINGS LTD	KYG875721634	3.81%
SAMSUNG ELECTRONICS LTD	KR7005930003	3.75%
ALIBABA GROUP HOLDING LTD	KYG017191142	3.00%
RELIANCE INDUSTRIES LTD	INE002A01018	1.37%
INFOSYS LTD	INE009A01021	1.15%
MEITUAN	KYG596691041	1.14%
VALE SA ORD	BRVALEACNOR0	1.12%
CHINA CONSTRUCTION BANK CORP H	CNE1000002H1	0.97%
JD.COM CLASS A INC	KYG8208B1014	0.83%

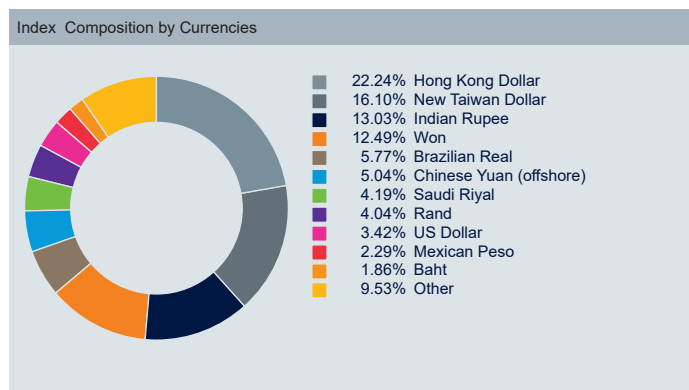
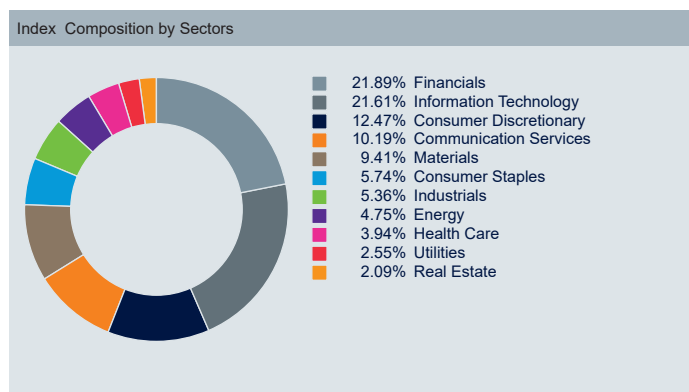
MSCI Total Return Net Emerging Markets Index

Source: Index provider as at 31 March 2022
 Figures may not always add up to 100.00% due to rounding



Index information	
Index Name	MSCI Total Return Net Emerging Markets Index
Index Provider	MSCI INC.
Bloomberg Symbol	NDUEEGF
Index Type	Total Return Net
Index Base Currency	USD
Number of Index constituents	1,398
Dividend Yield	3.02%
Index PE Ratio (Trailing)	11.16
Index PE Ratio (Forward)	10.98
Index Rebalance Frequency	Quarterly

Source: Index Provider



Further information on Xtrackers

DWS Investments UK Limited
 Winchester House
 1 Great Winchester Street
 London EC2N 2DB
 United Kingdom

Hotline: +44 (0)20 7547 1747
 Website: www.Xtrackers.com
 E-Mail: Xtrackers@dws.com

Additional Information

A Glossary of Terms is available at Xtrackers.com.

ETF performance is shown on NAV basis, net of fees and index replication costs. Index performance is calculated on a total return basis. Volatility is calculated since launch of the share class.

Disclaimer

This document is intended for information purposes only and does not create any legally binding obligations on the part of DWS Group GmbH & Co. KGaA and/or its affiliates (DWS). This document has been prepared without consideration of the investment needs, objectives or financial circumstances of any investor. Without limitation, this document does not constitute an offer, an invitation to offer or a recommendation to enter into any transaction. Before making an investment decision, investors need to consider, with or without the assistance of an investment adviser, whether the investments and strategies described or provided by DWS are appropriate in light of their particular investment needs, objectives and financial circumstances. Information in this document has been obtained or derived from sources believed to be reliable and current. However, accuracy or completeness of the sources cannot be guaranteed. This document is not directed to, or intended for distribution to or use by, any person or entity who is a citizen or resident of or located in any locality, state, country or other jurisdiction, including the United States, where such distribution, publication, availability or use would be contrary to law or regulation or which would subject DWS to any registration or licensing requirement within such jurisdiction not currently met within such jurisdiction. Persons into whose possession this document may come are required to inform themselves of, and to observe, such restrictions. Xtrackers is an undertaking for collective investment in transferable securities (UCITS) in accordance with the applicable laws and regulations and set up as open-ended investment company with variable capital and segregated liability amongst its respective compartments. Xtrackers is incorporated in the Grand Duchy of Luxembourg, is registered with the Luxembourg Trade and Companies' Register under number B-119.899 and has its registered office at 49, avenue J.F. Kennedy, L-1855 Luxembourg. DWS Investment S.A. acts as the management company of Xtrackers. Any investment decision in relation to a fund should be based solely on the latest version of the prospectus, the audited annual and, if more recent, un-audited semi-annual reports and the Key Investor Information Document (KIID), all of which are available in English upon request to DWS Investment S.A., 2, Boulevard Konrad Adenauer, L-1115 Luxembourg or on www.Xtrackers.com. **PAST PERFORMANCE DOES NOT PREDICT FUTURE RETURNS.**

© DWS Investments UK Limited, 2022. Authorised and regulated by the Financial Conduct Authority.

Index Disclaimer

The funds or securities referred to herein are not sponsored, endorsed, or promoted by MSCI, and MSCI bears no liability with respect to any such funds or securities or any index on which such funds or securities are based. The Prospectus of Xtrackers MSCI Emerging Markets Swap UCITS ETF contains a more detailed description of the limited relationship MSCI has with Xtrackers and any related funds.