

Income GBP | Data as at 31.07.2024

Company Investment Objectives and Policy

The Company's principal investment objective is to achieve capital growth through investment primarily in equities of companies located in the continent of Asia (excluding the Middle East and Japan), together with the Far Eastern countries bordering the Pacific Ocean. It aims to achieve growth in excess of the MSCI All Countries Asia excluding Japan Index in sterling terms (Benchmark Index) over the longer term.

Above is the Investment Objective of the fund. For details on the fund's Investment Policy please see the KID. The latest Annual Report includes the investment policy which you should read in conjunction with the KID before investing, these are available on our Schroders website. Relevant risk as associated with this Company are shown overleaf and should be carefully considered before making any investment. Past Performance is not a guide to future performance and may not be repeated. The value of investments and the income from them may go down as well as up and investors may not get back the amounts originally invested. Exchange rate changes may cause the value of investments to fall as well as rise. Performance data does not take into account any commissions and costs, if any, charged when units or shares of any fund, as applicable, are issued and redeemed.

Performance

Performance (%)	YTD	1 month	3 months	6 months
Share Price	10.2	0.7	6.7	15.5
Net Asset Value	9.3	-1.9	3.1	14.7
Reference Index	8.8	-1.7	3.1	14.9

Performance (%)	1 year	3 years p.a.	5 years p.a.	10 years p.a.
Share Price	8.5	-0.6	5.0	9.4
Net Asset Value	5.9	-0.8	4.7	9.2
Reference Index	6.4	-0.7	2.9	6.7

Discrete yearly performance (%)	Jul 14 - Jul 15		Jul 15 - Jul 16		Jul 16 - Jul 17		Jul 17 - Jul 18		Jul 18 - Jul 19		Jul 19 - Jul 20		Jul 20 - Jul 21		Jul 21 - Jul 22		Jul 22 - Jul 23		Jul 23 - Jul 24	
	Jul 14	Jul 15	Jul 15	Jul 16	Jul 16	Jul 17	Jul 17	Jul 18	Jul 18	Jul 19	Jul 19	Jul 20	Jul 20	Jul 21	Jul 21	Jul 22	Jul 22	Jul 23	Jul 23	Jul 24
Share Price	4.7	22.2	34.6	4.8	6.5	0.5	29.3	-8.6	-0.9	8.5										
Net Asset Value	6.4	20.4	33.4	9.0	3.0	4.6	23.3	-9.6	2.1	5.9										
Reference Index	1.7	16.1	28.3	5.7	3.9	4.8	12.4	-8.5	0.4	6.4										

Performance over 5 years



Source: Morningstar, net income reinvested, net of ongoing charges and portfolio costs and where applicable, performance fees, in GBP.

Ratings and accreditation



Please refer to the Source and ratings information section for details on the icons shown above.

Company facts

Fund manager	Richard Sennitt Abbas Barkhordar
Managed company since	31.03.2021 ; 31.03.2021
Alternative Investment Fund Manager	Schroder Unit Trusts Limited
Domicile	United Kingdom
Company launch date	14.11.1995
Company base currency	GBP
NAV (Million)	GBP 884.05
Number of holdings	58
Reference Index	MSCI AC Asia ex JP NR
Share Price	GBX 540.00
NAV per Share	GBX 596.65
Premium/Discount to NAV	-9.49%
Distribution frequency	Annually
Gearing (%)	2.87
Pay Dates	09.02.2024 - GBX 12.00 10.02.2023 - GBX 12.00 07.02.2022 - GBX 9.70 08.02.2021 - GBX 8.00
Ex-Dates	28.12.2023 ; 29.12.2022 ; 30.12.2021 ; 24.12.2020
Dividend Yield (%)	2.2

Fees & expenses

Ongoing charge 0.90%

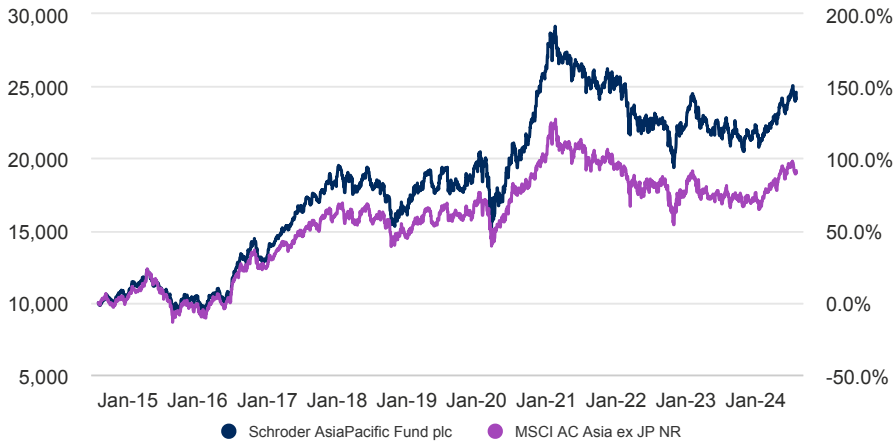
Codes

ISIN	GB0007918872
Bloomberg	SRDAF US
SEDOL	B8P3RG4
LSE ticker	SDPI

Where gearing is shown as negative, this reflects net cash.

Income GBP | Data as at 31.07.2024

10 year return of GBP 10,000



The chart is for illustrative purposes only and does not reflect an actual return on any investment.

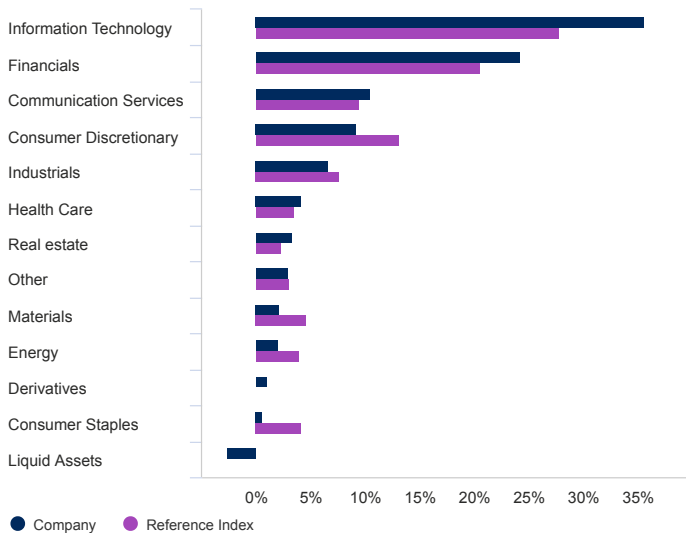
Returns are based on the share price. Share price performance figures are calculated on a mid-market basis in GBP with income reinvested on the ex-dividend date.

Risk considerations

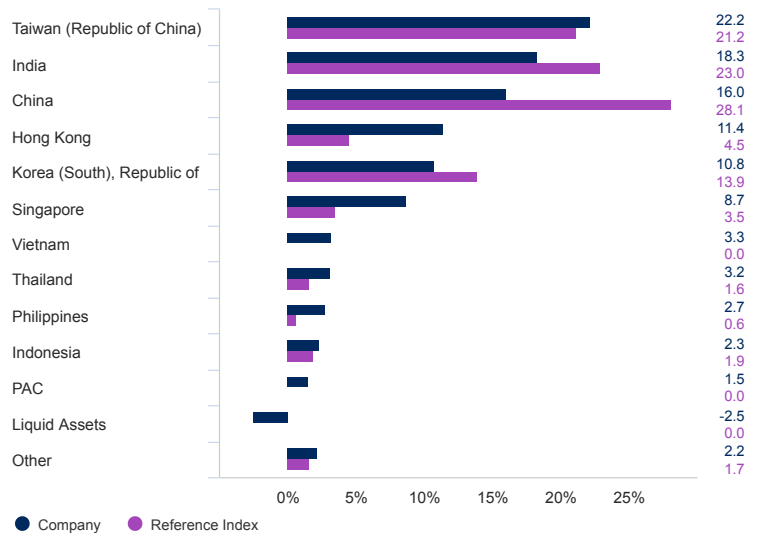
Emerging markets, and especially frontier markets, generally carry greater political, legal, counterparty and operational risk. The Company can be exposed to different currencies. Changes in foreign exchange rates could create losses. The Company may be concentrated in a limited number of geographical regions, industry sectors, markets and/or individual positions. This may result in large changes in the value of the company, both up or down, which may adversely impact the performance of the company. The Company may borrow money to invest in further investments, this is known as gearing. Gearing will increase returns if the value of the investments purchased increase in value by more than the cost of borrowing, or reduce returns if they fail to do so. Investments such as warrants, participation certificates, guaranteed bonds, etc will expose the company to the risk of the issuer of these instruments defaulting on paying the capital back to the company. **Gearing risk:** The company may borrow money to make further investments, this is known as gearing. Gearing will increase returns if the value of the investments purchased increase by more than the cost of borrowing, or reduce returns if they fail to do so. In falling markets, the whole of the value in that investment could be lost, which would result in losses to the fund.

Asset allocation

Sector (%)



Geographical breakdown (%)



Summary risk indicator (SRI)

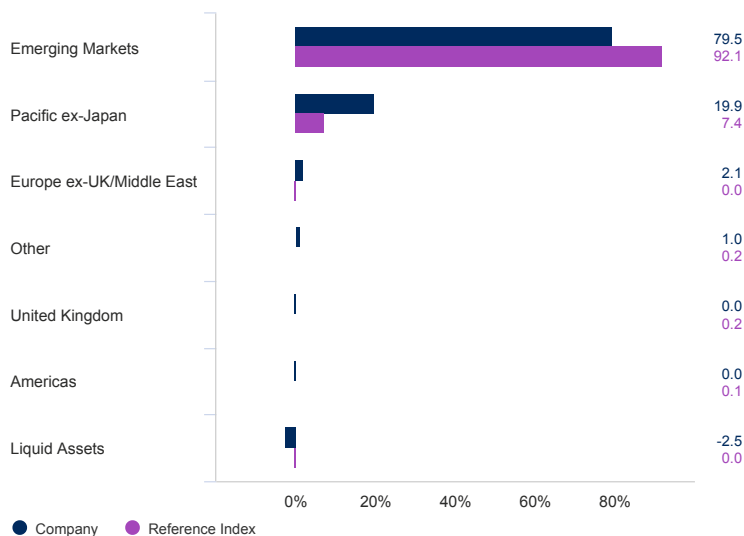
LOWER RISK Potentially lower reward HIGHER RISK Potentially higher reward



The risk category was calculated using historical performance data (or indicative fund performance during periods of suspension) and may not be a reliable indicator of the fund's future risk profile. The fund's risk category is not guaranteed to remain fixed. Please see the Key Information Document for more information.

Income GBP | Data as at 31.07.2024

Region (%)



Top 10 holdings (%)

Holding name	%
Taiwan Semiconductor Manufacturing Co Ltd	10.9
Samsung Electronics Co Ltd	9.2
Tencent Holdings Ltd	6.7
HDFC Bank Ltd	3.7
ICICI Bank Ltd	3.5
Oversea-Chinese Banking Corp Ltd	2.9
MediaTek Inc	2.8
AIA Group Ltd	2.6
DBS Group Holdings Ltd	2.5
Tata Consultancy Services Ltd	2.3

Source: Schroders. Top holdings and asset allocation are at company level.

Contact information

Schroder Unit Trusts Limited
1 London Wall Place
London
United Kingdom
EC2Y 5AU
Tel: 0800 182 2399
Fax:

For your security, communications may be recorded or monitored.

Information relating to changes in fund manager, investment objective, benchmark and corporate action information

In January 2011 the MSCI AC Asia ex Japan (NDR) replaced the MSCI AC FE ex-Japan Net (TR). The full track record of the previous index has been kept and chainlinked to the new one Richard Sennitt and Abbas Barkhordar replaced Matthew Dobbs as Fund Managers for this fund on 31.03.2021.

Important information

Costs:

Certain costs associated with your investment in the fund may be incurred in a different currency to that of your investment. These costs may increase or decrease as a result of currency and exchange rate fluctuations.

If a performance fee is applicable to this fund, details of the performance fee model and its computation methodology can be found in the fund's prospectus. This includes a description of the performance fee calculation methodology, the dates on which the performance fee is paid and details of how the performance fee is calculated in relation to the fund's performance fee benchmark, which may differ from the benchmark in the fund's investment objective or investment policy.

For further information regarding the costs and charges associated with your investment, please consult the funds' offering documents and annual report.

General:

The Board has appointed Schroder Unit Trusts Limited as Alternative Investment Fund Manager, and to prepare this Factsheet. This factsheet should not be taken as any indication the Company held any particular investments at any particular date other than the stated date. Nothing in this factsheet should be construed as advice and is therefore not a recommendation to buy or sell shares. If you are interested in this Company you should contact your usual financial adviser before making any investment decision. In addition you can contact one of our Investor Services team on 0800 182 2399 for further information. Please note that Schroders is unable to give you specific investment advice. For investors' security calls to this number may be recorded. The data contained in this document has been sourced by Schroders and should be independently verified before further publication or use. Issued by Schroder Unit Trusts Limited, 1 London Wall Place, London EC2Y 5AU. Registered No: 4191730 England. Authorised and regulated by the Financial Conduct Authority. Nothing in this factsheet should be construed as advice and is therefore not a recommendation to buy or sell shares. If you are interested in this fund you should contact your usual financial adviser before making any investment decision. Please note that Schroders is unable to give you specific investment advice. For investors' security calls to this number may be recorded. Subscriptions for company shares can only be made on the basis of its latest Key Investor Document and Accounts, together with the latest audited annual report (and subsequent unaudited semi-annual report), copies are available in English and can be obtained, free of charge, from Schroder Investment Management Limited.

Morningstar Rating: © Morningstar 2024. All Rights Reserved. The information contained herein: (1) is proprietary to Morningstar and/or its content providers; (2) may not be copied or distributed; and (3) is not warranted to be accurate, complete or timely. Neither Morningstar nor its content providers are responsible for any damages or losses arising from any use of this information. Past performance is no guarantee of future results.