

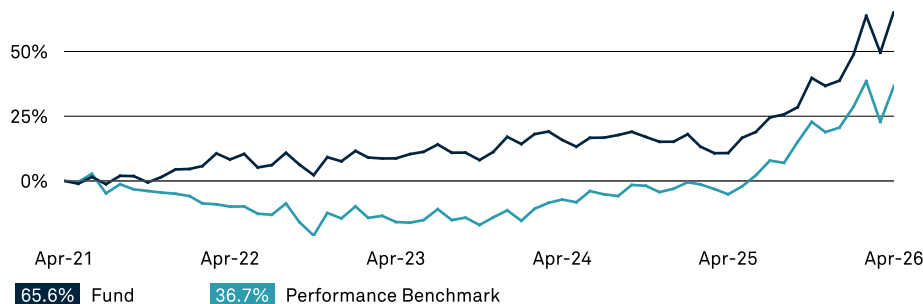
BNY Mellon Emerging Income Fund

Institutional Shares W (Inc.)

PERFORMANCE DISCLOSURE

Past performance is not a guide to future performance. The value of investments and the income received can fall as well as rise and investors may not get back the original amount invested. Please refer to the prospectus, KIID and other fund documents for a full list of risks and before making any investment decisions. Documents are available in English and in selected local languages where the fund is registered. Go to bny.com/investments. Returns may increase or decrease as a result of currency fluctuations.

5 YEAR CUMULATIVE PERFORMANCE (%)

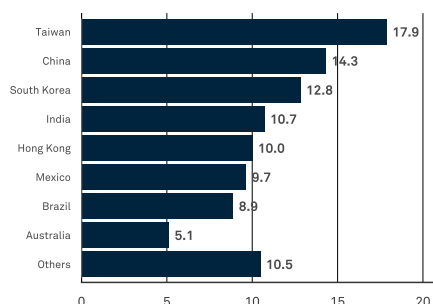


ANNUAL PERFORMANCE TO LAST QUARTER END

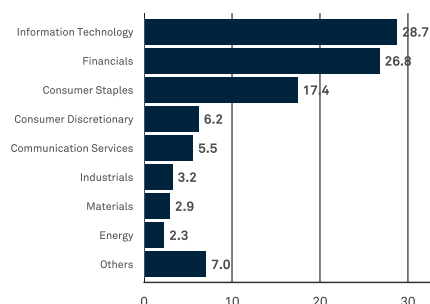
From	Mar 2021	Mar 2022	Mar 2023	Mar 2024	Mar 2025
To	Mar 2022	Mar 2023	Mar 2024	Mar 2025	Mar 2026
Fund Return (%)	11.81	-1.76	9.58	-7.03	35.10
Income Paid ¹	35.23	38.46	40.83	37.76	41.97
	2021	2022	2023	2024	2025
Fund	8.13	3.01	8.79	-1.59	20.49
Performance Benchmark	-1.64	-10.02	3.63	9.43	24.37

Source: Lipper. Fund performance of this share class is calculated as total return, including reinvested income net of applicable UK tax and charges, based on net asset value. All figures are in GBP terms.

GEOGRAPHICAL ALLOCATION (%)



INDUSTRIAL ALLOCATION (%)



TOP 10 HOLDINGS (%)

Company	Sector	Fund (%)
Taiwan Semiconductor Manufacturing Co., Ltd.	Information Technology	9.2
Samsung Electronics Co., Ltd.	Information Technology	8.8
AIA Group Limited	Financials	5.0
MediaTek Inc	Information Technology	4.0
ASE Technology Holding Co., Ltd.	Information Technology	3.5
Midea Group Co. Ltd. Class A	Consumer Discretionary	3.3
B3 SA - Brasil, Bolsa, Balcao	Financials	3.1
ITC Limited	Consumer Staples	3.0
BHP Group Ltd	Materials	2.9
Grupo Financiero Banorte SAB de CV Class O	Financials	2.9

Source: BNY Mellon Investment Management EMEA Limited

INVESTMENT MANAGER



Newton Investment Management: Newton seeks to deliver strong outcomes to its clients by taking an active, multidimensional and engaged investment approach, applied across its active equity, income, absolute-return (including fixed-income), multi-asset and thematic strategies, and strategies with sustainability characteristics.

INVESTMENT OBJECTIVE

The Fund aims to achieve income together with capital growth over the long term (5 years or more).

PERFORMANCE BENCHMARK

The Fund uses the MSCI Emerging Markets NR Index (the "Benchmark") as a reference index as it is broadly representative of the investment universe, and it forms the basis for the Fund's income objective which is a part of the Fund's overall objective. The Fund's performance is measured against the Benchmark. However, due to the Fund's minimum yield thresholds, performance may differ, in certain conditions, underperform the Benchmark.

The Fund is actively managed, which means the Investment Manager has discretion over the selection of investments subject to the investment objective and policies disclosed in the Prospectus. While the Fund's holdings may include constituents of the Benchmark, the selection of investments and their weightings in the portfolio are not influenced by the Benchmark. The investment strategy does not restrict the extent to which the Investment Manager may deviate from the Benchmark.

GENERAL INFORMATION

Fund size (millions)	£ 111.95
Performance Benchmark	MSCI EM (Emerging Markets) NR
IA Sector	Global Emerging Markets
Lipper sector	Lipper Global - Equity Emerging Mkts Global
Fund domicile	UK
Fund manager	Zoe Kan
Base currency	GBP
Investment vehicle name	BNY Mellon Investment Funds

INSTITUTIONAL SHARES W (INC.) SHARE CLASS DETAILS

Inception date	04 Oct 2012
Min. initial investment	£ 500,000
ISA	No
Annual mgmt charge	0.75%
ISIN	GB00B8HMC861
Ongoing charge	0.91%

Costs incurred when purchasing, holding, converting or selling any investment, will impact returns. Costs may increase or decrease as a result of currency and exchange rate fluctuations.

KEY DATES

Fund launch	04 Oct 2012
Close of financial year	30 Jun
Distributions	28 Feb, 31 May, 31 Aug, 30 Nov

HISTORIC YIELD (AS AT 30 APRIL 2026)

Share class	Yield
Institutional Shares W (Income)	3.13%

Historic yield is derived from the total dividends paid by the fund over the last twelve months. Yields are shown on a net basis, do not include any initial charge, and investors may be subject to tax on distribution.

¹For Income Share Classes, Income Paid is the cash amount distributed, net of UK tax, for £1000 invested at the beginning of each period. This is for illustrative purposes only and does not take into account effects of inflation or other factors that may have a negative impact on an investment.

KEY RISKS ASSOCIATED WITH THIS FUND

- The value of investments can fall. Investors may not get back the amount invested. Income from investments may vary and is not guaranteed.
- **Currency Risk:** This Fund invests in international markets which means it is exposed to changes in currency rates which could affect the value of the Fund.
- **Geographic Concentration Risk:** Where the Fund invests significantly in a single market, this may have a material impact on the value of the Fund.
- **Derivatives Risk:** Derivatives are highly sensitive to changes in the value of the asset from which their value is derived. A small movement in the value of the underlying asset can cause a large movement in the value of the derivative. This can increase the sizes of losses and gains, causing the value of your investment to fluctuate. When using derivatives, the Fund can lose significantly more than the amount it has invested in derivatives.
- **Emerging Markets Risk:** Emerging Markets have additional risks due to less-developed market practices.
- **Concentration Risk:** A fall in the value of a single investment may have a significant impact on the value of the Fund because it typically invests in a limited number of investments.
- **Charges to Capital:** The Fund takes its charges from the capital of the Fund. Investors should be aware that this has the effect of lowering the capital value of your investment and limiting the potential for future capital growth. On redemption, you may not receive back the full amount you initially invested.
- **Counterparty Risk:** The insolvency of any institutions providing services such as custody of assets or acting as a counterparty to derivatives or other contractual arrangements, may expose the Fund to financial loss.
- **High Yield Companies Risk:** Companies with high-dividend rates are at a greater risk of not being able to meet these payments and are more sensitive to interest rate risk.

This is a financial promotion. Portfolio holdings are subject to change, for information only and are not investment recommendations. Calls may be recorded. For more information visit our Privacy Policy. BNY is the corporate brand of The Bank of New York Mellon Corporation and may be used to reference the corporation as a whole and/or its various subsidiaries generally.

BNY Mellon Investment Funds, is an open-ended investment company with variable capital (ICVC) with limited liability between sub-funds. Incorporated in England and Wales: registered number IC27. The Authorised Corporate Director (ACD) is BNY Mellon Fund Managers Limited (BNY MFM), incorporated in England and Wales: No. 1998251. Registered address: BNY Mellon Centre, 160 Queen Victoria Street, London EC4V 4LA. Authorised and regulated by the Financial Conduct Authority.

Issued in the **UK** by BNY Mellon Investment Management EMEA Limited, BNY Mellon Centre, 160 Queen Victoria Street, London EC4V 4LA. Registered in England No. 1118580. Authorised and regulated by the Financial Conduct Authority.

Newton is a member of the IA.

MIS0003-310726

Issued on 15/05/2026