



Quarterly Factsheet as of 30 June 2024

NAV	\$92.13 million
NAV per share	1.01 cps
Share Price	\$0.92
Market Capitalization	\$83.09 million
Net Quarterly Revenue Profit	\$1.18 million
30 June 2024 Quarterly Distribution	0.7 cps

FUND OVERVIEW

Riverstone Credit Opportunities Income Plc (“RCOI” or the “Company”) is a closed-end investment company listed on the London Stock Exchange under symbol RCOI.

INVESTMENT OBJECTIVE AND STRATEGY

On 22 May 2024, at the Company’s fifth annual meeting resolutions were passed that, among other things, adopted the Wind-Down Investment Policy. As a result, the Company has entered the Managed Wind-Down.

As of June 30, 2024, 33% of the Company’s assets consist of cash and cash equivalents, 85% of which is currently uncommitted, 61% are loans with a weighted average maturity of 1.46 years and the balance are equity or equity-like positions.

COMPANY OVERVIEW

There is no base management fee charged. A performance fee will be charged quarterly if return hurdles are achieved, with an annual reconciliation. There are 3 tiers of fees: 0% if distributable income⁽²⁾ is < 4%; 20% if distributable income is between 4-8% and 30% if distributable income is > 8%.

PERFORMANCE STATISTICS

On a cumulative basis as of 30 June 2024:

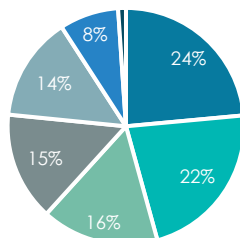
- > \$278 million has been committed
- > \$253 million has been invested
- > \$240 million has been realized
- > Generated a gross MOIC of 1.20x and a net MOIC of 1.13x

PORTFOLIO METRICS

Weighted Avg. Structuring Fee/OID ⁽¹⁾	97.5%
Weighted Avg. All-in Coupon	12.3% p.a.
Weighted Avg. All-In Benchmark Rate	5.3 p.a.
Weighted Avg. Floating Rate Spread	7.0 p.a.
Security	100% Secured
Coupon Type	100% Floating
LTV %	40%

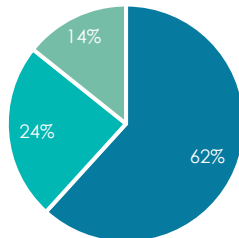
\$ COMMITTED METRICS as of 30 June 2024

COMMITTED TRANSACTIONS



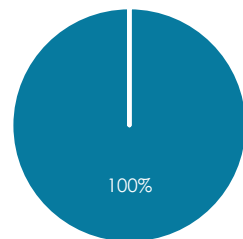
- Harland & Wolff
- Blackbuck
- Caliber
- Hoover CS
- Seawolf
- Streamline
- Max

SECTOR



- Infrastructure Services
- Infrastructure
- Services

COLLATERAL PACKAGE



- First Lien

LARGEST POSITIONS BASED ON INVESTED CAPITAL as of 30 June 2024

Deal Name / Company	% Invested of NAV	Security	Sector
Voyage / Harland & Wolff	16%	1 st Lien	Infrastructure Services
Boulder III / Hoover CS	15%	1 st Lien	Infrastructure Services
Antelope / Blackbuck	10%	1 st Lien	Infrastructure
Shark / Seawolf	10%	1 st Lien	Services
Strike III / Streamline	6%	1 st Lien	Infrastructure Services
Gateway / Max	5%	1 st Lien	Infrastructure



Quarterly Factsheet as of 30 June 2024

INVESTMENT HIGHLIGHTS

- > On 19 July 2024, RCOI announced in its "Investment and Quarterly Update", that the most significant move in the Company's NAV in the second quarter came from a reduction in the value of its position in a loan made to Harland & Wolff ("H&W"). The Company and other funds managed by RCOI's investment manager, Riverstone Investment Group LLC, (together with its affiliates "Riverstone") are co-invested in a \$115m loan to H&W of which RCOI's contribution is \$14.6m. The reduction in value of this loan in the second quarter was taken in consultation with the Company's external valuation provider and reflects the best estimate of the investment manager as to the fair market value of the position. The principal reason for the reduction in value is that, as announced today by H&W, the UK Department for Business and Trade has notified H&W that HM Government will not be proceeding with the provision of export development guarantee or loan facilities that they had long been considering for H&W.
- > In August 2024, credit funds managed by Riverstone provided a \$25 million capital investment in a super priority position (the "Super Priority Facility") to the existing facility under of which the Company is a lender bringing the total commitments to \$140 million. As a condition precedent to injecting the new capital, the \$15 million upsize of the facility completed in February 2024 (in which RCOI did not participate in)
- > RCOI will not participate in the new super priority facility as it has now entered into managed wind-down (and had previously already reached its concentration limit in H&W). The Q2 NAV does not reflect the impact of this new financing as it had not closed as of 30 June 2024.

APPENDIX

ABOUT RCOI

RCOI is a USD denominated vehicle, structured as a UK Investment Trust that had its initial public offering in May 2019. It is listed on the London Stock Exchange as ticker RCOI. The non-executive directors are Reuben Jeffery III (Chairman), Emma Davies and Edward Cumming-Bruce. The responsible investment individuals are Christopher Abbate and Jamie Brodsky. Other key metrics are listed in the below table.

Riverstone Credit Opportunities Income Plc ("RCOI")	
Website: https://www.riverstonecoi.com	London Stock Exchange Ticker: RCOI
Address: 27-28 Eastcastle Street London W1W 8DH	E-mail: credit@riverstonellc.com
Non-Executive Directors: Reuben Jeffery III (Chairman); Emma Davies; Edward Cumming-Bruce	Phone: 028 9693 0204
Investment Manager: Riverstone Investment Group LLC Sub-Manager: Breakwall Investment Advisor LLC	Domicile: England and Wales

ABOUT RIVERSTONE

Riverstone is an energy and power-focused private investment firm founded in 2000 by David M. Leuschen and Pierre F. Lapeyre, Jr. with approximately \$45 billion of equity capital raised to date. Riverstone conducts buyout and growth capital investments in the exploration & production, midstream, oilfield services, power and renewable sectors of the energy industry. With offices in New York, London, Houston, Mexico City, Menlo Park, and Amsterdam, the firm has committed approximately \$46 billion to over 200+ investments in North America, South America, Europe, Africa, Asia, and Australia.

As previously announced, on January 2, Riverstone Holdings LLC, and their affiliate Riverstone Investment Group (collectively, "Riverstone") entered into a sub management agreement for RCOI with Breakwall Capital LP. Breakwall is an independent asset manager regulated by the SEC as a Registered Investment Advisor. It is owned and operated by the former members of the Riverstone Credit Partners team.

DISTRIBUTION & CASH OVERVIEW

Distribution Target ⁽³⁾	8-10% yield p.a. of IPO price
Next Distribution As Of Date ⁽³⁾	August 2024
Next Distribution Declaration Date	August 2024
Next Distribution Payment Date	September 2024
Distribution Frequency	Quarterly
Uncommitted Cash Balance	\$24.0 million

INVESTMENT POLICY LIMITS (AT TIME OF INVESTMENT)

Maximum Exposure Per Borrower	15%
Minimum Invested In Secured Loans/Cash	85%
Maximum Loan To Value	60%
Maximum Term of Any Loan	7 Years

FOOTNOTES

(1) OID = Original Issue Discount.

(2) % shown are per annum. Profit share earned quarterly but has an annual reconciliation, also a cap and capital loss adjustment. No catch up on profit share

(3) Potential investors should note that the Target Distribution is a target only and is not a profit forecast. There can be no guarantee that the target will be met or that it should be taken as an indication of the Company's expected or actual future results. Potential investors should decide for themselves whether the Target Distribution or the assumptions on which it is based are reasonable or achievable in deciding whether to invest in the Company.

(4) NAV per share is not adjusted for the distribution in respect of the quarter