

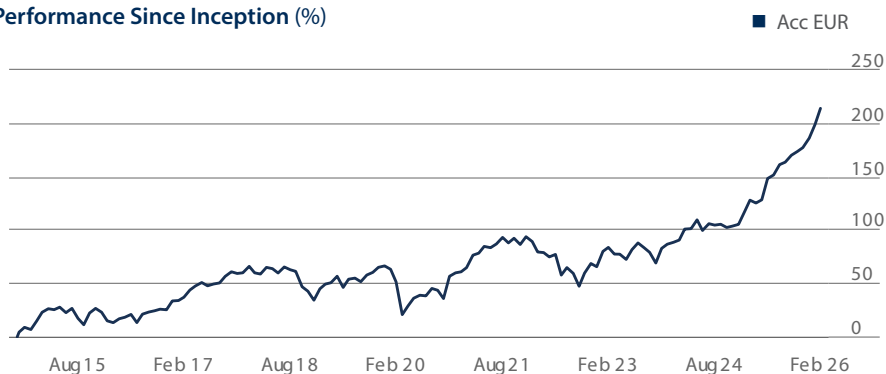
# First Trust Eurozone AlphaDEX® UCITS ETF

The Fund is a passively managed index-tracking fund that aims to provide investors with a total return, taking into account capital and income returns, which reflects the return of the NASDAQ AlphaDEX® Eurozone Index (the "Index"). The Index employs the AlphaDEX® stock selection methodology which uses fundamental growth and value factors to objectively select stocks from the NASDAQ Eurozone Index which may generate positive alpha relative to traditional passive indices.

## Performance

The figures shown relate to past performance and do not predict future returns

Performance Since Inception (%)



Performance Summary (%)	1 M	3 M	YTD	1 Y	3 Y	5 Y	Since Inception
Acc EUR	5.03	13.25	9.73	37.66	19.52	13.73	10.61
Tracking Index	5.07	13.30	9.85	37.28	19.44	13.86	10.96

Performance for periods under one year is cumulative and over one year is annualised.

12-Month Performance Periods (%)	31.12.20	31.12.21	31.12.22	31.12.23	31.12.24	31.12.25
Acc EUR		21.13	-14.48	12.71	9.92	39.28
Tracking Index		21.81	-14.27	12.97	9.63	38.89


Fund performance is the performance of the share class since its inception, shown net of fees including re-invested dividends in the base currency of the share class which is in EUR. Performance can go up as well as down, and investors may lose some or all of their capital. Returns may increase or decrease as a result of currency and exchange rate fluctuations. Please refer to the 'Risks' section on Page 3 for more details on risks associated with an investment in the Fund.

"AlphaDEX®" is a registered trademark of First Trust Portfolios L.P. First Trust Portfolios L.P. has obtained a patent for the AlphaDEX® stock selection methodology from the United States Patent and Trademark Office.

<sup>1</sup>The ongoing charges figure is based on the Fund's annual management fee, whereby the Investment Manager is responsible for the costs involved in running the Fund. In the event that the Fund's running costs exceed the stated figure the Investment Manager shall pay the excess from its own assets. The Investment Manager has undertaken to waive 0.10% of its annual management fee of 0.75% until 18 May 2026. The ongoing charges figure excludes portfolio transaction costs. Details of the transaction costs are available from your broker or financial advisor and at [www.ftgportfolios.com](http://www.ftgportfolios.com). The figure may vary from year to year.

FEUZ	Acc EUR
ISIN	IE00B8X9NY41
Asset Class	Equity
Fund Inception	21.10.2014
Share Class Inception	21.10.2014
Ongoing Charges <sup>1</sup>	0.65%
Base Currency	EUR
Income Treatment	Accumulating
Total Fund AUM	€129.05 million
Outstanding Shares	1,736,822
UCITS Compliant	Yes
Domicile	Ireland
Investment Manager	First Trust Advisors
Rebalance Frequency	Semi-Annual
Replication Method	Physical - Full Replication
SFDR Classification	Article 6
Tracking Index	Nasdaq AlphaDEX® Eurozone NTR Index

## RISK AND REWARD PROFILE



The Synthetic Risk and Reward Indicator (SRRI) illustrates a fund's risk and reward profile through a number between 1 and 7.

**CAPITAL AT RISK.** The Fund may not achieve its investment objective and the value of shares in the Fund may fall. Investors may not get back the amount originally invested.

## Trading Information

Exchange	Ccy	Ticker	SEDOL
London Stock Exchange	GBP	FEUZ LN	BRJ93B8
London Stock Exchange	USD	FTEU LN	BZ576H9
Borsa Italiana	EUR	FEUZ IM	BF4Q398
Deutsche Börse Xetra	EUR	FTGE GY	BYPGCP9
Euronext Amsterdam	EUR	FEUZ NA	BRK1120

ISA
  SIPP
  UK Reporting Status

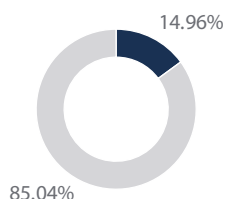
We strongly recommend that you seek professional advice before making any investment decision. This document is marketing material intended for investors in the UK. It is not comprehensive and must therefore be read in conjunction with the Fund's prospectus, the relevant supplement and the UCITS key investor information document ("KIID").

## Portfolio

### TOP 10 HOLDINGS (%)

Nordex SE	1.88
ArcelorMittal	1.72
Hochtief AG	1.72
Aurubis AG	1.54
ACS, Actividades de Construccion y Servicios, S.A.	1.53
Tenaris S.A.	1.44
RWE AG	1.37
Siemens Energy AG	1.27
UNIQUA Insurance Group AG	1.26
TotalEnergies SE	1.23

Top 10 Holdings as % of Total



Top 10 holdings as a percentage of Total Net Assets. Portfolio Holdings are subject to change at any time. References to specific bonds should not be construed as a recommendation to buy or sell and should not be assumed profitable.

### SECTOR ALLOCATION (%)

Industrials	24.32	<div style="width: 24.32%;"></div>
Financials	21.94	<div style="width: 21.94%;"></div>
Consumer Discretionary	10.31	<div style="width: 10.31%;"></div>
Energy	9.38	<div style="width: 9.38%;"></div>
Materials	9.23	<div style="width: 9.23%;"></div>
Utilities	7.61	<div style="width: 7.61%;"></div>
Health Care	4.19	<div style="width: 4.19%;"></div>
Consumer Staples	4.13	<div style="width: 4.13%;"></div>
Real Estate	3.63	<div style="width: 3.63%;"></div>
Communication Services	3.33	<div style="width: 3.33%;"></div>
Information Technology	1.93	<div style="width: 1.93%;"></div>

### COUNTRY ALLOCATION (%)

Germany	30.60
France	17.17
Italy	16.62
Spain	11.18
Austria	5.69
The Netherlands	4.59
Luxembourg	4.10
Greece	3.39
Belgium	2.74
Finland	1.60
Portugal	1.09
Other	1.23

### FUND CHARACTERISTICS

Max Market Cap	€475.2bn
Median Market Cap	€14.4bn
Min Market Cap	€2.0bn
Price/Earnings	14.46
Price/Book	1.42
Price/Cash Flow	8.03
Price/Sales	0.80
Index Yield	3.10%

- The NASDAQ AlphaDEX® Eurozone Index is an “enhanced” index created and administered by Nasdaq, Inc. (“Nasdaq”) which employs the AlphaDEX® stock selection methodology to select stocks from the NASDAQ Eurozone Index that meet certain criteria.
- Nasdaq constructs the NASDAQ AlphaDEX® Eurozone Index by ranking the eligible stocks from the NASDAQ Eurozone Index on growth factors including 3-, 6- and 12-month price appreciation, sales to price and one year sales growth, and separately on value factors including book value to price, cash flow to price and return on assets. All stocks are ranked on the sum of ranks for the growth factors and, separately, all stocks are ranked on the sum of ranks for the value factors. A stock must have data for all growth and/or value factors to receive a rank for that style.
- Each stock receives the best style rank from the previous step as its selection score.
- The top 150 stocks based on the selection score determined in the previous step comprise the “selected stocks”.
- The selected stocks are divided into quintiles based on their rankings and the top ranked quintiles receive a higher weight within the index. The stocks are equally-weighted within each quintile.
- Each stock is then tested in order of its selection score rank to check if the weight assigned to that stock is outside the country/sector weighting constraints, which are set at 15% above the benchmark weight.
- If the weight assigned to the stock, when added with the weight assigned to all higher ranking stocks in its country/sector, is greater than the constraint, then the stock's weight is lowered to the highest rank in the next quintile. Stocks previously lower in rank then move up one rank. Such stocks in the lowest quintile that violate a constraint are removed from the portfolio and replaced by the highest scoring stock not originally selected, subject to country/sector constraints. This process continues until all the country/sector weightings meet the constraint.
- The Index is reconstituted and rebalanced semi-annually.

## Risks

- **CAPITAL AT RISK.** The Fund may not achieve its investment objective and the value of shares in the Fund may fall. Investors may not get back the amount originally invested.
- Neither First Trust Global Portfolios Limited nor any of its affiliates, guarantees the performance or the future returns of the Fund.
- There is no assurance that the Index will continue to be calculated and published on the basis described in the prospectus and relevant supplement. In addition, the Fund's return may not match the return of the Index.
- See also the description of the risks applicable to the Fund in "Risk Factors" in the prospectus and relevant supplement.

## Important Information

This marketing communication is issued and approved by First Trust Global Portfolios Limited ("FTGP") whose place of business is 8 Angel Court, London, EC2R 7HJ. FTGP is authorised and regulated by the United Kingdom's Financial Conduct Authority (FRN:583261). The Fund is regulated by the Central Bank of Ireland.

Nothing contained herein constitutes investment, legal, tax or other advice and it is not to be solely relied on in making an investment or other decision, nor does the document implicitly or explicitly recommend or suggest an investment strategy, reach conclusions in relation to an investment strategy for the reader, or provide any opinions as to the present or future value or price of any fund. It is not an invitation, offer, or solicitation to engage in any investment activity, including making an investment in the Fund, nor does the information, recommendations or opinions expressed herein constitute an offer for sale of the Fund.

The Fund is an open-ended sub-fund of First Trust Global Funds PLC (the "Company"), an umbrella UCITS fund with segregated liability between sub-funds, incorporated with limited liability as an investment company with variable capital under the laws of Ireland with UCITS registered number 514357.

The material in this marketing communication is not comprehensive and must therefore be read in conjunction with the Fund's prospectus, the relevant supplement, and the UCITS key investor information document ("KIID") which contains material information not contained herein, including the terms of investment and information regarding investment risks and restrictions, fees and expenses and conflicts of interests. Potential investors should pay particular attention to the risk disclosures in the "Risk Factors" section of the Fund's prospectus and supplement (available in English) and KIIDs (available for each share class of each of the sub-funds of the Company (available for each share class of each of the sub-funds of the Company)). No assurance can be given that

the Fund's investment objective will be achieved or that the Fund will generate a positive return. Please visit [www.ftglobalportfolios.com](http://www.ftglobalportfolios.com) to obtain the Fund's prospectus, supplement and KIID. Investors and potential investors can obtain a summary in English of investor rights and information on access to collective redress mechanisms in the event of litigation at the following website: [https://www.ftglobalportfolios.com/Content/SUMMARY\\_OF\\_INVESTOR\\_RIGHTS](https://www.ftglobalportfolios.com/Content/SUMMARY_OF_INVESTOR_RIGHTS).

Any UCITS ETF's units / shares purchased on the secondary market cannot usually be sold directly back to UCITS ETF. Investors must buy and sell units / shares on a secondary market with the assistance of an intermediary (e.g. a stockbroker) and may incur fees for doing so. In addition, investors may pay more than the current net asset value when buying units / shares and may receive less than the current net asset value when selling them.

The Company's portfolio holdings policy is designed to be transparent, whilst being in the best interest of the Fund and protecting the confidentiality of each Fund's portfolio holdings. The full portfolio holdings for the Fund shall generally be available daily, with a one-day lag, on [www.ftglobalportfolios.com](http://www.ftglobalportfolios.com). Any portfolio holdings information which may otherwise be provided on request shall be provided on a confidential basis.

The NASDAQ AlphaDEX® Eurozone Index is a trademark of Nasdaq, Inc. and has been licensed for use by First Trust Portfolios L.P., and sub-licensed for use by First Trust Global Funds PLC. AlphaDEX® is a trademark owned by First Trust Portfolios L.P. and has been licensed to Nasdaq for use in the name of the Index. The ETF is not sponsored, endorsed, sold or promoted by Nasdaq and Nasdaq makes no representation or warranty regarding the advisability of investing in the ETF or as to the result to be obtained by any person from use of the Index in connection with the trading of the ETF.