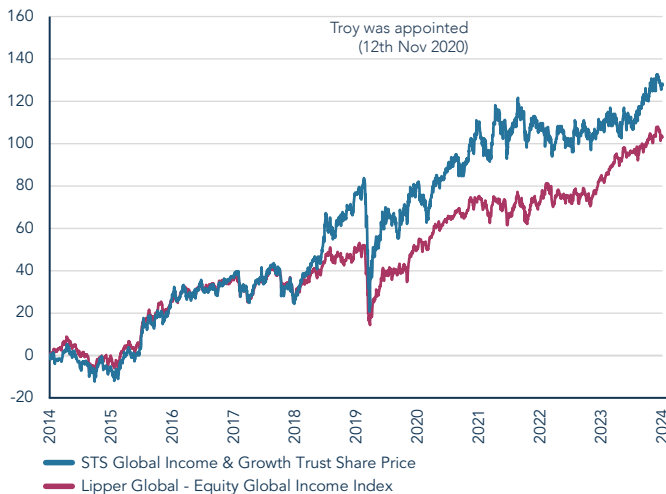




The investment objective of the Trust is to achieve rising income and long-term capital growth through investment in a balanced portfolio constructed from global equities.

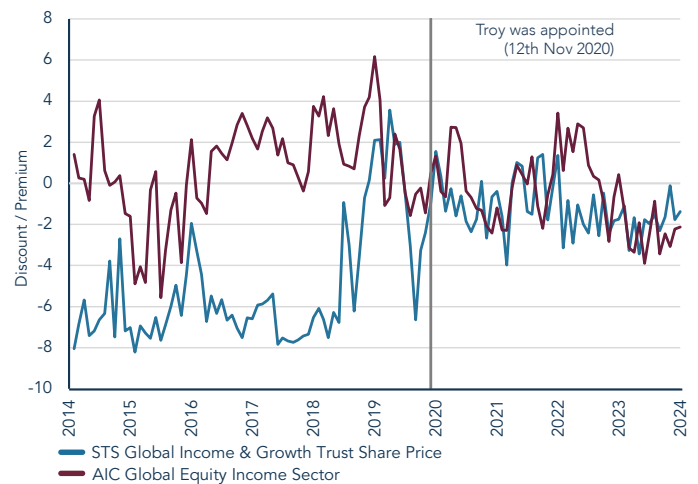
PRICES	NAV (EX INC)	PREMIUM/DISCOUNT	YIELD*	TOTAL NET/GROSS ASSETS
231.00p	232.25p	-1.4%	2.9%	£291m/£306m
			<small>*historic dividend yield</small>	

PERCENTAGE GROWTH 31/12/2014 - 31/12/2024



Source: Morningstar

SHARE PRICE DISCOUNT/PREMIUM TO NAV



Source: Morningstar

Total Return to 31 December 2024	Since Troy Appt*	31/12/19 5 years	31/12/21 3 years	31/12/23 1 year	30/06/24 6 months
STS Global Income & Growth Trust Share Price	+40.3%	+29.1%	+8.5%	+9.7%	+9.4%
STS Global Income & Growth Trust NAV	+38.7%	+33.5%	+9.5%	+9.2%	+8.8%
Lipper Global – Equity Global Income Index	+50.7%	+36.6%	+16.3%	+10.0%	+3.5%

Discrete Annual Total Returns	2014	2015	2016	2017	2018	2019	2020	2021	2022	2023	2024
STS Global Income & Growth Trust Share Price	+0.8%	-5.4%	+35.8%	+6.8%	-7.9%	+39.3%	+3.1%	+15.4%	-0.4%	-0.7%	+9.7%
STS Global Income & Growth Trust NAV	+4.1%	+0.2%	+28.5%	+11.9%	-8.2%	+27.4%	+3.7%	+17.6%	-2.1%	+2.4%	+9.2%

*Troy appointed Investment Manager 12 November 2020

Past performance is not a guide to future performance.

Source: Lipper/Morningstar

December Commentary

The Trust produced a Net Asset Value total return of -1.8% during the month and a price total return of -1.4%, compared to a return of -1.8% for the Lipper Global – Equity Global Income Index.

Over the year the Trust returned +9.2% (NAV) and a price total return of +9.7% compared the Lipper Global – Equity Global Income Index which returned +10.0%.

As is often the case it was a year of two halves. Relative returns were constrained for the first 6 months of the year but recovered somewhat as the year progressed. The top three contributors over the 12 months were British American Tobacco which rose by +37.2%, Philip Morris up +34.7% (in Sterling) and Unilever which climbed by +23.7%. The shares of each company had been deeply out of favour at the beginning of the year reminding one that sometimes the most uncomfortable holdings generate the best returns.

Conversely two of the key detractors were Pernod Ricard and Nestle. Both companies have been excellent long-term compounders of shareholder capital but have been disappointing since May 2023. [Valuations](#) achieved

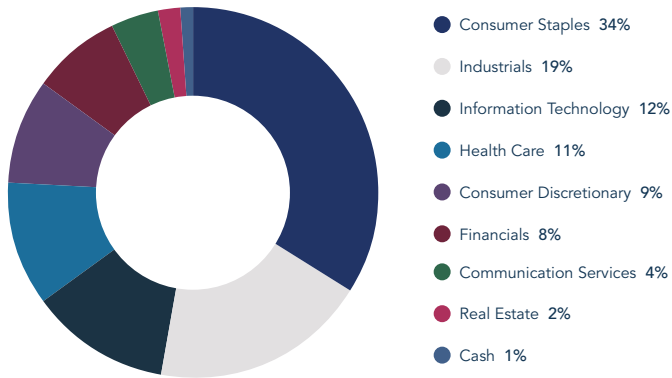
at that time proved to be unsustainable. As the COVID boom has waned and concerns have appeared around end demand from changing consumer tastes and the adoption of weight-loss drugs, the shares have derated. In each case we think that the current valuations give protection against these worries which although valid, are unlikely to negate the long-term competitive advantages and opportunities these companies enjoy in our view.

2025 promises to be an interesting year as the positive and negative effects of the Trump agenda play out in markets. While equity markets so far have been upbeat, rising bond yields appear to represent an increasing risk to equity valuations.

The Q4 dividend, paid on 17th January 2025, was declared at 1.586p. The total distribution for 2024 was 6.662p which represents an increase of 4.0% relative to 2023, reflecting the robustness of the portfolio's income generation notwithstanding uncertainty over the near term outlook.

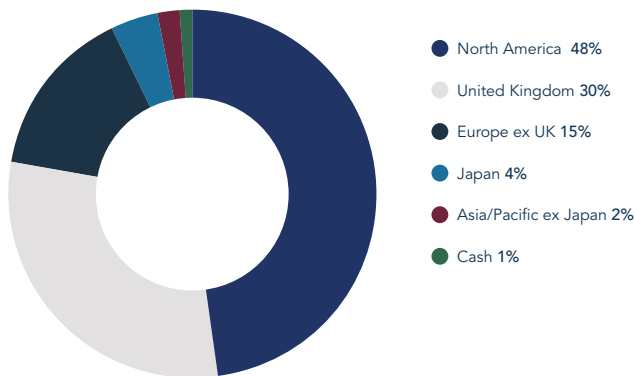


ASSET ALLOCATION BY SECTOR



Source: Factset. Asset Allocation subject to change

ASSET ALLOCATION BY REGION



Source: Factset. Asset Allocation subject to change

TOP 10 HOLDINGS

Paychex	5.9%
Philip Morris	5.3%
British American Tobacco	5.3%
CME Group	5.1%
ADP	4.5%
Reckitt Benckiser	4.5%
Microsoft	4.4%
Amadeus IT	4.0%
Nintendo	4.0%
PepsiCo	4.0%
Total Top 10	46.8%
21 Other Equity holdings	51.9%
Cash	1.3%
TOTAL	100.0%

Source: Factset. Holdings subject to change.

FUND MANAGER AWARDS



TRUST INFORMATION

Structure	
London Listed Investment Trust	
Board	
Chairman	John Evans
Senior Independent Director	Sarah Harvey
Non-Executive Director	Alexandra Innes
Non-Executive Director	Gillian Elcock
Non-Executive Director	Bridget Guerin
Non-Executive Director	Brigid Sutcliffe
Investment Manager	
Troy Asset Management Limited	
33 Davies Street	
London W1K 4BP	
Tel: 020 7499 4030	
Fax: 020 7491 2445	
email: info@taml.co.uk	
Manager	James Harries
Benchmark	Lipper Global Equity Global Income Index

Capital Structure	
Shares with voting rights	124,204,415
Shares held in treasury	50,983,770
Net Assets	£291m
Gross Assets	£306m
Ongoing Charges (estimated)*	
Ordinary shares:	0.77%
(31.03.2025)	
Management Fee	0.55% on first £250m 0.50% above £250m
Allocation of Expense and Interest	Capital 65% Revenue 35%
Mandate Established	2005
Year End	31 March
Premium (Discount)	-1.8%
Gearing	3%
Currency	£ Sterling

Historic Dividend Yield	
(trailing 12 months)	2.88%
25 Interim	1.59p
25 Interim	1.59p
24 Final	1.53p
24 Interim	1.97p
Dividend Payments	January, April, July, October
Market Makers:	JPMORGAN, NUMIS, WINTERFLOOD, INVESTEC, PANMURE, PEEL HUNT
Bloomberg/Epic/ Reuters Code	STS
Sedol	B09G3N2
AIFM	Juniper Partners Limited
Pricing	Share price is listed daily in the FT
Auditor	Ernst & Young LLP



IMPORTANT INFORMATION

* The merger with Troy Income & Growth Trust plc completed in March 2024 and the full impact of this will be reflected in the OCF calculated as at 31 March 2025. It is estimated that the ongoing charges ratio for STS will reduce to approximately 0.77% for the year to 31 March 2025, including the associated management fee adjustment, compared with 0.96% before the acquisition and fee adjustment.

Please refer to Troy's Glossary of Investment terms [here](#). Performance data relating to the NAV is calculated net of fees with income reinvested unless stated otherwise. Past performance is not a guide to future performance. Overseas investments may be affected by movements in currency exchange rates. The value of an investment and any income from it may fall as well as rise and investors may get back less than they invested. The historic yield reflects distributions declared over the past twelve months as a percentage of the Trust's price, as at the date shown. It does not include any preliminary charge and investors may be subject to tax on their distributions. Tax legislation and the levels of relief from taxation can change at any time. The yield is not guaranteed and will fluctuate. There is no guarantee that the objective of the investments will be met. Investment trusts may borrow money in order to make further investments. This is known as "gearing". The effect of gearing can enhance returns to shareholders in rising markets but will have the opposite effect on returns in falling markets. Shares in an Investment Trust are listed on the London Stock Exchange and their price is affected by supply and demand. This means that the share price may be different from the NAV.

Neither the views nor the information contained within this document constitute investment advice or an offer to invest or to provide discretionary investment management services and should not be used as the basis of any investment decision. Any decision to invest should be based on information contained within the Investor disclosure document the relevant key information document and the latest report and accounts. The investment policy and process of the Trust(s) may not be suitable for all investors. If you are in doubt about whether the Trust(s) is/are suitable for you, please contact a professional adviser. References to specific securities are included for the purposes of illustration only and should not be construed as a recommendation to buy or sell these securities. Although Troy Asset Management Limited considers the information included in this document to be reliable, no warranty is given as to its accuracy or completeness. The opinions expressed are expressed at the date of this document and, whilst the opinions stated are honestly held, they are not guarantees and should not be relied upon and may be subject to change without notice. Third party data is provided without warranty or liability and may belong to a third party. Ratings from independent rating agencies should not be taken as a recommendation.

Please note that the STS Global Income and Growth Trust is registered for distribution to the public in the UK and to Professional investors only in Ireland.

Issued by Troy Asset Management Limited (registered in England & Wales No. 3930846). Registered office: 33 Davies Street, London W1K 4BP. Authorised and regulated by the Financial Conduct Authority (FRN: 195764) and registered with the U.S. Securities and Exchange Commission ("SEC") as an Investment Adviser (CRD: 319174). Registration with the SEC does not imply a certain level of skill or training.

© Troy Asset Management Limited 2025