

PASSIVE



iShares MSCI Japan SRI UCITS ETF

U.S. Dollar (Accumulating)

iShares IV plc

iShares
by BlackRock

September 2024

Performance, Portfolio Breakdowns and Net Asset information as at: 30-Sep-2024. All other data as at 08-Oct-2024.

This document is marketing material. For Investors in the UK. Investors should read the KIID/PRIIPs document and prospectus prior to investing, and should refer to the prospectus for the funds full list of risks.

FUND OVERVIEW

The Fund aims to achieve a return on your investment, through a combination of capital growth and income on the Fund's investments, which reflect the return of the MSCI Japan SRI Select Reduced Fossil Fuel Index, the Fund's benchmark index (Index).

RISK INDICATOR

Lower Risk

Potentially Lower Rewards

Higher Risk

Potentially Higher Rewards



CAPITAL AT RISK: The value of investments and the income from them can fall as well as rise and are not guaranteed. Investors may not get back the amount originally invested.

KEY RISKS:

- Investment risk is concentrated in specific sectors, countries, currencies or companies. This means the Fund is more sensitive to any localised economic, market, political, sustainability-related or regulatory events.
- The value of equities and equity-related securities can be affected by daily stock market movements. Other influential factors include political, economic news, company earnings and significant corporate events.
- The benchmark index's ESG rating assessment of an issuer's performance is intended to be relative to the standards of the issuer's industry peers. No exclusion (apart from controversial weapons) is made on the basis of how ethical a particular industry/sector is perceived to be. Investors should therefore make a personal ethical assessment of the Index prior to investing in the Fund.
- Counterparty Risk: The insolvency of any institutions providing services such as safekeeping of assets or acting as counterparty to derivatives or other instruments, may expose the Share Class to financial loss.

PRODUCT INFORMATION

ISIN : IE00BYX8XC17

Share Class Launch Date : 06-Mar-2017

Share Class Currency : USD

Total Expense Ratio : 0.20%

Use of Income : Accumulating

Net Assets of Share Class (M) : 721.19 USD

KEY FACTS

Asset Class : Equity

Benchmark : MSCI Japan SRI Select Reduced Fossil Fuel Index

Fund Launch Date : 06-Mar-2017

Net Assets of Fund (M) : 853.37 USD

SFDR Classification : Article 8

Domicile : Ireland

Methodology : Replicated

Issuing Company : iShares IV plc

Product Structure : Physical

ISA Eligibility : Yes

SIPP Available : Yes

UK Reporting Status : Yes

PORTFOLIO CHARACTERISTICS

Price to Book Ratio : 1.93x

Price to Earnings Ratio : 18.95x

3y Beta : 1.00

Number of Holdings : 52

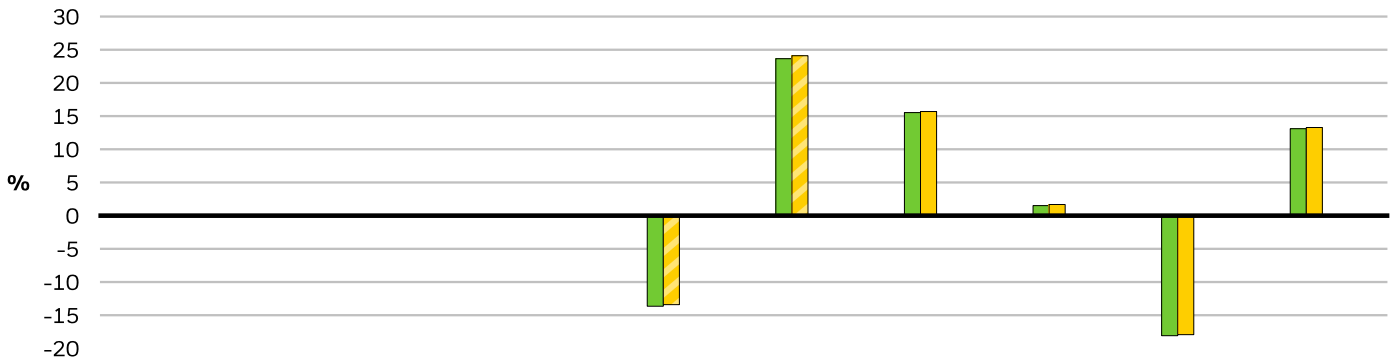
iShares MSCI Japan SRI UCITS ETF

U.S. Dollar (Accumulating)

iShares IV plc



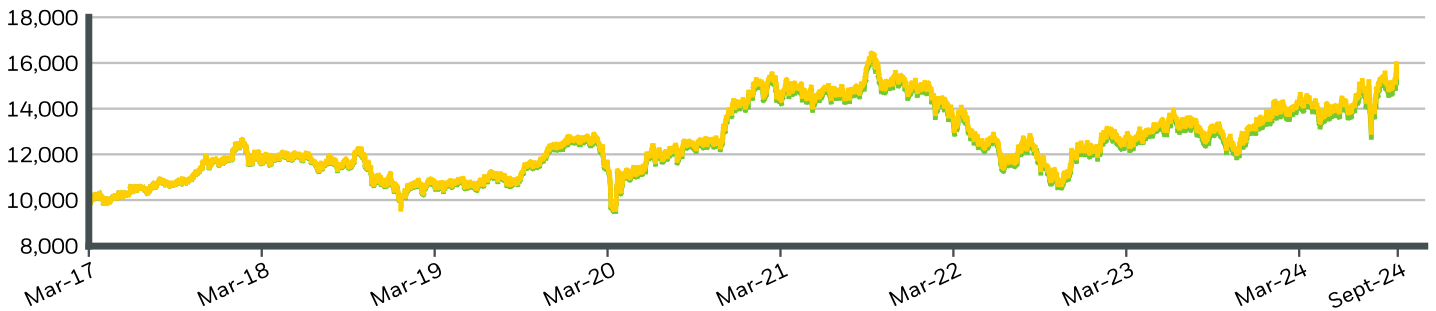
CALENDAR YEAR PERFORMANCE



	2014	2015	2016	2017	2018	2019	2020	2021	2022	2023
Share Class	-	-	-	-	-13.65	23.65	15.53	1.51	-18.09	13.10
Benchmark	-	-	-	-	-13.41	24.10	15.69	1.68	-17.93	13.28

During this period performance was achieved under circumstances that no longer apply. Prior to Nov 27th 2019, the Fund used a different benchmark which is reflected in the benchmark data.

GROWTH OF HYPOTHETICAL 10,000 USD SINCE INCEPTION



CUMULATIVE & ANNUALISED PERFORMANCE

	CUMULATIVE (%)					ANNUALISED (% p.a.)		
	1m	3m	6m	YTD	1y	3y	5y	Since Inception
Share Class	-0.14	8.81	7.26	10.80	20.94	-0.53	5.85	5.57
Benchmark	-0.10	8.88	6.99	11.01	21.22	-0.32	6.05	5.81

The figures shown relate to past performance. Past performance is not a reliable indicator of current or future performance and should not be the sole factor of consideration when selecting a product or strategy. Share Class and Benchmark performance displayed in USD, hedged share class benchmark performance is displayed in USD. Performance is shown on a Net Asset Value (NAV) basis, with gross income reinvested where applicable. The return of your investment may increase or decrease as a result of currency fluctuations if your investment is made in a currency other than that used in the past performance calculation. **Source:** BlackRock

■ Share Class iShares MSCI Japan SRI UCITS ETF U.S. Dollar (Accumulating)
■ Benchmark MSCI Japan SRI Select Reduced Fossil Fuel Index

Contact Us

For EMEA: +353 1 612 3394 • www.blackrock.com • investor.services@blackrock.com

iShares MSCI Japan SRI UCITS ETF

U.S. Dollar (Accumulating)

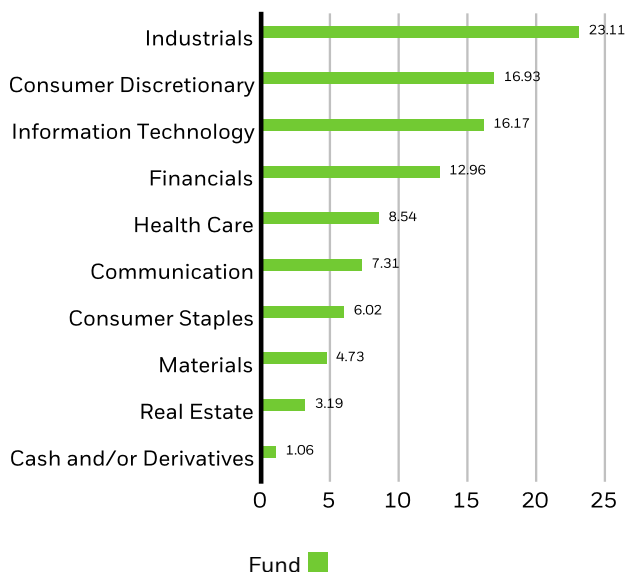
iShares IV plc

TOP 10 HOLDINGS (%)

HITACHI LTD	6.28%
SONY GROUP CORP	6.16%
SUMITOMO MITSUI FINANCIAL GROUP IN	4.73%
TOKIO MARINE HOLDINGS INC	4.52%
DAIKIN INDUSTRIES LTD	4.24%
HOYA CORP	3.84%
KDDI CORP	3.79%
DAIICHI SANKYO LTD	3.76%
FANUC CORP	3.70%
SOFTBANK CORP	3.52%
Total of Portfolio	44.54%

Holdings are subject to change.

SECTOR BREAKDOWN (%)



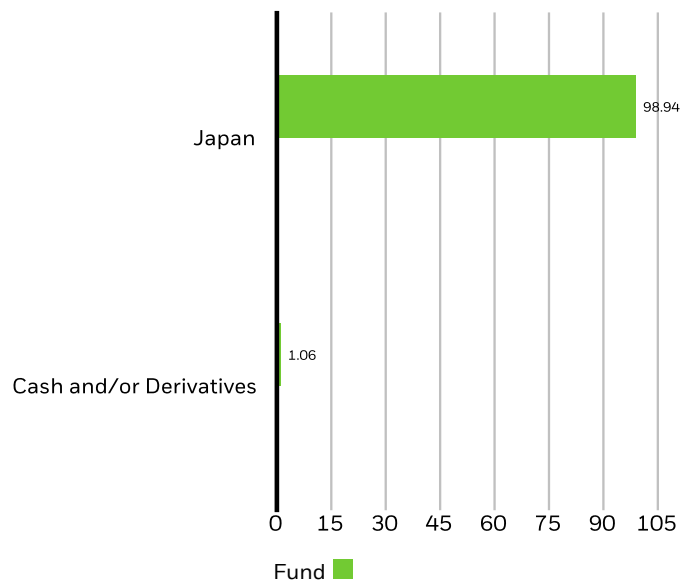
Allocations are subject to change. **Source:** BlackRock

TRADING INFORMATION

Exchange	London Stock Exchange	London Stock Exchange	Euronext Amsterdam
Ticker	SUJP	SUJA	SUJP
Bloomberg Ticker	SUJP LN	SUJA LN	-
RIC	SUJP.L	SUJA.L	SUJP.AS
SEDOL	BYM9WJ5	BYYDL10	BMFV647
Listing Currency	USD	GBP	EUR

This product is also listed on: Bolsa Mexicana De Valores, Borsa Italiana, SIX Swiss Exchange, Deutsche Boerse Xetra

GEOGRAPHIC BREAKDOWN (%)



Geographic exposure relates principally to the domicile of the issuers of the securities held in the product, added together and then expressed as a percentage of the product's total holdings. However, in some instances it can reflect the location where the issuer of the securities carries out much of their business.

MARKET CAPITALISATION (%)

Exposure breakdowns data is unavailable at this time.

Contact Us

For EMEA: +353 1 612 3394 • www.blackrock.com • investor.services@blackrock.com

iShares MSCI Japan SRI UCITS ETF

U.S. Dollar (Accumulating)

iShares IV plc

iShares
by BlackRock

GLOSSARY

SFDR Classification: Article 8: Products that promote environmental or social characteristics and promote good governance practices.

Article 9: Products that have sustainable investments as an objective and follow good governance practices. **Other:** Products that do not meet the criteria to be classified as Article 8 or 9.

Price to Earnings: A valuation ratio of a company's current share price compared to its per-share earnings in the current forecast year, calculated as current share price divided by current earnings per share.

Price to Book Ratio: represents the ratio of the current closing price of the share to the latest quarter's book value per share.

IMPORTANT INFORMATION:

In the UK and Non-European Economic Area (EEA) countries: This is issued by BlackRock Advisors (UK) Limited, which is authorised and regulated by the Financial Conduct Authority. Registered office: 12 Throgmorton Avenue, London, EC2N 2DL, Tel: +44 (0)20 7743 3000. Registered in England and Wales No. 00796793. For your protection, calls are usually recorded. Please refer to the Financial Conduct Authority website for a list of authorised activities conducted by BlackRock.

iShares plc, iShares II plc, iShares III plc, iShares IV plc, iShares V plc, iShares VI plc and iShares VII plc (together 'the Companies') are open-ended investment companies with variable capital having segregated liability between their funds organised under the laws of Ireland and authorised by the Central Bank of Ireland.

Further information about the Fund and the Share Class, such as details of the key underlying investments of the Share Class and share prices, is available on the iShares website at www.ishares.com or by calling +44 (0)845 357 7000 or from your broker or financial adviser. The indicative intra-day net asset value of the Share Class is available at <http://deutsche-boerse.com> and/or <http://www.reuters.com>. A UCITS ETF's units / shares that have been acquired on the secondary market cannot usually be sold directly back to the UCITS ETF itself. Investors who are not Authorised Participants must buy and sell shares on a secondary market with the assistance of an intermediary (e.g. a stockbroker) and may incur fees and additional taxes in doing so. In addition, as the market price at which the Shares are traded on the secondary market may differ from the Net Asset Value per Share, investors may pay more than the then current Net Asset Value per Share when buying shares and may receive less than the current Net Asset Value per Share when selling them.

For investors in the UK: This document is marketing material. This document is intended for information purposes only and does not constitute investment advice or an offer to sell or a solicitation of an offer to buy the products described within and no steps may be taken which would constitute or result in a public offering in the UK. This document is strictly confidential and may not be distributed without authorisation from BlackRock Advisors (UK) Limited. Any decision to invest must be based solely on the information contained in the Prospectus, Base Prospectus, Key Investor Information Document, Key Information Document and the latest half-yearly report and unaudited accounts and/or annual report and audited accounts which are available at www.ishares.com in English. Investors should read the specific risks in the Key Investor Information Document, the Key Information Document the Prospectus and the Base Prospectus. BlackRock may terminate marketing at any time.

Capital at risk: Past performance is not a reliable indicator of current or future results and should not be the sole factor of consideration when selecting a product or strategy. Changes in the rates of exchange between currencies may cause the value of investments to diminish or increase. Fluctuation may be particularly marked in the case of a higher volatility fund and the value of an investment may fall suddenly and substantially. Levels and basis of taxation may change from time to time. BlackRock has not considered the suitability of this investment against your individual needs and risk tolerance. The data displayed provides summary information. Investment should be made on the basis of the relevant Prospectus which is available from the manager. The products mentioned in this document are intended for information purposes only and do not constitute investment advice or an offer to sell or a solicitation of an offer to buy the securities described within. This document may not be distributed without authorisation from BlackRock.

Restricted Investors: This document is not, and under no circumstances is to be construed as an advertisement or any other step in furtherance of a public offering of shares in the United States or Canada. This document is not aimed at persons who are resident in the United States, Canada or any province or territory thereof, where the companies/securities are not authorised or registered for distribution and where no prospectus has been filed with any securities commission or regulatory authority. The companies/securities may not be acquired or owned by, or acquired with the assets of, an ERISA Plan.

iShares funds are not sponsored, endorsed, or promoted by MSCI, and MSCI bears no liability with respect to any such funds or any index on which such funds are based. The Prospectus contains a more detailed description of the limited relationship that MSCI has with BlackRock and any related funds.

Any research in this document has been procured and may have been acted on by BlackRock for its own purpose. The results of such research are being made available only incidentally. The views expressed do not constitute investment or any other advice and are subject to change. They do not necessarily reflect the views of any company in the BlackRock Group or any part thereof and no assurances are made as to their accuracy.

© 2024 BlackRock, Inc. All Rights reserved. BLACKROCK, BLACKROCK SOLUTIONS and iSHARES are trademarks of BlackRock, Inc. or its subsidiaries in the United States and elsewhere. All other trademarks are those of their respective owners.

Contact Us

For EMEA: +353 1 612 3394 • www.blackrock.com • investor.services@blackrock.com