



RLP/BLACKROCK ACS GLOBAL BLEND FUND FACTSHEET

May 2019

Objective

Aim:	The fund aims to produce investment returns within a tracking error of 1% of a composite benchmark of the FTSE All Share Index and the FTSE World ex UK Index. The benchmark split between UK and Overseas Equity will be decided from time to time by the Investment Advisory Committee.
Investment process:	The fund invests in a mixture of UK and overseas companies. This has the benefit of reducing the risk by investing across various markets.
Management style:	Passive

Fund details

Launch date:	12th January 2009
Fund size:	£1810.41m
ABI Sector:	Global Equities
Benchmark:	50% FTSE All Share Index, 50% FTSE All World ex UK Index
Manager:	BlackRock
Fund Management Charge:	1.00%
Investment Expenses:	0.00%
Total Expense Ratio:	1.00%
SEDOL:	B3YL043

All data as at 30.04.2019.

Performance

Past performance is not a guide to the future. Prices can fall as well as rise meaning you may not get back the full amount of capital originally invested. Investment returns may fluctuate and are not guaranteed.

	Percentage Change				
	30.04.2018 - 30.04.2019 % Chg	30.04.2017 - 30.04.2018 % Chg	30.04.2016 - 30.04.2017 % Chg	30.04.2015 - 30.04.2016 % Chg	30.04.2014 - 30.04.2015 % Chg
RLP/BlackRock ACS Global Blend	5.95	6.89	23.12	-2.37	11.98
Benchmark	6.66	6.55	23.56	-2.67	11.71

	Compound Annual Growth Rate				
	Fund Volatility	3 Years	5 Years	10 Years	15 Years
RLP/BlackRock ACS Global Blend	9.75	11.72	8.79	10.78	-
Benchmark	-	11.97	8.83	10.95	-

Source: Lipper, as at 30.04.2019. All performance figures have been calculated net of the Fund Management Charge applicable to the fund.

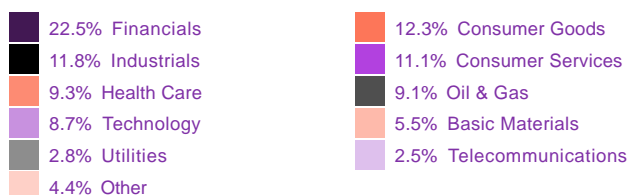
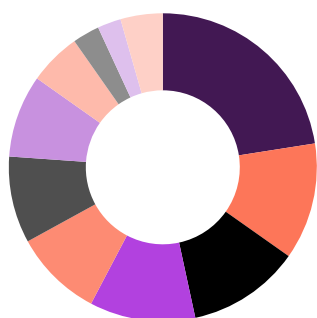
The fund volatility figure shown is the annualised standard deviation of the monthly returns on the fund over a 3 year time period to 30.04.2019. Standard deviation is a measure of the spread of monthly returns around the average (mean) return. A higher volatility figure indicates that the fund has produced a wider range of returns over the three year period while a fund with a lower volatility figure has been more stable.

The performances of the benchmark above has been calculated using prices for the last pricing date previous to that shown i.e. to compare fund price movements for the period to 30.04.2019, benchmark prices to 29.04.2019 have been used. This calculation allows a more accurate comparison between the fund and its benchmark, due to a one day delay in the pricing of the external fund

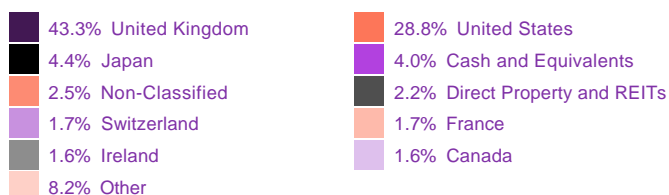
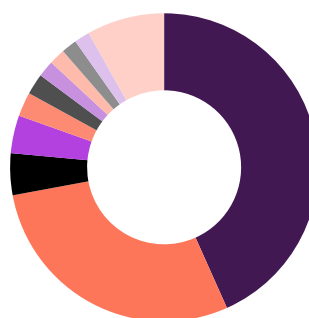
Top ten holdings

	Holding	%		Holding	%
1	HSBC Holdings PLC (UK Reg)	2.79	6	GlaxoSmithKline	1.59
2	BP	2.30	7	AstraZeneca	1.56
3	Royal Dutch Shell A	2.27	8	British American Tobacco	1.42
4	Royal Dutch Shell B	1.92	9	Microsoft Corp.	1.19
5	Diageo	1.59	10	Apple	1.14

Sector weighting



Countries



All data as at 30.04.2019.

Risk factors

It is important that you understand the potential risks associated with this fund. We have detailed below the specific risks we think you should be aware of. For further information on each of these risks please refer to our **Guide to Fund Risks**.

Exchange Rate	Yes	Property	No
Emerging Markets	Yes	Higher Risk Fund	No
Concentrated Portfolio	No	Derivatives	Yes
Smaller Companies	Yes	Equities	Yes
High Yield Bonds	Yes	Bonds	Yes
Sector Specific	Yes	Money Market	Yes
Geared Investments	Yes	Stock Lending	Yes

Royal London

1 Thistle Street, Edinburgh EH2 1DG
royallondon.com

All literature about products that carry the Royal London brand is available in large print format on request to the Marketing Department at Royal London, St Andrew House, 1 Thistle Street, Edinburgh, EH2 1DG

All of our printed products are produced on stock which is from FSC certified forests.

Source: FTSE International Limited ("FTSE") © FTSE 2016. "FTSE®" is a trade mark of the London Stock Exchange Group companies and is used by FTSE International Limited under licence. All rights in the FTSE indices and / or FTSE ratings vest in FTSE and/or its licensors. Neither FTSE nor its licensors accept any liability for any errors or omissions in the FTSE indices and / or FTSE ratings or underlying data. No further distribution of FTSE Data is permitted without FTSE's express written consent.

The Royal London Mutual Insurance Society Limited is authorised by the Prudential Regulation Authority and regulated by the Financial Conduct Authority and the Prudential Regulation Authority. The firm is on the Financial Services Register, registration number 117672. It provides life assurance and pensions. Registered in England and Wales number 99064. Registered office: 55 Gracechurch Street, London, EC3V 0RL. Royal London Marketing Limited is authorised and regulated by the Financial Conduct Authority and introduces Royal London's customers to other insurance companies. The firm is on the Financial Services Register, registration number 302391. Registered in England and Wales number 4414137. Registered office: 55 Gracechurch Street, London, EC3V 0RL. Royal London Corporate Pension Services Limited is authorised and regulated by the Financial Conduct Authority and provides pension services. The firm is on the Financial Services Register, registration number 460304. Registered in England and Wales number 5817049. Registered office: 55 Gracechurch Street, London, EC3V 0RL.