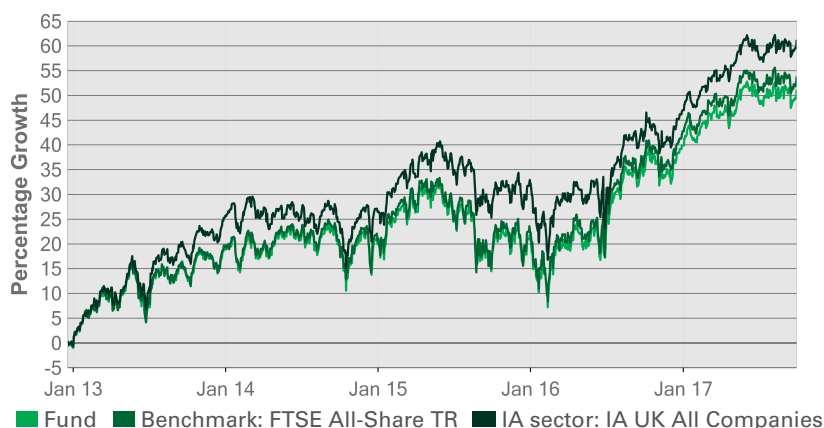


An equity index fund

Adviser factsheet - not approved for retail customers

PERFORMANCE AS AT 30 SEPTEMBER 2017

CUMULATIVE(%)



	1 month	6 months	1 year	3 years	5 years
Fund	0.00	3.46	12.25	26.08	-
Benchmark	-0.43	3.58	11.94	27.77	61.21
IA sector	0.44	4.94	13.84	29.65	68.43
Quartile	3	3	3	3	-

DISCRETE YEARS (%)

12 months to	30 Sep 13	30 Sep 14	30 Sep 15	30 Sep 16	30 Sep 17
Fund	-	5.97	-3.07	15.87	12.25
Benchmark	18.93	6.09	-2.30	16.82	11.94
IA sector	22.64	5.94	1.70	11.98	13.84
Quartile	-	3	4	2	3

Past performance is not a guide to future performance. Performance data source: Lipper, bid to bid basis with net income reinvested inclusive of management fee. F accumulation unit class.

STATISTICAL ANALYSIS

	1 year	3 years	5 years
Alpha	-0.13	-0.06	-
Beta	1.01	0.97	-
Annualised volatility (fund)	6.44	9.17	-
Annualised volatility (benchmark)	7.87	9.08	9.48
Sharpe ratio	0.51	0.23	-
Information ratio	-0.17	-0.09	-
R-squared	0.86	0.89	-

Please note: The Alpha, Beta, Information ratio and R-squared values are calculated relative to the fund's IA sector average.

TOP 10 HOLDINGS AS AT 30 SEPTEMBER 2017

HSBC Holdings PLC (UK Reg)	6.10%
British American Tobacco	4.24%
Royal Dutch Shell A	4.20%
BP	3.77%
Royal Dutch Shell B	3.55%
GlaxoSmithKline	2.98%
AstraZeneca	2.57%
Diageo	2.52%
Vodafone Group	2.27%
Unilever	2.12%
Percentage of fund in top 10	34.32%

FUND OVERVIEW

FUND AIM

The objective of this fund is to provide growth by tracking the performance of the FTSE All-Share Index. The fund will invest almost entirely in company shares. The fund's investments will closely match those that make up the Index. The Index consists of a broad spread of UK company shares. The fund may use derivatives to reduce risk or cost, or to generate additional capital or income with no, or an acceptably low, level of risk.

FUND MANAGEMENT COMPANY

Legal & General

Legal & General Investment Management (LGIM) is one of Europe's largest institutional asset managers and a major global investor. Throughout the past 40 years they have built their business through understanding what matters most to their clients and transforming this insight into valuable, accessible investment products and solutions. They provide investment expertise across a full spectrum of asset classes including equities, fixed income, commercial property and cash.

FUND MANAGER

LGIM Index Fund Management Team



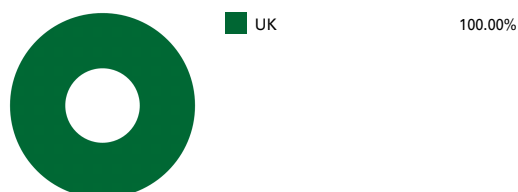
The Index Fund Management team comprises 25 fund managers, supported by two analysts. Management oversight is provided by the Global Head of Index Funds. The team has average industry experience of 15 years, of which seven years has been at LGIM, and is focused on achieving the equally important objectives of close tracking and maximising returns.

An equity index fund

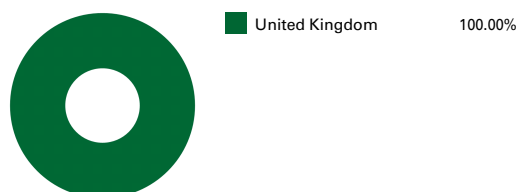
Adviser factsheet - not approved for retail customers

PORTFOLIO DETAILS AS AT 30 SEPTEMBER 2017

REGIONS BREAKDOWN



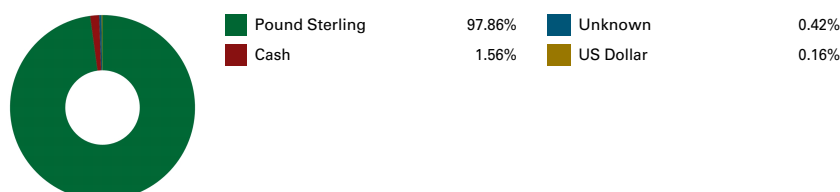
COUNTRY BREAKDOWN



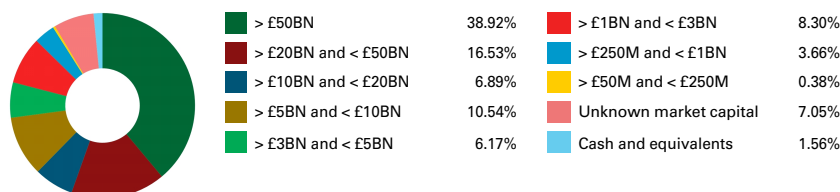
EQUITIES SECTOR BREAKDOWN



CURRENCY BREAKDOWN



EQUITIES MARKET CAPITALISATION



GROSS TRACKING DEVIATION

	Fund %	Index %	Deviation %
YTD 2017	4.60	4.56	0.04
2016	12.53	12.45	0.08
2015	-2.42	-2.50	0.08
2014	-2.10	-2.13	0.03
2013	16.80	16.69	0.11
	% P.A.	% P.A.	% P.A.
3 Years to September 2017	4.72	4.65	0.07
5 Years to September 2017	6.27	6.19	0.08
Since Launch	7.68	7.53	0.15

Comparisons based on capital movements and before management fees at close of business local time.

FUND FACTS

Product(s)	Unit Trust/ISA
Launch date	1 October 1999
Class launch date	19 December 2012
Fund size	£1,743.28 million
Number of holdings	660
Historic yield * (as at 30/09/2017)	3.20% (net of charges and tax)
IA sector	IA UK All Companies
Benchmark	FTSE All-Share TR
Initial charge	0.00%
Ongoing Charge	0.35%
Performance fee	No
Domicile	United Kingdom
Currency	GBP
Valuation time	12:00 hrs
ISIN (accumulation)	GB00B90TBZ18
SEDOL (accumulation)	B90TBZ1
MEX (accumulation)	LGAKER

IMPORTANT INFORMATION

*The OCF for the fund changed on 1 November 2014.

Fund size is based on mid price.

Please note that there may be small differences in the asset class classification between this factsheet and those provided by third parties for the same fund. This is because different entities can employ different criteria to classify securities.

* The Historic Yield reflects distributions declared over the past twelve months as a percentage of the midmarket unit price, as at the date shown. It does not include any initial charge and investors may be subject to tax on their distributions.

The value of an investment and any income taken from it is not guaranteed and may go up and down.

Source: Legal & General Group PLC unless otherwise stated.

Legal & General (Unit Trust Managers) Limited. Registered in England and Wales No.1009418. Registered office: One Coleman Street, London EC2R 5AA. Authorised and regulated by the Financial Conduct Authority. We are members of The Investment Association.

www.legalandgeneral.com

Factsheet produced by FundsLibrary.



To find out more please contact your usual Legal & General representative. We update this factsheet every month. You can find the latest version at www.legalandgeneral.com/advisercentre