

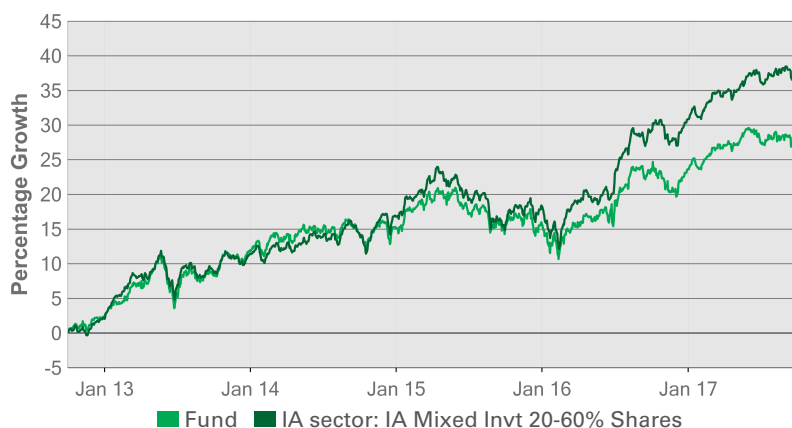
A mixed fund

Adviser factsheet - not approved for retail customers

PERFORMANCE AS AT 30 SEPTEMBER 2017

FUND OVERVIEW

CUMULATIVE(%)



	1 month	6 months	1 year	3 years	5 years
Fund	-0.20	0.86	3.96	12.13	28.20
IA sector	-0.80	1.74	6.17	19.77	37.18
Quartile	1	3	4	4	4

DISCRETE YEARS (%)

	12 months to 30 Sep 13	30 Sep 14	30 Sep 15	30 Sep 16	30 Sep 17
Fund	8.35	5.52	0.42	7.41	3.96
IA sector	8.99	5.09	0.38	12.38	6.17
Quartile	3	2	2	4	4

Past performance is not a guide to future performance. Performance data source: Lipper, bid to bid basis with net income reinvested inclusive of management fee. R distribution unit class.

STATISTICAL ANALYSIS

	1 year	3 years	5 years
Alpha	-0.16	-0.09	-0.06
Beta	0.97	0.81	0.88
Annualised volatility (fund)	4.24	4.68	4.95
Sharpe ratio	0.24	0.21	0.27
Information ratio	-0.31	-0.28	-0.19
R-squared	0.79	0.82	0.84

Please note: The Alpha, Beta, Information ratio and R-squared values are calculated relative to the fund's IA sector average.

TOP 10 HOLDINGS AS AT 30 SEPTEMBER 2017

TREAS 5 07/03/25	8.99%
TREAS 4.25 07/03/36 (S2)	7.37%
HSBC Holdings PLC (UK Reg)	2.02%
BP	1.94%
Vodafone Group	1.59%
GlaxoSmithKline	1.58%
Rio Tinto	1.50%
British American Tobacco	1.42%
Imperial Brands	1.41%
Aviva	1.21%
Percentage of fund in top 10	29.03%

FUND AIM

The objective of this fund is to provide a combination of income and growth. The fund will provide investment in a mix of assets. Investment will be made in bonds, company shares and cash. Investments will also be made through other authorised investment funds which invest in these assets, including those managed by companies in the Legal & General Group. Over 60% of the fund has to be in interest-paying assets, ie bonds, cash, and funds that pay interest. The fund will provide investment in bonds issued by governments and companies. Between 50% and 100% of the bonds will be investment grade (rated as lower risk). The fund will also provide investment in sub-investment grade bonds (rated as higher risk). Investments may be selected from any geographical area or economic sector. 35% or more of the fund can be invested in bonds issued by the UK Government, including the Scottish Administration, the Executive Committee of the Northern Ireland Assembly and the National Assembly of Wales. The fund may use derivatives to reduce risk or cost or to generate additional capital or income with no, or an acceptably low, level of risk.

INVESTMENT PHILOSOPHY

The manager will aim to identify a combination of investments that are expected to produce income, together with some potential for capital growth. Investments may be selected from any geographical area or economic sector. The manager may invest in other collective investment schemes managed by companies in the Legal & General Group.

FUND MANAGEMENT COMPANY

Legal & General

Legal & General Investment Management (LGIM) is one of Europe's largest institutional asset managers and a major global investor. Throughout the past 40 years they have built their business through understanding what matters most to their clients and transforming this insight into valuable, accessible investment products and solutions. They provide investment expertise across a full spectrum of asset classes including equities, fixed income, commercial property and cash.

FUND MANAGER

Kevin Chessum



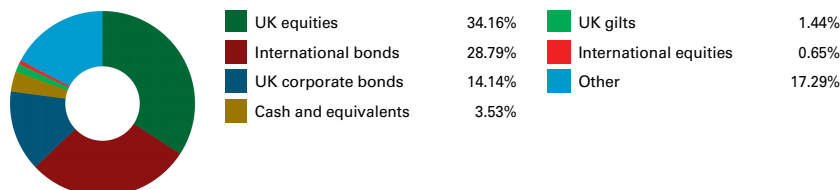
Kevin Chessum is an Associate Director of LGIM, responsible for managing asset allocation positions across a broad set of diversified funds. He joined LGIM in November 1982 from Warwick University, and initially analysed individual companies and sectors within the UK Equity market. He progressed to become a UK Equity Fund Manager and then, early in 2002, onto managing asset allocation portfolios. He is currently responsible for managing a set of portfolios that invest in a wide range of asset classes including UK and overseas equities, fixed interest, and cash.

A mixed fund

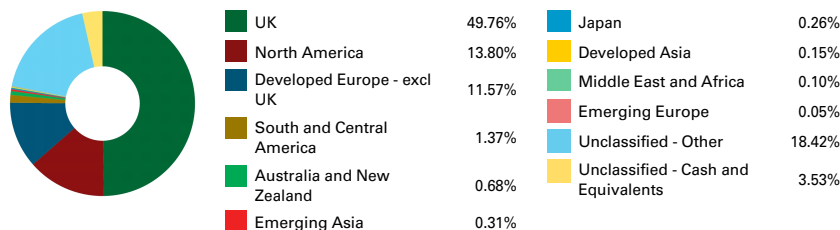
Adviser factsheet - not approved for retail customers

PORTFOLIO DETAILS AS AT 30 SEPTEMBER 2017

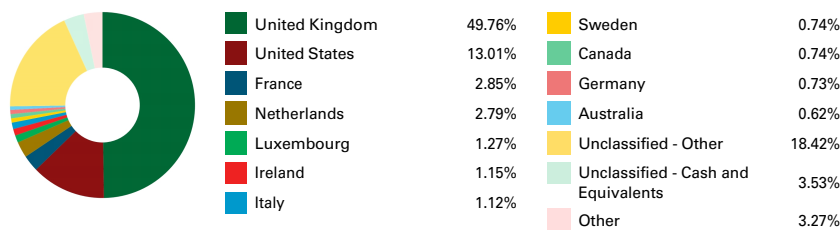
ASSET ALLOCATION




REGIONS BREAKDOWN



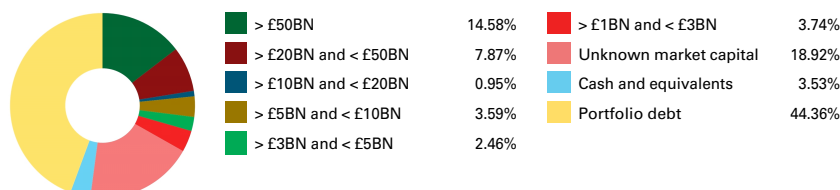
COUNTRY BREAKDOWN



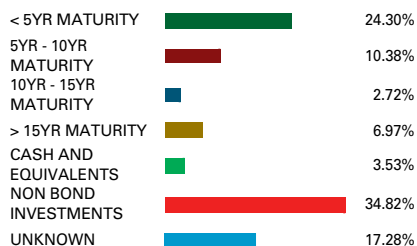
EQUITIES & BONDS SECTOR BREAKDOWN



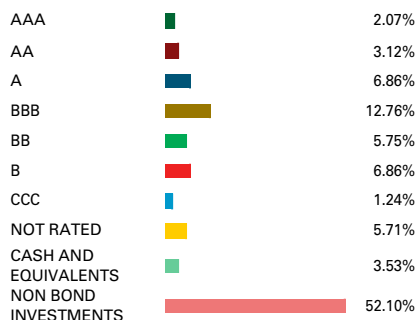
EQUITIES MARKET CAPITALISATION



MATURITY BREAKDOWN



CREDIT RATINGS (source: Bloomberg)



FUND FACTS

Product(s)	Unit Trust/ISA
Launch date	28 November 2003
Class launch date	28 November 2003
Fund size	£67.77 million
Number of holdings	60
Distribution yield * (as at 30/09/2017)	3.10% (net of charges, gross of tax)
Underlying yield * (as at 30/09/2017)	2.30% (net of charges, gross of tax)
IA sector	IA Mixed Invnt 20-60% Shares
Initial charge	5.00%
Ongoing Charge	1.49%
Performance fee	No
Domicile	United Kingdom
Currency	GBP
Valuation time	12:00 hrs
ISIN (accumulation)	GB0033860197
ISIN (income)	GB0033860080
SEDOL (accumulation)	3386019
SEDOL (income)	3386008
MEX (accumulation)	LGDISA
MEX (income)	LGDIS

IMPORTANT INFORMATION

Fund size is based on mid price.

Currently the fund gains exposure to fixed interest securities by investing in other Legal & General funds.

Please note that there may be small differences in the asset class classification between this factsheet and those provided by third parties for the same fund. This is because different entities can employ different criteria to classify securities.

* The Distribution Yield reflects the amounts that may be expected to be distributed over the next twelve months as a percentage of the mid-market unit price of the fund as at the date shown. It is based on a snapshot of the portfolio on that day and is not a guarantee of future returns. It does not include any initial charges and investors may be subject to tax on their distributions. The Underlying Yield reflects the annualised income net of expenses of the fund (calculated in accordance with relevant accounting standards) as a percentage of the mid-market unit price of the fund as at the date shown. It is based on a snapshot of the portfolio on that day and is not a guarantee of future returns. It does not include any initial charges and investors may be subject to tax on their distributions.

In January 2015, the basis for calculating the yield changed to better reflect the anticipated income over a 12 month period.

The value of an investment and any income taken from it is not guaranteed and may go up and down.

Source: Legal & General Group PLC unless otherwise stated.

Legal & General (Unit Trust Managers) Limited. Registered in England and Wales No.1009418. Registered office: One Coleman Street, London EC2R 5AA. Authorised and regulated by the Financial Conduct Authority. We are members of The Investment Association.

www.legalandgeneral.com

Factsheet produced by FundsLibrary.



To find out more please contact your usual Legal & General representative. We update this factsheet every month. You can find the latest version at www.legalandgeneral.com/advisercentre