

## An index bond fund

## Adviser factsheet - not approved for retail customers

### PERFORMANCE AS AT 30 SEPTEMBER 2017

#### CUMULATIVE(%)



	1 month	6 months	1 year	3 years	5 years
Fund	-4.18	-3.05	-6.75	31.77	49.78
Benchmark	-3.99	-2.98	-3.79	31.93	51.81
IA sector	-4.38	-3.09	-6.79	31.67	49.76
Quartile	2	2	2	3	-

#### DISCRETE YEARS (%)

	12 months to 30 Sep 13	30 Sep 14	30 Sep 15	30 Sep 16	30 Sep 17
Fund	4.94	8.32	10.41	27.99	-6.75
Benchmark	5.77	8.79	10.52	24.08	-3.79
IA sector	5.00	8.33	9.96	28.47	-6.79
Quartile	-	4	4	3	2

Past performance is not a guide to future performance. Performance data source: Lipper, bid to bid basis with net income reinvested inclusive of management fee. M distribution unit class.

#### STATISTICAL ANALYSIS

	1 year	3 years	5 years
Alpha	-0.02	0.02	0.02
Beta	0.97	0.98	0.98
Annualised volatility (fund)	9.99	12.29	10.45
Annualised volatility (benchmark)	10.39	11.90	10.30
Sharpe ratio	-0.21	0.21	0.22
Information ratio	0.02	0.01	0.00
R-squared	1.00	1.00	1.00

Please note: The Alpha, Beta, Information ratio and R-squared values are calculated relative to the fund's IA sector average.

### TOP 10 HOLDINGS AS AT 30 SEPTEMBER 2017

1¼% Index-linked Treasury Gilt 2055	5.43%
0 3/8% Index-linked Treasury Gilt 2062	4.91%
0 1/8% Index-linked Treasury Gilt 2068	4.88%
1 1/8% Index-linked Treasury Gilt 2037	4.49%
0½% Index-linked Treasury Gilt 2050	4.42%
0¾% Index-linked Treasury Gilt 2047	4.38%
0 5/8% Index-linked Treasury Gilt 2040	4.38%
0 1/8% Index-linked Treasury Gilt 2044	4.25%
1¼% Index-linked Treasury Gilt 2027	4.13%
1 7/8% Index-linked Treasury Gilt 2022	4.02%
Percentage of fund in top 10	45.29%

### FUND OVERVIEW

#### FUND AIM

The objective of this fund is to provide a combination of income and growth (if the income is reinvested) by tracking the performance of the FTSE Actuaries UK Index-Linked Gilt All Stocks Index. The fund will invest between 70% and 100% in bonds issued by the UK government (known as gilts). The fund's investments will closely match those that make up the Index. This Index consists of index-linked bonds which are issued by the UK Government. The return from these bonds is linked to changes in the rate of UK inflation. The gilts that the fund invests in will be investment grade bonds (rated as lower risk). The fund may use derivatives to reduce risk or cost, or to generate additional capital or income with no, or an acceptably low, level of risk.

#### INVESTMENT PHILOSOPHY

The team believes that successful index tracking strikes a balance between close matching of the index and the management of trading costs. Using pragmatic replication, all the bonds in the portfolio are held broadly in line with their index weights, ensuring close tracking of the index. The Legal & General All Stocks Index Linked Gilt Index Trust provides access to the entire index-linked gilt market, whilst reducing risk by avoiding duration positions.

#### FUND MANAGEMENT COMPANY

##### Legal & General

Legal & General Investment Management (LGIM) is one of Europe's largest institutional asset managers and a major global investor. Throughout the past 40 years they have built their business through understanding what matters most to their clients and transforming this insight into valuable, accessible investment products and solutions. They provide investment expertise across a full spectrum of asset classes including equities, fixed income, commercial property and cash.

#### FUND MANAGER

##### LGIM Index Fund Management Team




The Index Fund Management team comprises 25 fund managers, supported by two analysts. Management oversight is provided by the Global Head of Index Funds. The team has average industry experience of 15 years, of which seven years has been at LGIM, and is focused on achieving the equally important objectives of close tracking and maximising returns.

## An index bond fund


## Adviser factsheet - not approved for retail customers

### PORTFOLIO DETAILS AS AT 30 SEPTEMBER 2017

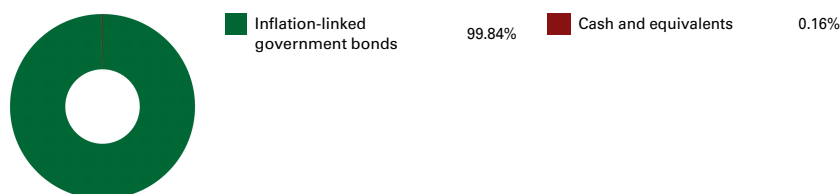
#### REGIONS BREAKDOWN



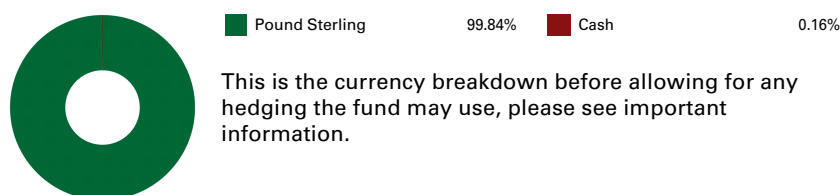
#### COUNTRY BREAKDOWN



#### BONDS SECTOR BREAKDOWN



#### CURRENCY BREAKDOWN



#### MATURITY BREAKDOWN



#### CREDIT RATINGS (source: Bloomberg)



#### GROSS TRACKING DEVIATION

	Fund %	Index %	Deviation %
YTD 2017	-1.13	-1.13	0.00
2016	24.32	24.33	-0.01
2015	-0.98	-0.97	-0.01
2014	18.98	18.96	0.02
2013	0.57	0.54	0.03
	% P.A.	% P.A.	% P.A.
3 Years to September 2017	9.67	9.68	-0.01
5 Years to September 2017	8.71	8.71	0.00
Since Launch	7.81	7.80	0.01

Comparisons based on capital movements and before management fees at close of business local time.

### FUND FACTS

Product(s)	Unit Trust/ISA
Launch date	2 February 2004
Class launch date	4 February 2004
Fund size	£1,413.10 million
Number of holdings	28
Distribution yield * (as at 30/09/2017)	0.00% (net of charges, gross of tax)
IA sector	IA UK Index Linked Gilts
Benchmark	FTSE Actuaries UK Idx-Lnk Gilts All Stocks TR GBP
Initial charge	0.00%
Ongoing Charge*	0.15%
Performance fee	No
Domicile	United Kingdom
Currency	GBP
Valuation time	12:00 hrs
ISIN (accumulation)	GB0034155605
ISIN (income)	GB0034155712
SEDOL (accumulation)	3415560
SEDOL (income)	3415571
MEX (accumulation)	LGASIL
MEX (income)	LGSIL

### IMPORTANT INFORMATION

Fund size is based on mid price.

Coupon payments contained within the Fund return are net of tax. The index return however, is gross of tax on coupon payments. This fund invests more than 35% in securities issued by UK Government. The cash position in the asset allocation section may be higher due to cash flow management.

The Key Investor Information Document (KIID) includes a risk warning concerning the liquidity of the bonds held by the Fund. Please read this in conjunction with the Portfolio Details shown. The factors that make a bond easier to buy or sell are; a larger amount in issue, a higher credit rating, how recently they have been issued and the number of brokers and investment banks available to trade them.

Please note that there may be small differences in the asset class classification between this factsheet and those provided by third parties for the same fund. This is because different entities can employ different criteria to classify securities.

Source: FTSE International Limited ("FTSE") © FTSE 2016. "FTSE®" is a trade mark of the London Stock Exchange Group companies and is used by FTSE International Limited under licence. All rights in the FTSE indices and / or FTSE ratings vest in FTSE and/or its licensors. Neither FTSE nor its licensors accept any liability for any errors or omissions in the FTSE indices and / or FTSE ratings or underlying data. No further distribution of FTSE Data is permitted without FTSE's express written consent.

\* The Distribution Yield reflects the amounts that may be expected to be distributed over the next twelve months as a percentage of the mid-market unit price of the fund as at the date shown. It is based on a snapshot of the portfolio on that day and is not a guarantee of future returns. It does not include any initial charges and investors may be subject to tax on their distributions.

The value of an investment and any income taken from it is not guaranteed and may go up and down.

Source: Legal & General Group PLC unless otherwise stated.

Legal & General (Unit Trust Managers) Limited. Registered in England and Wales No.1009418. Registered office: One Coleman Street, London EC2R 5AA. Authorised and regulated by the Financial Conduct Authority. We are members of The Investment Association.

[www.legalandgeneral.com](http://www.legalandgeneral.com)

Factsheet produced by FundsLibrary.



**To find out more** please contact your usual Legal & General representative. We update this factsheet every month. You can find the latest version at [www.legalandgeneral.com/advisercentre](http://www.legalandgeneral.com/advisercentre)