

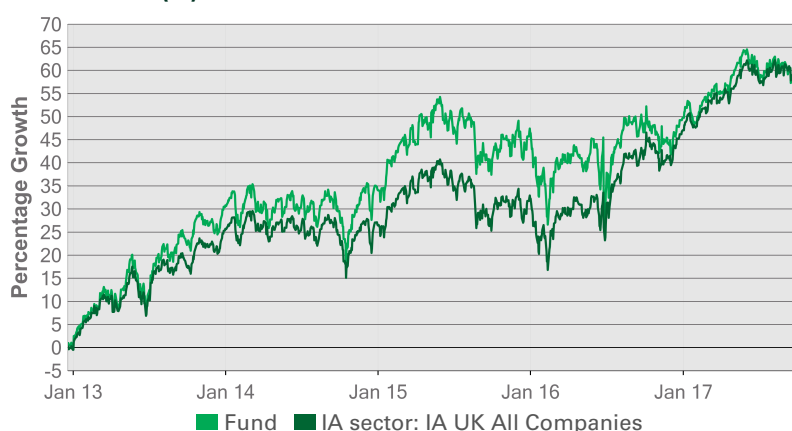
An equity index fund

Adviser factsheet - not approved for retail customers

PERFORMANCE AS AT 30 SEPTEMBER 2017

FUND OVERVIEW

CUMULATIVE(%)



	1 month	6 months	1 year	3 years	5 years
Fund	-0.11	3.68	9.60	24.00	-
IA sector	0.44	4.94	13.84	29.65	68.43
Quartile	3	3	4	3	-

DISCRETE YEARS (%)

	12 months to 30 Sep 13	30 Sep 14	30 Sep 15	30 Sep 16	30 Sep 17
Fund	-	6.00	7.33	5.41	9.60
IA sector	22.64	5.94	1.70	11.98	13.84
Quartile	-	3	1	4	4

Past performance is not a guide to future performance. Performance data source: Lipper, bid to bid basis with net income reinvested inclusive of management fee. F distribution unit class.

STATISTICAL ANALYSIS

	1 year	3 years	5 years
Alpha	-0.45	-0.26	-
Beta	1.12	1.19	-
Annualised volatility (fund)	7.03	11.12	-
Sharpe ratio	0.37	0.18	-
Information ratio	-0.45	-0.11	-
R-squared	0.89	0.91	-

Please note: The Alpha, Beta, Information ratio and R-squared values are calculated relative to the fund's IA sector average.

TOP 10 HOLDINGS AS AT 30 SEPTEMBER 2017

Vodafone Group	6.09%
Lloyds Banking Group	5.29%
Prudential	5.05%
Shire	3.68%
National Grid	3.48%
CRH	2.61%
BT Group	2.60%
Aviva	2.28%
Legal & General Group	1.69%
Tesco	1.67%
Percentage of fund in top 10	34.44%

FUND AIM

The objective of this fund is to provide growth by investing in a portfolio of companies whose business meets a range of ethical and environmental guidelines. You can find details of these guidelines in the fund's Prospectus or in The Legal & General Ethical Trust - Who's in and Who's out document. The fund will invest almost entirely in company shares. These shares will be from companies in the FTSE 350 Index whose business meets the ethical and environmental guidelines of the fund. The amount of shares held from each company will be in proportion to the company's size. However, no one company can make up more than one tenth of the fund's value. The fund may use derivatives to reduce risk or cost, or to generate additional capital or income with no, or an acceptably low, level of risk.

INVESTMENT PHILOSOPHY

The Fund aims to provide exposure to stock market investment but without all the risk attached to individual stock selection. The Fund takes a pragmatic approach to trading on index changes and cash flow and has lower management fees than active funds. This Fund uses an independently produced (EIRIS) ethical screen. For example, companies have been excluded if they are substantially involved in or cause: animal testing, countries with poor human rights records, gambling, major arms exporter to oppressive regimes, nuclear power, pornography, production of ozone depleting chemicals, production or sale of tobacco, production or sale of weapons systems.

FUND MANAGEMENT COMPANY

Legal & General

Legal & General Investment Management (LGIM) is one of Europe's largest institutional asset managers and a major global investor. Throughout the past 40 years they have built their business through understanding what matters most to their clients and transforming this insight into valuable, accessible investment products and solutions. They provide investment expertise across a full spectrum of asset classes including equities, fixed income, commercial property and cash.

FUND MANAGER

LGIM Index Fund Management Team



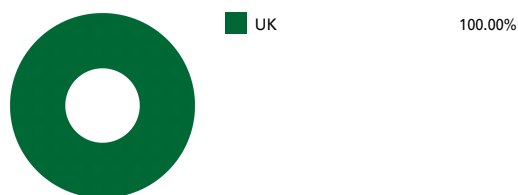
The Index Fund Management team comprises 25 fund managers, supported by two analysts. Management oversight is provided by the Global Head of Index Funds. The team has average industry experience of 15 years, of which seven years has been at LGIM, and is focused on achieving the equally important objectives of close tracking and maximising returns.

An equity index fund

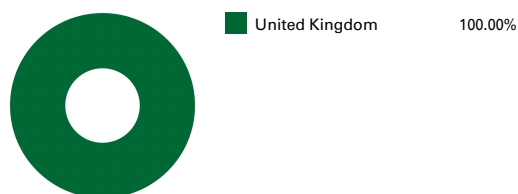
Adviser factsheet - not approved for retail customers

PORTFOLIO DETAILS AS AT 30 SEPTEMBER 2017


REGIONS BREAKDOWN




COUNTRY BREAKDOWN



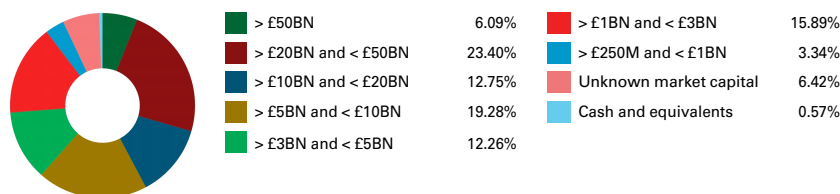
EQUITIES SECTOR BREAKDOWN



CURRENCY BREAKDOWN



EQUITIES MARKET CAPITALISATION



FUND FACTS

Product(s)	Unit Trust/ISA
Launch date	5 July 1999
Class launch date	19 December 2012
Fund size	£317.16 million
Number of holdings	225
Historic yield * (as at 30/09/2017)	2.70% (net of charges and tax)
IA sector	IA UK All Companies
Initial charge	0.00%
Ongoing Charge	0.45%
Performance fee	No
Domicile	United Kingdom
Currency	GBP
Valuation time	12:00 hrs
ISIN (accumulation)	GB00B7XLQB14
ISIN (income)	GB00B7MG7K34
SEDOL (accumulation)	B7XLQB1
SEDOL (income)	B7MG7K3
MEX (accumulation)	LGFAAY
MEX (income)	LGFAAZ

IMPORTANT INFORMATION

Fund size is based on mid price.

The cash position in the asset allocation section may be higher due to cash flow management.

The FTSE 350 Index is calculated by FTSE International Limited ("FTSE"). FTSE does not sponsor, endorse or promote this product. All copyright in the index values and constituent list belongs to FTSE. Legal & General Assurance Society Limited has obtained full licence from FTSE to use such copyright in the creation of this product. "FTSE™", "FT-SE®" and "Footsie®" are trade marks of the London Stock Exchange Plc and The Financial Times Limited and are used by FTSE International Limited ("FTSE") under licence. "FTSE4Good" is a trade mark of FTSE.

Please note that there may be small differences in the asset class classification between this factsheet and those provided by third parties for the same fund. This is because different entities can employ different criteria to classify securities.

* The Historic Yield reflects distributions declared over the past twelve months as a percentage of the midmarket unit price, as at the date shown. It does not include any initial charge and investors may be subject to tax on their distributions.

The value of an investment and any income taken from it is not guaranteed and may go up and down.

Source: Legal & General Group PLC unless otherwise stated.

Legal & General (Unit Trust Managers) Limited. Registered in England and Wales No.1009418. Registered office: One Coleman Street, London EC2R 5AA. Authorised and regulated by the Financial Conduct Authority. We are members of The Investment Association.

www.legalandgeneral.com

Factsheet produced by FundsLibrary.



To find out more please contact your usual Legal & General representative. We update this factsheet every month. You can find the latest version at www.legalandgeneral.com/advisercentre