

TB EVENLODE GLOBAL INCOME

MONTHLY FACTSHEET

all data as at 28 February 2021



EVENLODE
GLOBAL INCOME FUND

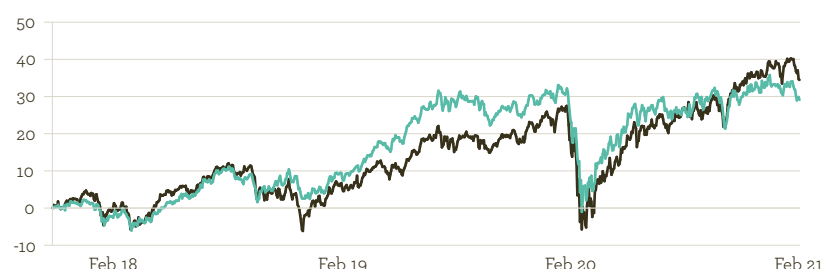
FUND ATTRIBUTES

- ✓ Emphasis on sustainable real dividend growth
- ✓ Focus on companies with high returns on capital and strong free cash-flow
- ✓ Aims to provide income and capital growth over rolling periods of 5 years
- ✓ Focused portfolio of 25-40 high quality dividend paying global equities
- ✓ Low portfolio turnover with long-term holding periods
- ✓ Invests across the world in companies with diverse multi-national revenue streams

MANAGER COMMENTARY

Two thirds of the portfolio (by weight) have now provided financial updates for the current corporate reporting season. A majority of these have seen steady rather than spectacular results. During the fourth quarter of 2020, most companies saw a strong rebound from the challenging conditions of earlier in the year. For the companies that reported their full financial year results (a little over half of the portfolio), there has been on average, growth in both revenues, up 1%, and operating profits, up 2%. Over 80% experienced revenue growth between -10% and +10%, and over half between -5% and +5%. Our aim, with the Evenlode investment process, is to invest predominantly in stable companies that have the capacity to perform through thick and thin. These statistics indicate that this aim has been, on the whole, achieved in a time of significant turmoil. There are those that are more affected though. Positively, technology firms eBay and Microsoft benefitted from the rapid shift to home shopping and home working, and medical diagnostics businesses Sonic Healthcare and Quest Diagnostics from demand for medical testing. Negatively, recruitment companies Adecco and PageGroup were impacted by the shock to the labour market from global lockdowns, and advertising agencies Publicis and Omnicom by a retraction of corporate marketing spend. Whilst those results are more striking, the steady results from most of the portfolio should not be forgotten. Resilient financials, coupled with attractive valuations, creates a solid basis for future corporate performance and shareholder returns, where we have seen dividend payments rebound as a result of robust corporate performance.

PERFORMANCE SINCE LAUNCH (%)



CUMULATIVE PERFORMANCE

	1 Mth	3 Mths	6 Mths	1 Yr	3 Yrs	Launch ¹
Fund ²	-1.3	-1.4	2.7	9.7	30.3	29.1
Benchmark ³	0.7	1.1	7.0	18.2	33.9	34.6
IA Sector	0.4	1.6	8.7	11.1	18.0	17.4
Rank in sector	41/55	45/55	45/54	31/54	11/49	10/49
Quartile	3	4	4	3	1	1

CALENDAR YEAR PERFORMANCE

	2021 YTD	2020	2019	2018	2017	2016
Fund ²	-2.5	3.5	24.3	1.8	-	-
Benchmark ³	-0.7	12.3	22.7	-3.0	-	-
IA Sector	0.0	3.3	18.6	-5.8	-	-

Past performance is not a reliable indicator of future results. All performance data used on this factsheet is total return, bid-to-bid, and sourced from Financial Express and MSCI.

- From launch date: 20 November 2017
- TB Evenlode Global Income B Acc GBP shares
- Comparator Benchmark is MSCI World (with net dividends reinvested) in GBP
- The historic yield reflects distributions over the past 12 months as a percentage of the price of the B Inc GBP share class as at the date shown. It does not include any initial charge and investors may be subject to tax on their distributions.

What are the Risks?

As a focused equity portfolio of typically less than 40 investments, the fund can involve higher risk and higher volatility. The value of an investment and the income from it can fall as well as rise as a result of market and currency movement; you may not get back the amount originally invested. You should therefore regard your investment as long term. Details on the risk factors are included in the fund's prospectus, available on our website.

Investor Profile

The Fund may appeal to investors who:

- ✓ Would like the prospect of sustainable real income growth combined with some capital growth over the long term
- ✓ Accept the risk associated with the volatile nature of equity investments
- ✓ Plan to hold their investment for at least 5 years

Key Details

Comparator Benchmark	MSCI World
Sector	IA Global Equity Income
Launch date	20 November 2017
Fund value	£925 million
Holdings	39
Historic yield ⁴	2.2%
Div ex dates	1 Mar, Jun, Sep, Dec
Div pay dates	end Apr, Jul, Oct, Jan
Currency availability	GBP, EUR, USD

Fund Managers



BEN PETERS Fund Manager

Ben is lead manager of the TB Evenlode Global Income fund, launched in 2017, having co-founded Evenlode Investment in 2009 with the launch of the TB Evenlode Income fund. Ben is a member of the CFA Society of the UK and holds the Investment Management Certificate.

He also holds a doctorate from the University of Oxford and a first-class degree from University College London, both in the field of physics.



CHRIS ELLIOTT Fund Manager

Chris studied Maths and Economics at Cambridge University and then spent 5 years as a senior software engineer at Oxford University Press, before joining Evenlode Investment Management

in March 2015. Chris is a member of the CFA Society of the UK and has successfully passed the examinations for all three levels of the Chartered Financial Analyst qualification.

Citywire rating is source & copyright of Citywire. Ben Peters has been awarded a rating by Citywire for his 3 year risk-adjusted performance 31/01/2018 - 31/01/2021.

Please contact Spring Capital Partners, in the first instance.

springcapital

Tel +44 (0)20 3195 0076
Email evenlode@springcapitalpartners.com
Website springcapitalpartners.com



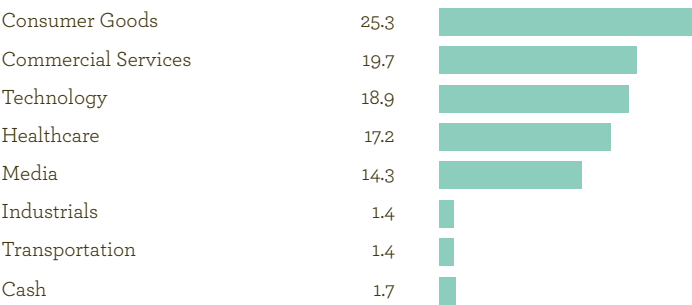
ELITE RATED
by FundCalibre.com



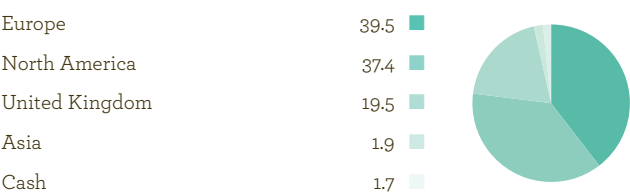
PORTFOLIO ANALYSIS



SECTOR ALLOCATION (%)



GEOGRAPHICAL ALLOCATION (%)



SHARE CLASS DETAILS

Currency	Price	Min Investment	OCF	ISIN	SEDOL
GBP					
B Acc	129.12p	£1,000	0.85%	GB00BF1QMV61	BF1QMV6
B Inc	120.40p	£1,000	0.85%	GB00BF1QNC48	BF1QNC4
C Acc	129.38p	£10 million	0.75%	GB00BF1QNG85	BF1QNG8
C Inc	120.87p	£10 million	0.75%	GB00BF1QNK22	BF1QNK2
EUR					
B Acc	€1.31	€ 1,000	0.85%	GB00BF1QN913	BF1QN91
B Inc	€1.24	€ 1,000	0.85%	GB00BF1QND54	BF1QND5
C Acc	€1.33	€10 million	0.75%	GB00BF1QNH92	BF1QNH9
C Inc	€1.22	€10 million	0.75%	GB00BF1QNL39	BF1QNL3
USD					
B Acc	\$1.36	\$1,000	0.85%	GB00BF1QNB31	BF1QNB3
B Inc	\$1.20	\$1,000	0.85%	GB00BF1QNF78	BF1QNF7
C Acc	\$1.35	\$10 million	0.75%	GB00BF1QNJ17	BF1QNJ1
C Inc	\$1.26	\$10 million	0.75%	GB00BF1QNM46	BF1QNM4

Source: Financial Express. For full information on the share classes available for investment please refer to the Key Investor Information document.

TOP TWENTY HOLDINGS (%)

Unilever	4.8
Henkel	4.7
EssilorLuxottica	3.9
Reckitt Benckiser	3.9
Procter & Gamble	3.7
Sanofi	3.6
Intel	3.5
Capgemini	3.5
Bureau Veritas	3.5
RELX Group	3.5
Microsoft	3.3
Wolters Kluwer	3.3
Medtronic	2.8
Quest Diagnostics	2.6
Cisco Systems	2.6
Western Union	2.6
Siemens Healthineers	2.4
Oracle Corporation	2.4
Wiley	2.3
Sage Group	2.3

% of Portfolio in Top 20 Holdings 65.2

How to Invest

TB Evenlode Global Income is available as an OEIC and is also suitable to include in stocks and shares ISAs and SIPPs.

You can buy shares in the fund by visiting:

www.tbaileyfs.co.uk/funds/tb-evenlode-investment-funds

Or by telephoning the TB Evenlode Investor Dealing Line:

0115 988 8287

(open business days between 9am and 5pm)

Or through various third parties including Cofunds, Transact, Ascentric, Hargreaves Lansdown, Axa Winterthur, Axa Elevate and Standard Life.

Contact Evenlode

The Long Barn, Chalford Park Barns, Oxford Road, Chipping Norton, Oxon OX7 5QR, United Kingdom.

+44 (0)1608 695 200

www.evenlodeinvestment.com

Authorised Corporate Director & Administrator:

T. Bailey Fund Services Ltd

(www.tbaileyfs.co.uk/funds/tb-evenlode-investment-funds)

IMPORTANT INFORMATION

The MSCI information may only be used for your internal use, may not be reproduced or disseminated in any form and may not be used as a basis for or a component of any financial instruments or products or indices. None of the MSCI information is intended to constitute investment advice or a recommendation to make (or refrain from making) any kind of investment decision and may not be relied on as such. Historical data and analysis should not be taken as an indication or guarantee of any future performance analysis, forecast or prediction. The MSCI information is provided on an “as is” basis and the user of this information assumes the entire risk of any use made of this information. MSCI, each of its affiliates and each other person involved in or related to compiling, computing or creating any MSCI information (collectively, the “MSCI Parties”) expressly disclaims all warranties (including, without limitation, any warranties of originality, accuracy, completeness, timeliness, non-infringement, merchantability and fitness for a particular purpose) with respect to this information. Without limiting any of the foregoing, in no event shall any MSCI Party have any liability for any direct, indirect, special, incidental, punitive, consequential (including, without limitation, lost profits) or any other damages. (www.msci.com).

This Factsheet has been produced by Evenlode Investment Management Limited. TB Evenlode Global Income is a sub-fund of the TB Evenlode Investment Funds ICVC. Full details of the TB Evenlode Investment Funds, including risk warnings, are published in the TB Evenlode Investment Funds Prospectus, the TB Evenlode Investment Funds Supplementary Information Document (SID) and the TB Evenlode Investment Funds Key Investor Information Documents (KIIDs) which are available on request and at www.evenlodeinvestment.com. The TB Evenlode Investment Funds are subject to normal stock market fluctuations and other risks inherent in such investments. The value of your investment and the income derived from it can go down as well as up, and you may not get back the money you invested, you should therefore regard your investment as long term. As a focused portfolio of typically less than 40 investments, Evenlode Global Income carries more risk than a fund spread over a large number of stocks. The fund has the ability to invest in derivatives for the purposes of EPM, which may restrict gains in a rising market. Investments in overseas equities may be affected by changes in exchange rates, which could cause the value of your investment to increase or diminish. Every effort is taken to ensure the accuracy of the data used in this document but no warranties are given. Evenlode Investment Management Limited is authorised and regulated by the Financial Conduct Authority, No. 767844. T. Bailey Fund Services Limited is authorised and regulated by the Financial Conduct Authority, No. 190293.