



Artemis SmartGARP European Equity Fund

Class I accumulation units, GBP

MARKETING COMMUNICATION

521.17p

price at 29 Feb 2024

0.870%

ongoing charge

March 2024 (data as of 29 February 2024)

OBJECTIVE AND INVESTMENT POLICY

Objective

To grow capital over a five year period.

Investment policy

What the fund invests in

- 80% to 100% in company shares.
- Up to 20% in bonds, cash and near cash, other transferable securities, other funds (up to 10%) managed by Artemis and third party funds, money market instruments, and derivatives.

Use of derivatives

The fund may use derivatives for efficient portfolio management purposes to:

- reduce risk
- manage the fund efficiently.

Where the fund invests

- At least 80% in Europe (excluding the United Kingdom).
- Up to 20% in other countries.

Industries the fund invests in

- Any

Other limitations specific to this fund

- None

Investment strategy

- The fund is actively managed.
- A proprietary tool called 'SmartGARP' is used as the foundation of the investment process. It screens the financial characteristics of companies by identifying those that are growing faster than the market but are trading on lower valuations than the market.
- The manager selects companies that in aggregate have good 'SmartGARP' characteristics. This tends to mean that the portfolio contains stocks that have lower valuations than the market average, upgrades to profit forecasts, and are under-owned by the investment community, while at the same time benefiting from helpful trends in the wider economy.

Benchmarks

- FTSE World Europe ex UK TR
A widely-used indicator of the performance of European stockmarkets, in which the fund invests. It acts as a 'comparator benchmark' against which the fund's performance can be compared. Management of the fund is not restricted by this benchmark.
- IA Europe Excluding UK NR
A group of other asset managers' funds that invest in similar asset types as this fund, collated by the Investment Association. It acts as a 'comparator benchmark' against which the fund's performance can be compared. Management of the fund is not restricted by this benchmark.

For the latest fund and market commentaries, visit www.artemisfunds.com/insights and for any important changes to y(our) funds, visit www.artemisfunds.com/fund-changes.



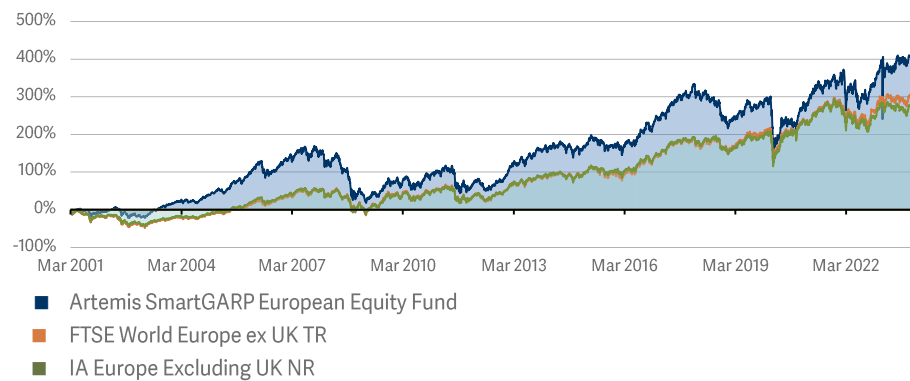
PERFORMANCE

Past performance is not a guide to the future

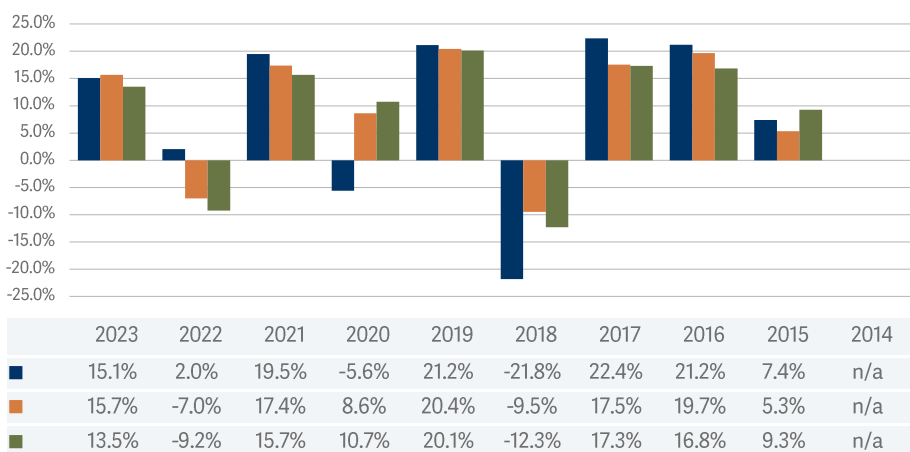
CUMULATIVE PERFORMANCE

| | Since launch | 10 yrs | 5 yrs | 3 yrs | 1 yr | 6 mo | 3 mo | 1 mo |
|--|--------------|--------|-------|-------|--------|--------|--------|--------|
| Artemis SmartGARP European Equity Fund | 448.2% | 104.1% | 59.8% | 43.8% | 11.2% | 9.4% | 7.9% | 4.1% |
| FTSE World Europe ex UK TR | 331.8% | 123.8% | 61.8% | 32.7% | 10.7% | 9.6% | 7.4% | 2.7% |
| IA Europe Excluding UK NR | 306.2% | 107.1% | 54.2% | 24.4% | 8.0% | 9.1% | 7.8% | 3.0% |
| Position in sector | 9/35 | 50/75 | 33/92 | 5/100 | 27/106 | 61/106 | 55/106 | 26/106 |
| Quartile | 1 | 3 | 2 | 1 | 1 | 3 | 3 | 1 |

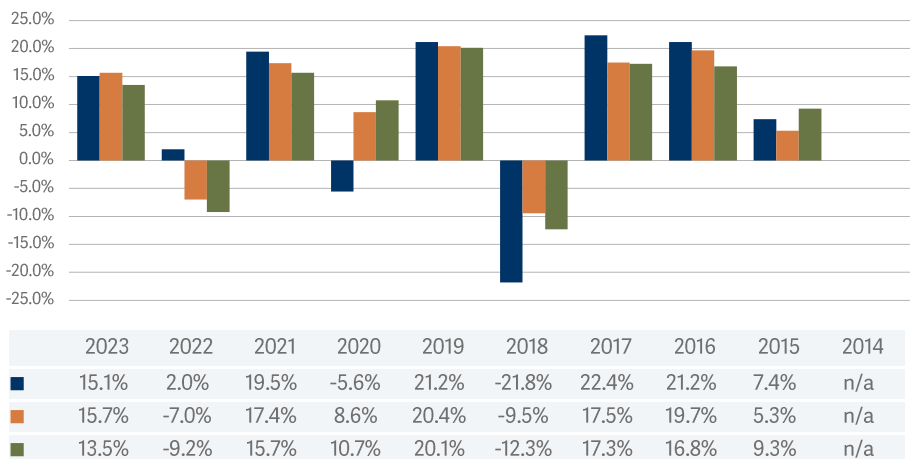
PERCENTAGE GROWTH



12 MONTHS TO QUARTER END (31 DECEMBER)



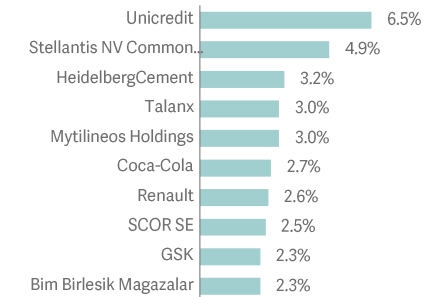
12 MONTHS TO YEAR END (31 DECEMBER)



Source: Lipper Limited from 7 March 2001 to 29 February 2024. Data prior to 7 March 2008 reflects class R accumulation GBP. All figures show total returns with dividends and/or income reinvested, net of all charges. Performance does not take account of any costs incurred when investors buy or sell the fund. Returns may vary as a result of currency fluctuations if the investor's currency is different to that of the class. This class may have charges or a hedging approach different from those in the IA sector benchmark.

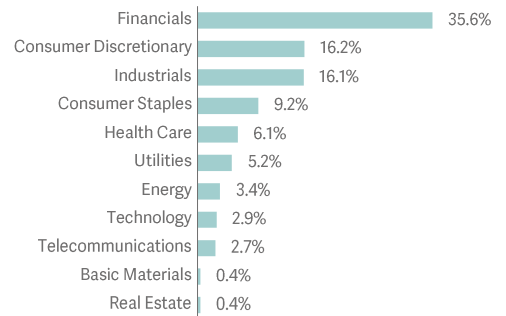
COMPOSITION

TOP 10 HOLDINGS



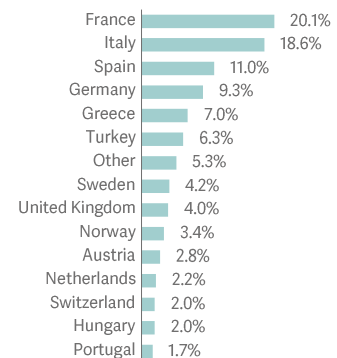
Source: Artemis as at 29 February 2024.

MARKET SECTOR SPLIT



Source: Artemis as at 29 February 2024. Figures may not add up to 100% due to rounding and cash holdings.

ASSET ALLOCATION BY COUNTRY



Source: Artemis as at 29 February 2024. Figures may not add up to 100% due to rounding.

RISK CONSIDERATIONS

To ensure you understand whether this fund is suitable for you, please read the Key Investor Information which is available, along with the fund's Prospectus, from www.artemisfunds.com or www.fundinfo.com.

The fund is exposed to the following risks:

| | |
|------------------------|---|
| Market volatility risk | The value of the fund and any income from it can fall or rise because of movements in stockmarkets, currencies and interest rates, each of which can move irrationally and be affected unpredictably by diverse factors, including political and economic events. |
| Currency risk | The fund's assets may be priced in currencies other than the fund base currency. Changes in currency exchange rates can therefore affect the fund's value. |

OTHER INFORMATION

This is a marketing communication. Before making any final investment decisions, refer to the fund prospectus, available in English, and KIID/KID, available in English and in your local language depending on local country registration, from www.artemisfunds.com or www.fundinfo.com. Investment in the fund concerns the acquisition of units in the fund and not in the underlying assets of the fund. The fund is an authorised unit trust scheme. For further information, visit www.artemisfunds.com/unittrusts. Visit www.artemisfunds.com/glossary for an explanation of investment terms. Third parties (including FTSE and Morningstar) whose data may be included in this document do not accept any liability for errors or omissions. For information, visit www.artemisfunds.com/third-party-data. Artemis has obtained any research and analysis in this communication for its own use. Although this communication is based on sources of information that Artemis believes to be reliable, no guarantee is given as to its accuracy or completeness. Any forward-looking statements are based on Artemis' current expectations and projections and are subject to change without notice. Issued by Artemis Fund Managers Ltd which is authorised and regulated by the Financial Conduct Authority. SmartGARP is a registered trademark of Artemis Investment Management LLP.

FUND DATA

INVESTMENT TEAM



Philip Wolstencroft
Fund manager,
since launch



Peter Saacke
Fund manager,
since December
2002

KEY FACTS

| | |
|--------------------|----------------|
| Fund type | Unit trust |
| Asset class | Equity |
| Focus | Capital growth |
| Regional focus | Europe |
| SEDOL | B2PLJD7 |
| ISIN | GB00B2PLJD73 |
| Fund launch date | 7 March 2001 |
| Class launch date | 7 March 2008 |
| Class launch price | 100p |
| Class currency | GBP |
| Valuation point | 12:00 |
| Year end | 31 March |
| Accumulation date | 31 May |
| Fund size | £172.8m |

Source: Artemis as at 29 February 2024.

PRICE AND YIELD(S)

| | |
|----------------|---------|
| Price | 521.17p |
| Historic yield | 2.20% |

Source: Artemis as at 29 February 2024.
The historic yield reflects distributions declared over the past 12 months as a percentage of the price, as at the date shown. It does not include any preliminary charge and investors may be subject to tax on their distributions.

CHARGES

| | |
|----------------|--------|
| Initial charge | 0% |
| Ongoing charge | 0.870% |

The ongoing charge covers the annual operating expenses of running the fund and is shown as at the date of the Key Investor Information Document, where further information about the fund's charges can be found. Additional costs may be incurred, such as portfolio transaction costs and transfer taxes, which may reduce performance. For further information, visit www.artemisfunds.com/charges.

RISK AND REWARD PROFILE



The fund is in the category shown due to historic volatility (how much and how quickly the value of shares in the fund may have risen and fallen in the past due to movements in markets, currencies and interest rates). It may not be a reliable indication of the future risk profile of the fund.

RATINGS AND AWARDS

| |
|-----------------------------|
| Morningstar Medalist Bronze |
|-----------------------------|

Source: Morningstar, as at 29 February 2024. Morningstar categoryTM: Europe ex-UK Equity. For more information visit www.artemisfunds.com/endorsements. Third party endorsements are not a recommendation to buy.

