

Legal & General UK 350 Index Fund

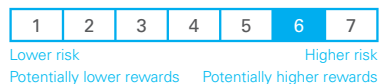
Unit Trust (UK UCITS compliant) I-Class GBP

Base currency: **GBP**Domicile: **UK**

FUND AIM

The objective of the Fund is to track the performance of the FTSE 350 Index, the "Benchmark Index" on a net total return basis before fees and expenses are applied. Fund performance may differ from the Benchmark Index due to the deduction of fees and expenses and the impact of any tracking error factors.

RISK AND REWARD PROFILE



The synthetic risk and reward indicator (SRRI) is based on the historic volatility of the fund's value and it may change in the future.

The fund is in category 6 because it invests in company shares which are sensitive to variations in the stock market. The value of company shares can change substantially over short periods of time.

For more information, please refer to the Key Risks section on page 3.

WHO IS THIS FUND FOR?

- The fund may be suitable for investors looking for growth and income by tracking the large and middle capitalisation company shares in the UK Stock Market as represented by the index.
- Although investors can take their money out at any time, this fund may not be appropriate for those who plan to withdraw their money within five years.
- This fund is not designed for investors who cannot afford more than a minimal loss of their investment.
- If you do not understand this document we recommend you seek additional information to help you decide if this fund is right for you.

FUND FACTS

Fund size
£117.6m

Fund launch date
26 Feb 1996

Historical yield
3.7%

COSTS

Initial charge
0.00%

Ongoing charge
0.10%

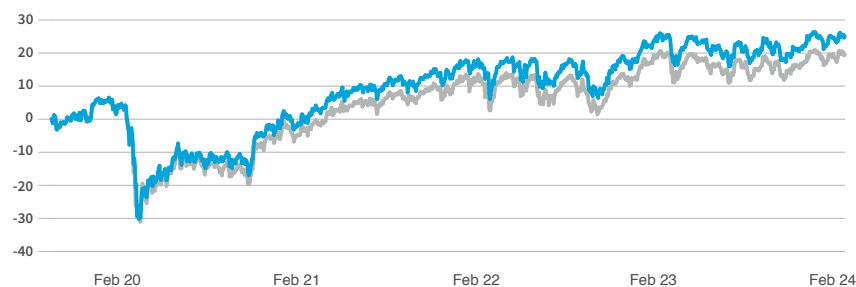
Price basis
Single swing

Dilution adjustment
0.66%- round trip

BENCHMARKS

Target benchmark
FTSE 350 Index

PERFORMANCE (%)



FUND SNAPSHOT

- What does it invest in?** Invests in shares in the 350 largest companies listed on the London Stock Exchange, as measured by market capitalisation.
- How does it invest?** Passively managed, aiming to replicate the performance of the Index.

	1 month	3 months	1 year	3 years	Launch
■ Fund	0.09	3.32	0.61	25.34	20.49
■ Index	0.20	3.30	0.58	25.84	19.54
Relative to Index	-0.11	0.02	0.03	-0.50	0.95

12 MONTH PERFORMANCE TO MOST RECENT QUARTER (%)

12 months to 31 December	2023	2022	2021	2020	2019
Fund	7.64	1.65	17.33	-9.70	-
Index	7.95	0.80	18.16	-10.35	-
Relative to Index	-0.31	0.85	-0.83	0.65	-

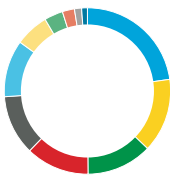
Performance for the I Inc unit class in GBP, launched on 23 September 2019. Source: Lipper. Performance assumes all fund charges have been taken and that all income generated by the investments, after deduction of tax, remains in the fund. Please note, the benchmark is priced at the close whereas the fund is priced earlier. This can lead to artificially high tracking difference stated on the factsheet.

Past performance is not a guide to the future.



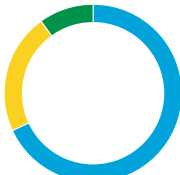
PORTFOLIO BREAKDOWN

All data sources are a combination of LGIM and the Fund Accountant unless otherwise stated. Totals may not sum to due to rounding. In order to minimise transaction costs, the Fund will not always own all the assets that constitute the index and on occasion it will own assets that are not in the index. The number of fund holdings can also differ from the index due to corporate events and proxy holdings.



SECTOR (%)

Financials	22.8
Consumer Staples	14.4
Consumer Discretionary	12.7
Industrials	12.4
Health Care	11.7
Energy	11.1
Basic Materials	6.5
Utilities	3.6
Real Estate	2.4
Technology	1.4
Telecommunications	1.1



MARKET CAPITALISATION (%)

Large	68.1
Mid	21.9
Small	9.9
Undefined	-



■ Top 10 issuers 41.1%
■ Rest of portfolio 58.9%
No. of holdings in fund 356
No. of holdings in index 350

TOP 10 ISSUERS (%)

Shell	7.3
AstraZeneca	6.8
HSBC Holdings	5.3
Unilever	4.4
BP	3.5
GSK	3.1
Diageo	3.0
RELX	3.0
Rio Tinto	2.5
British American Tobacco	2.3

COUNTRY (%)

 United Kingdom	100.0
---	-------



INDEX FUND
MANAGEMENT TEAM

The Index Fund Management team comprises 25 fund managers, supported by two analysts. Management oversight is provided by the Global Head of Index Funds. The team has average industry experience of 15 years, of which seven years has been at LGIM, and is focused on achieving the equally important objectives of close tracking and maximising returns.

KEY RISKS

- The value of an investment and any income taken from it is not guaranteed and can go down as well as up; you may not get back the amount you originally invested.
- The fund could lose money if any institution providing services such as acting as counterparty to derivatives or other instruments, becomes unwilling or unable to meet its obligations to the fund.
- Derivatives are highly sensitive to changes in the value of the asset on which they are based and can increase the size of losses and gains.
- The fund may have underlying investments that are valued in currencies that are different from sterling (British pounds). Exchange rate fluctuations will impact the value of your investment. Currency hedging techniques may be applied to reduce this impact but may not entirely eliminate it.

For more information, please refer to the key investor information document on our website [↗](#)

LATEST DISTRIBUTION INFORMATION

For distributing unit classes, the latest payments are shown below. Please note that these payments are not guaranteed, are at the discretion of the manager and may be paid out of capital.

Type	Ex-div date	Pay date	Pence per unit
Interim	01 Sep 23	31 Oct 23	1.34p
Final	01 Mar 23	30 Apr 23	0.63p
Interim	01 Sep 22	31 Oct 22	1.31p
Final	01 Mar 22	30 Apr 22	0.65p



SPOTLIGHT ON LEGAL & GENERAL INVESTMENT MANAGEMENT

We are one of Europe's largest asset managers and a major global investor, with assets under management of £1,159.2 billion (as at 31 December 2023). We work with a wide range of global clients, including pension schemes, sovereign wealth funds, fund distributors and retail investors.

Source: LGIM internal data as at 31 December 2023. The AUM disclosed aggregates the assets managed by LGIM in the UK, LGIMA in the US and LGIM Asia in Hong Kong (2018-2019 only). The AUM includes the value of securities and derivatives positions.

DEALING INFORMATION

Valuation frequency	Daily, 12pm (UK time)
Dealing frequency	Daily
Settlement period	T+4

CODES

ISIN	I Acc	GB00BKT6B839
	I Inc	GB00BKT6B946
SEDOL	I Acc	BKT6B83
	I Inc	BKT6B94
Bloomberg	I Acc	LEUK3IA LN
	I Inc	LGUK3II LN

TO FIND OUT MORE

 Visit www.legalandgeneral.com

 Call **0370 050 0955**

 Email investments@landg.com

Lines are open Monday to Friday 8.30am to 6.00pm.
We may record and monitor calls. Call charges will vary.

Important information

Copyright © 2024 Legal & General. This document is subject to copyright. Any unauthorised use is strictly prohibited. All rights are reserved.

Issued by Legal & General (Unit Trust Managers) Limited as management company for this fund. Registered in England and Wales No. 01009418. Registered Office: One Coleman Street, London, EC2R 5AA. Authorised and Regulated by the Financial Conduct Authority No. 119273. We are members of the Investment Association. All features described in this fact sheet are those current at the time of publication and may be changed in the future. Nothing in this fact sheet should be construed as advice and it is therefore not a recommendation to buy or sell investments. If in doubt about the suitability of this product, you should seek professional advice. No investment decisions should be made without first reviewing the key investor information document of the Fund ("KIID") which can be obtained from www.legalandgeneral.com. This fact sheet is only directed at investors resident in jurisdictions where this fund is registered for sale. It is not an offer or invitation to persons outside of those jurisdictions. We reserve the right to reject any applications from outside of such jurisdictions.

Source: London Stock Exchange Group plc and its group undertakings (collectively, the "LSE Group"). © LSE Group 2024. FTSE Russell is a trading name of certain of the LSE Group companies. "FTSE®" is a trade mark of the relevant LSE Group companies and is used by any other LSE Group company under license. All rights in the FTSE Russell indexes or data vest in the relevant LSE Group company which owns the index or the data. Neither LSE Group nor its licensors accept any liability for any errors or omissions in the indexes or data and no party may rely on any indexes or data contained in this communication. No further distribution of data from the LSE Group is permitted without the relevant LSE Group company's express written consent. The LSE Group does not promote, sponsor or endorse the content of this communication.