BNY Mellon Global Income Fund

INVESTMENT MANAGER

Newton Investment Management: Newton aims to deliver outcomes for its clients across active equities, income, absolute return, multi-asset, thematic and sustainable strategies. Its capabilities are driven by its global investment research platform which harnesses a breadth of both fundamental and quantitative research.

GENERAL INFORMATION

Total net assets (million)	£ 3,532.15
Historic yield (%)	3.17
Active Share (%)	93.63
Performance Benchmark	FTSE World TR
IA Sector	Global Equity Income
Lipper sector	Lipper Global - Equity Global Income
Fund type	ICVC
Fund domicile	UK
Fund manager	James Lydotes
Alternate	Jon Bell & Robert Hay
Base currency	GBP
Currencies available	GBP
Fund launch	30 Nov 2005
Distribution dates	28 Feb, 31 May, 31 Aug, 30 Nov

INSTITUTIONAL SHARES W (ACC.) SHARE CLASS DETAILS

Inception date	04 Sep 2012
Min. initial investment	£ 500,000
Annual mgmt charge	0.75%
ISIN	GB00B7S9KM94
Bloomberg	NWGHIAW
Sedol	B7S9KM9
Registered for sale in:	GB
Ongoing charge*	0.82%

*It should be noted that the ongoing charge figure shown includes ongoing charges in respect of other open-ended investment funds but excludes ongoing charges from closed-ended funds held. The ongoing charges from closed-ended funds held were 0.00% as at 31 December 2023.

For more details please read the KIID document.

DEALING

09:00 to 17:00 each business day

Valuation point: 12:00 London time

FUND STATISTICS - 3 YEARS

Jensen Alpha	0.23
Beta	0.47
Correlation	0.76
Annualised Information Ratio	-0.24
Annualised Sharpe Ratio	0.95
Annualised Tracking Error	7.63
R^2	0.58
Annualised Standard Deviation	6.89
Maximum Drawdown	-5.04
VaR Normal 95%	-2.54

FUND RATINGS

RSMR RATED FUND

DYNAMIC PLANNER® PROFILED 7

DYNAMIC PLANNER® PREMIUM FUND

Ratings should not be used for making an investment decision and do not constitute a recommendation or advice in the selection of a specific investment or class of investments.

INVESTMENT OBJECTIVE

The Fund aims to achieve income over an annual period together with capital growth over the long term (5 years or more).

PERFORMANCE DISCLOSURE

Past performance is not a guide to future performance. The value of investments can fall. Investors may not get back the amount invested. Income from investments may vary and is not guaranteed.

PERFORMANCE BENCHMARK

The Fund will measure its performance against the FTSE World TR Index as a comparator benchmark (the "Benchmark"). The Fund will use the Benchmark as an appropriate comparator because the Investment Manager utilises it when measuring the Fund's income yield.

The Fund is actively managed, which means the Investment Manager has absolute discretion to invest outside the Benchmark subject to the investment objective and policies disclosed in the Prospectus. While the Fund's holdings may include constituents of the Benchmark, the investment weightings in the portfolio are not influenced by the Benchmark. The investment strategy does not restrict the extent to which the Investment Manager may deviate from the Benchmark.

5 YEAR CUMULATIVE PERFORMANCE (%)

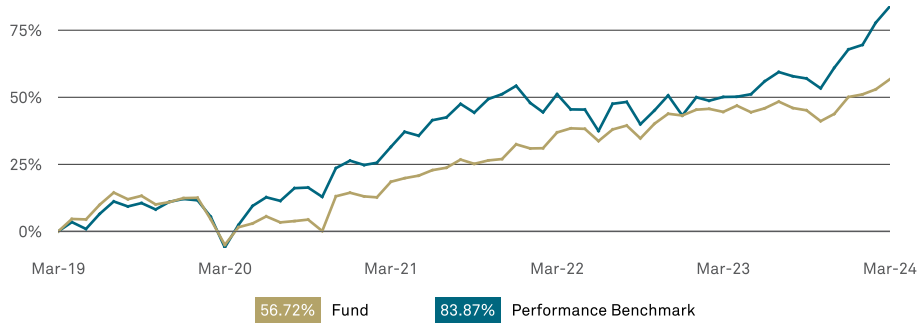

PERFORMANCE SUMMARY (%)

	1M	3M	YTD	1YR	Annualised 2YR	3YR	5YR
Institutional Shares W (Acc.)	2.47	4.42	4.42	8.42	6.99	9.75	9.39
Sterling Income Shares	2.41	4.21	4.21	7.56	6.13	8.87	8.50
Sterling Accumulation Shares	2.41	4.22	4.22	7.56	6.13	8.87	8.50
Institutional Shares (Income)	2.45	4.36	4.36	8.16	6.73	9.49	9.12
Institutional Shares (Accumulation)	2.45	4.35	4.35	8.15	6.72	9.48	9.12
Performance Benchmark	3.42	9.57	9.57	22.50	10.28	11.80	12.94
Sector	2.95	6.32	6.32	13.86	7.99	9.31	9.50
No. of funds in sector	51	50	50	49	47	45	39
Quartile Institutional Shares W (Accumulation)	3	3	3	4	3	2	2

	2019	2020	2021	2022	2023
Fund	21.89	1.79	15.77	8.11	4.81
Performance Benchmark	22.81	12.74	22.07	-7.15	17.18
Sector	19.26	3.91	19.18	-1.38	9.89

ANNUAL PERFORMANCE TO LAST QUARTER END (%)

From	Mar 2019	Mar 2020	Mar 2021	Mar 2022	Mar 2023
To	Mar 2020	Mar 2021	Mar 2022	Mar 2023	Mar 2024
Fund	-5.01	24.77	15.51	5.60	8.42

Source for all performance: Lipper as at 31 March 2024. Fund Performance for the Institutional Shares W (Accumulation) calculated as total return, including reinvested income net of UK tax and charges, based on net asset value. All figures are in GBP terms. The impact of an initial charge (currently not applied) can be material on the performance of your investment. Further information is available upon request.

SHARE CLASS TABLE

	Ongoing charge	ISIN	Sedol	Min. initial investment
Sterling Income Shares	1.61%	GB00B0MY6T00	B0MY6T0	£ 1,000
Sterling Accumulation Shares	1.61%	GB00B5VNWP12	B5VNWP1	£ 1,000
Institutional Shares (Income)	1.07%	GB00B0MY6W39	B0MY6W3	£ 250,000
Institutional Shares (Accumulation)	1.07%	GB00B0MY6X46	B0MY6X4	£ 250,000

BNY Mellon Investment Management EMEA Limited - Client Services
Tel: 08085 660 000 | Email: brokersupport@bnymellon.com Tel: +44 20 7163 2367 | internationalsales@bnymellon.com | www.bnymellonim.com

GEOGRAPHICAL ALLOCATION (%)

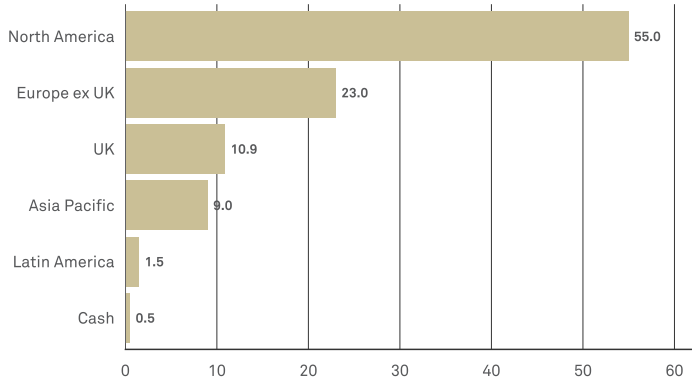

INDUSTRIAL ALLOCATION (%)

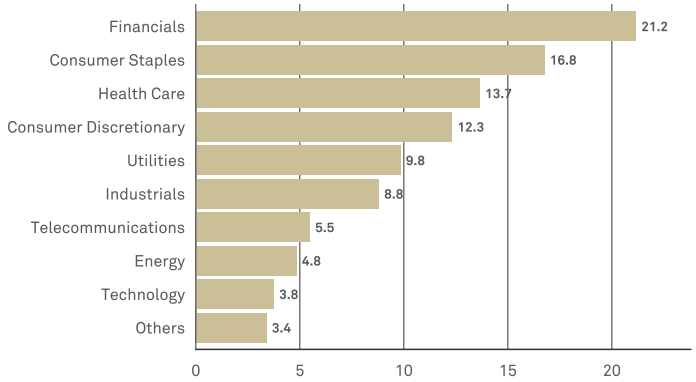

TOP 10 HOLDINGS (%)

	Fund
CME Group Inc. Class A	3.3
Sanofi	3.2
Medtronic Plc	3.0
Samsung Electronics Co., Ltd.	2.8
Dominion Energy Inc	2.7
Cisco Systems, Inc.	2.7
PepsiCo, Inc.	2.6
Johnson Controls International plc	2.3
Sysco Corporation	2.2
Munich Reinsurance Company	2.2

ACTIVE MONEY (%)

Top overweight	Fund	Perf. B'mark
Consumer Staples	16.8	5.4
Financials	21.2	13.9
Utilities	9.8	2.7
Telecommunications	5.5	2.8
Health Care	13.7	11.2

ACTIVE MONEY (%)

Top underweight	Fund	Perf. B'mark
Technology	3.8	26.8
Industrials	8.8	13.5
Real Estate	0.0	2.3
Consumer Discretionary	12.3	13.7
Basic Materials	2.9	3.3

Source: BNY Mellon Investment Management EMEA Limited

IMPORTANT INFORMATION

For Professional Clients only. This is a financial promotion and is not investment advice. For a full list of risks applicable to this fund, please refer to the Prospectus. Before subscribing, investors should read the most recent Prospectus and KIID for each fund in which they want to invest. Go to www.bnymellonim.com. The Prospectus and KIID are available in English and in an official language of the jurisdictions in which the Fund is registered for public sale. Portfolio holdings are subject to change, for information only and are not investment recommendations. Calls may be recorded. For more information visit our Privacy Policy at www.bnymellonim.com. BNY Mellon is the corporate brand of The Bank of New York Mellon Corporation and its subsidiaries. The Fund is a sub-fund of BNY Mellon Investment Funds, an open-ended investment company with variable capital (ICVC) with limited liability between sub-funds. Incorporated in England and Wales: registered number IC27. The Authorised Corporate Director (ACD) is BNY Mellon Fund Managers Limited (BNY MFM), incorporated in England and Wales: No. 1998251. Registered address: BNY Mellon Centre, 160 Queen Victoria Street, London EC4V 4LA. Authorised and regulated by the Financial Conduct Authority. Issued in the UK by BNY Mellon Investment Management EMEA Limited, BNY Mellon Centre, 160 Queen Victoria Street, London EC4V 4LA. Registered in England No. 1118580. Authorised and regulated by the Financial Conduct Authority.

Newton is a member of the IA.

MIS0015-300624

Issued on 11/04/2024