BNY Mellon Multi-Asset Growth Fund

INVESTMENT MANAGER

Newton Investment Management: Newton aims to deliver outcomes for its clients across active equities, income, absolute return, multi-asset, thematic and sustainable strategies. Its capabilities are driven by its global investment research platform which harnesses a breadth of both fundamental and quantitative research.

GENERAL INFORMATION

Total net assets (million)	£ 2,251.04
Historic yield (%)	0.88
Performance Benchmark	IA Flexible Investment NR
IA Sector	Flexible Investment
Lipper sector	Lipper Global - Equity Global
Fund type	ICVC
Fund domicile	UK
Fund manager	Bhavin Shah/Simon Nichols/Paul Flood
Base currency	GBP
Currencies available	GBP
Fund launch	16 Mar 1990
Distribution dates	28 Feb, 30 Sep

INSTITUTIONAL SHARES W (ACC.) SHARE CLASS DETAILS

Inception date	31 Aug 2012
Min. initial investment	£ 500,000
Annual mgmt charge	0.63%
ISIN	GB00B8454P92
Bloomberg	NEWMIWA
Sedol	B8454P9
Registered for sale in:	GB
Ongoing charge*	0.68%

*It should be noted that the ongoing charge figure shown includes ongoing charges in respect of other open-ended investment funds but excludes ongoing charges from closed-ended funds held. The ongoing charges from closed-ended funds held were 0.05% as at 31 December 2023.

For more details please read the KIID document.

DEALING

09:00 to 17:00 each business day

Valuation point: 12:00 London time

FUND STATISTICS - 3 YEARS

Jensen Alpha	0.27
Beta	0.87
Correlation	0.95
Annualised Information Ratio	1.19
Annualised Sharpe Ratio	0.54
Annualised Tracking Error	2.59
R^2	0.91
Annualised Standard Deviation	7.66
Maximum Drawdown	-6.90
VaR Normal 95%	-3.12

FUND RATINGS

RSMR R FUND RANGE

DYNAMIC PLANNER® PROFILED 7

SYNAPTIC RISK RATING 8

Ratings should not be used for making an investment decision and do not constitute a recommendation or advice in the selection of a specific investment or class of investments.

INVESTMENT OBJECTIVE

The Fund aims to achieve capital growth and income over the long term (5 years or more).

PERFORMANCE DISCLOSURE

Past performance is not a guide to future performance. The value of investments can fall. Investors may not get back the amount invested. Income from investments may vary and is not guaranteed.

PERFORMANCE BENCHMARK

The Fund will measure its performance against the UK Investment Association Flexible Investment NR Sector average as a comparator benchmark (the "Benchmark"). The Fund will use the Benchmark as an appropriate comparator because it includes a broad representation of funds with the same flexibility, in terms of equity and bond exposure, as the Fund.

The Fund is actively managed, which means the Investment Manager has discretion over the selection of investments, subject to the investment objective and policies as disclosed in the Prospectus.

5 YEAR CUMULATIVE PERFORMANCE (%)

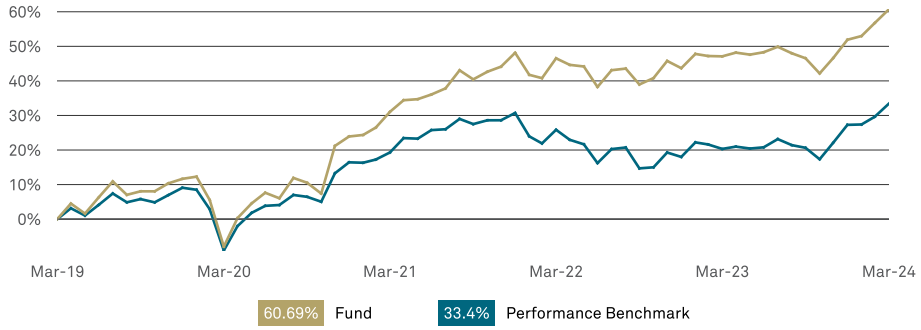

PERFORMANCE SUMMARY (%)

	1M	3M	YTD	1YR	Annualised 2YR	Annualised 3YR	Annualised 5YR
Institutional Shares W (Acc.)	2.52	5.79	5.79	9.24	4.71	7.03	9.94
Sterling Income Shares	2.45	5.56	5.56	8.25	3.75	6.04	8.91
Institutional Shares (Accumulation) GBP	2.49	5.70	5.70	8.84	4.32	6.63	9.53
Performance Benchmark	2.92	4.81	4.81	10.87	2.95	3.79	5.93
No. of funds in sector	165	164	164	162	154	141	125
Quartile Institutional Shares W (Accumulation)	3	2	2	3	2	1	1

	2019	2020	2021	2022	2023
Fund	20.70	10.97	19.55	-3.00	5.72
Performance Benchmark	16.10	6.74	12.27	-9.74	7.86

ANNUAL PERFORMANCE TO LAST QUARTER END (%)

From	Mar 2019	Mar 2020	Mar 2021	Mar 2022	Mar 2023
To	Mar 2020	Mar 2021	Mar 2022	Mar 2023	Mar 2024
Fund	-7.96	42.38	11.82	0.39	9.24

Source for all performance: Lipper as at 31 March 2024. Fund Performance for the Institutional Shares W (Accumulation) calculated as total return, including reinvested income net of UK tax and charges, based on net asset value. All figures are in GBP terms. The impact of an initial charge (currently not applied) can be material on the performance of your investment. Further information is available upon request.

SHARE CLASS TABLE

	Ongoing charge	ISIN	Sedol	Min. initial investment
Sterling Income Shares	1.60%	GB0006780984	678098	£ 1,000
Institutional Shares (Accumulation) GBP	1.06%	GB00B0703256	B070325	£ 250,000

BNY Mellon Investment Management EMEA Limited - Client Services
Tel: 08085 660 000 | Email: brokersupport@bnymellon.com Tel: +44 20 7163 2367 | internationalsales@bnymellon.com | www.bnymellonim.com

GEOGRAPHICAL ALLOCATION (%)

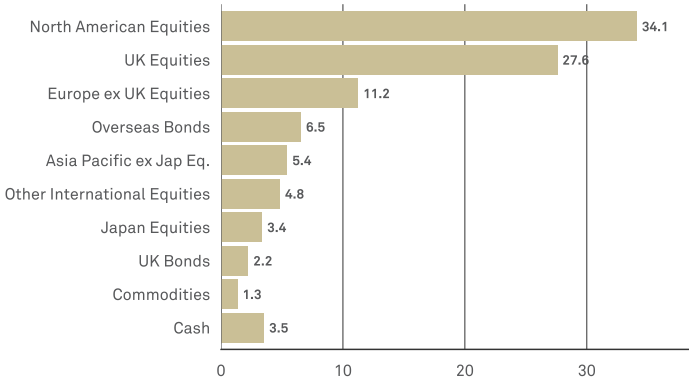

INDUSTRIAL ALLOCATION (%)

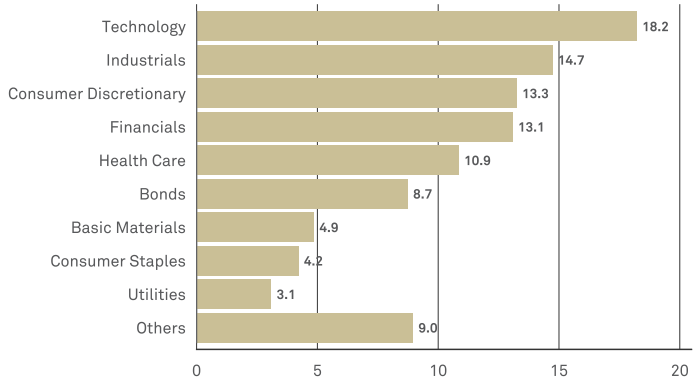

ASSET ALLOCATION (%)

		Fund
Bonds		**8.74**
	Overseas Bonds	6.5
	UK Bonds	2.2
Equities		**86.43**
	North American Equities	34.1
	UK Equities	27.6
	Europe Ex UK Equities	11.2
	Asia Pacific ex Japan Equities	5.4
	Other International Equities	4.8
	Japanese Equities	3.4
Commodities		**1.32**
Cash		**3.51**

ACTIVE MONEY (%)

Top overweight	Fund	Perf. B'mark
Microsoft Corporation	4.7	1.9
Government Of The United States Of America 2.875% 15-may-2043	2.5	0.0
RELX PLC	2.8	0.5
Applied Materials, Inc.	2.4	0.1
Accenture Plc Class A	2.3	0.1

ACTIVE MONEY (%)

Top underweight	Fund	Perf. B'mark
NVIDIA Corporation	0.0	1.3
HSBC Holdings Plc	0.0	1.0
Amazon.com, Inc.	0.0	1.0
Novo Nordisk A/S Class B	0.0	0.7
Meta Platforms Inc Class A	0.0	0.7

TOP 10 HOLDINGS (%)

	Fund
Microsoft Corporation	4.7
RELX PLC	2.8
Government Of The United States Of America 2.875% 15-may-2043	2.5
Applied Materials, Inc.	2.4
Alphabet Inc. Class A	2.4
SAP SE	2.4
Shell Plc	2.3
Accenture Plc Class A	2.3
Taiwan Semiconductor Manufacturing Co., Ltd.	2.3
BAE Systems plc	2.1

Source: BNY Mellon Investment Management EMEA Limited

IMPORTANT INFORMATION

For Professional Clients only. This is a financial promotion and is not investment advice. For a full list of risks applicable to this fund, please refer to the Prospectus. Before subscribing, investors should read the most recent Prospectus and KIID for each fund in which they want to invest. Go to www.bnymellonim.com. The Prospectus and KIID are available in English and in an official language of the jurisdictions in which the Fund is registered for public sale. Portfolio holdings are subject to change, for information only and are not investment recommendations. Calls may be recorded. For more information visit our Privacy Policy at www.bnymellonim.com. BNY Mellon is the corporate brand of The Bank of New York Mellon Corporation and its subsidiaries. The Fund is a sub-fund of BNY Mellon Investment Funds, an open-ended investment company with variable capital (ICVC) with limited liability between sub-funds. Incorporated in England and Wales: registered number IC27. The Authorised Corporate Director (ACD) is BNY Mellon Fund Managers Limited (BNY MFM), incorporated in England and Wales: No. 1998251. Registered address: BNY Mellon Centre, 160 Queen Victoria Street, London EC4V 4LA. Authorised and regulated by the Financial Conduct Authority. Issued in the UK by BNY Mellon Investment Management EMEA Limited, BNY Mellon Centre, 160 Queen Victoria Street, London EC4V 4LA. Registered in England No. 1118580. Authorised and regulated by the Financial Conduct Authority.
Newton is a member of the IA. **IA Sector**: The Performance Benchmark is the IA Flexible Investment Sector Average which is a universe index comprising multi asset funds that have a maximum equity exposure of 100% with at least 10% in non-UK equities. Performance attribution is shown against the IA universe average weights.
MIS0015-300624
Issued on 11/04/2024